

# 2014- 2016 Nigeria Digest of Education Statistics

## CHAPTER ONE

### Early Child Care Development and Pre-Primary Education

#### 1.0 Introduction

Provision in formal settings for care of children below the official six years age of entry into primary school encompasses Early Child Care Education (ECCE). It is conceived as Early Child Care Development and Education (ECCDE), incorporating aspects of growth as the cognitive, psychomotive, affective and social domains. Early Child Care Development and Education has components which are care provided in day care centers or crèches/kindergarten for children aged 0-2 years, children at nursery level aged 3-4 years and children in pre-primary, 5 years of age. In 2012 pre-primary education became a component of the compulsory basic education policy; making it mandatory for children aged 5 years to enrol in formal education. Although ECCE ensures readiness for primary education, the level of compliance with this policy directive varies amongst states. This chapter presents statistics on ECCDE and Pre-Primary 2013/14 to 2015/16.

#### 1.1 Enrolment in ECCDE and Pre-Primary

Table 1.1 is a summary of enrolment in public ECCDE and Pre-Primary by class and gender and is graphically represented on figure 1.1, while table 1.2 and figure 1.2 present the summary of the statistics on enrolment for private ECCDE and Pre-Primary.

Table 1.1 Summary of Public ECCDE and Pre-Primary Enrolment by Gender: 2013/14- 2015/16

Year	Kg			Nur			1 Yr Pre-Primary		
	M	F	M+F	M	F	M+F	M	F	M+F
2013/2014	222,020	205,176	427,196	876,520	841,313	1,717,833	302,314	291,508	593,822
2014/2015	262,274	323,511	585,785	1,487,538	1,465,499	2,953,037	573,419	560,667	1,134,086
2015/2016	254,183	242,882	497,065	802,513	788,425	1,590,938	318,302	315,431	633,733

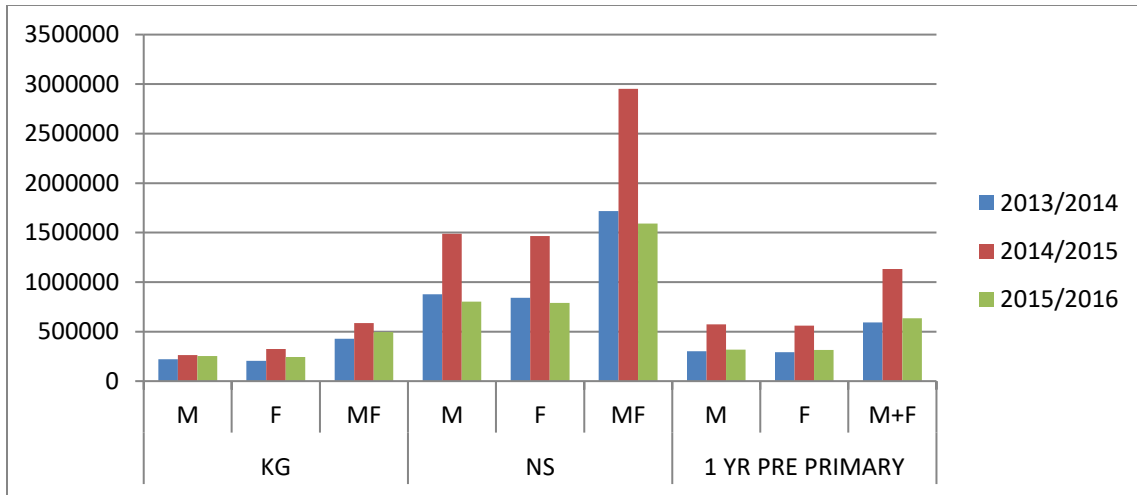


Fig. 1.1 Summary of Public ECCDE and Pre-Primary Enrolment by Gender: 2013/2014- 2015/2016

Table . 1.2 Summary of Private ECCDE and Pre-Primary Enrolment by Gender: 2013/2014 - 2015/2016

Year	Kg			Nur			1 Yr Pre-Primary		
	M	F	M+F	M	F	M+F	M	F	M+F
2013/2014	190,597	175,809	366,406	504,344	462,087	966,431	116,821	98,239	215,060
2014/2015	214,014	204,615	418,629	749,553	721,210	1,470,763	96,435	90,593	187,028
2015/2016	183,578	185,082	368,660	417,655	410,159	827,814	133,493	127,494	260,987

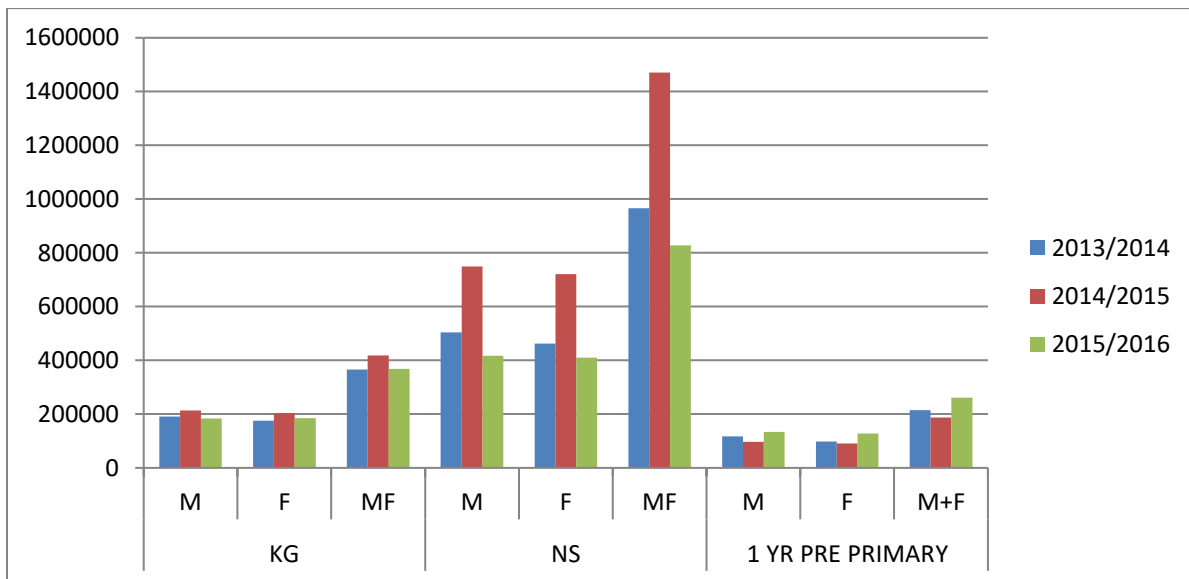


Fig. 1.2 Summary of Private ECCDE and Pre-Primary Enrolment by Gender: 2013/14 - 2015/16



## 1.2 Enrolment in ECDE and Pre-Primary School by State

Tables 1.3 to 1.8 represent the statistics on enrolment by State, class and gender in public ECCDE and Pre-Primary for 2013/14 to 2015/16. It is obvious from the data that in general, more boys than girls are enrolled for all categories/class in public and private ECCDE and Pre-Primary when aggregated by State, which most probably aligns with the population distribution with slightly more boys than girls for the age cohort.

Table 1.3 Enrolment of Public ECCDE and Pre-Primary School by State, Class and Gender 2013/2014

State	No. of school	Kg1			Kg2			Nur1			Nur2			1 Year Pre Primary			Total KG	Total Nur	Total			
		M	F	M+F	M	F	M+F	M	F	M+F	M	F	M+F	M	F	M+F	M+F	M+F	M	F	M+F	
Abia	NA	NA	NA	NA	250	215	465	9,061	9,526	18,587	9,367	9,946	19,313	9,494	9,519	19,013	465	37,900	28,172	29,206	57,378	
Adamawa	NA	2,345	2,385	4730	4,691	5,882	10573	5,882	5,215	11,097	6,228	6,113	12,341	5,541	4,761	10,302	15303	23,438	24,687	24,356	49,043	
Akwa Ibom	NA	NA	NA	NA	NA	NA	NA	NA	NA	NA	NA	NA	NA	NA	NA	NA	NA	NA	NA	NA	NA	NA
Anambra	NA	5969	6183	12152	25859	25944	51803	29121	29128	58,249	26310	26522	52,832	9078	8749	17,827	63955	111,081	96,337	96,526	192,863	
Bauchi	NA	853	877	1730	NA	NA	NA	24609	21642	46,251	NA	NA	NA	25462	22519	47,981	1730	46,251	50,924	45,038	95,962	
Bayelsa	77	239	285	524	202	161	363	1075	1038	2,113	566	666	1,232	1891	1736	3,627	887	3,345	3,973	3,886	7,859	
Benue	NA	5829	5500	11329	7856	5,307	13163	6,475	4,839	11,314	6,310	4,468	10,778	5,829	4,091	9,920	24492	22,092	32,299	24,205	56,504	
Borno	NA	NA	NA	NA	NA	NA	NA	NA	NA	NA	NA	NA	NA	NA	NA	NA	NA	NA	NA	NA	NA	NA
Cross river	NA	NA	NA	NA	NA	NA	NA	NA	NA	NA	NA	NA	NA	NA	NA	NA	NA	NA	NA	NA	NA	NA
Delta	NA	2852	1,890	4742	1,267	1,029	2296	8,887	9,678	18,565	13,596	11,028	24,624	8,036	7,587	15,623	7038	43,189	34,638	31,212	65,850	
Ebonyi	NA	NA	NA	NA	NA	NA	NA	NA	NA	NA	NA	NA	NA	NA	NA	NA	NA	NA	NA	NA	NA	NA
Edo	NA	NA	NA	NA	NA	NA	NA	16,881	16,862	33,743	15,205	15,593	30,798	14,004	14,622	28,626	0	64,541	46,090	47,077	93,167	
Ekiti	858	2731	2632	5363	4367	4512	8879	5768	5587	11,355	4265	4084	8,349	4378	4691	9,069	14242	19,704	21,509	21,506	43,015	
Enugu	1149	3124	2351	5475	2350	928	3278	10235	8456	18,691	20682	20997	41,679	NA	NA	NA	8753	60,370	36,391	32,732	69,123	
FCT	NA	NA	NA	NA	NA	NA	NA	1,415	1,326	2,741	441	461	902	223	235	458	0	3,643	2,079	2,022	4,101	
Gombe	NA	NA	NA	NA	NA	NA	NA	NA	NA	NA	NA	NA	NA	NA	NA	NA	NA	NA	NA	NA	NA	NA
Imo	1352	856	914	1770	1,000	1,026	2026	8,388	8,984	17,372	7,155	7,597	14,752	7,112	7,568	14,680	3796	32,124	24,511	26,089	50,600	
Jigawa	750	7081	5724	12805	NA	NA	NA	30186	16534	46,720	NA	NA	NA	NA	NA	NA	12805	46,720	37,267	22,258	59,525	
Kaduna	1,533	18,908	16,023	34931	NA	NA	NA	65,340	59,265	124,605	NA	NA	NA	NA	NA	NA	34931	124,605	84,248	75,288	159,536	
Kano	1765	42385	39202	81587	15966	13371	29337	57395	50088	107,483	18374	17270	35,644	7447	7227	14,674	110924	143,127	141,567	127,158	268,725	
Katsina	NA	756	686	1442	468	538	1006	12683	10957	23,640	9559	8453	18,012	2423	2216	4,639	2448	41,652	25,889	22,850	48,739	
Kebbi	NA	NA	NA	NA	NA	NA	NA	274	125	399	10414	7399	17,813	7926	5711	13,637	0	18,212	18,614	13,235	31,849	
Kogi	NA	NA	NA	NA	NA	NA	NA	5,568	5,867	11,435	9,933	10,753	20,686	12,541	13,342	25,883	0	32,121	28,042	29,962	58,004	
Kwara	NA	5797	5470	11267	3304	3332	6636	7459	7202	14,661	4270	4067	8,337	1051	1071	2,122	17903	22,998	21,881	21,142	43,023	
Lagos	1007	6,699	6,305	13004	NA	NA	NA	27,493	26,792	54,285	NA	NA	NA	34,192	33,097	67,289	13004	54,285	68,384	66,194	134,578	
Nasarawa	NA	2,332	2,044	4376	3,298	2,799	6097	3,318	2,915	6,233	2,848	2,683	5,531	1,006	935	1,941	10473	11,764	12,802	11,376	24,178	
Niger	3,012	6,063	5,658	11721	1,950	1,933	3883	10,573	9,703	20,276	7,329	6,937	14,266	10,941	9,983	20,924	15604	34,542	36,856	34,214	71,070	
Ogun	NA	4,729	4,619	9348	11,461	11,171	22632	16,666	16,159	32,825	16,045	15,425	31,470	6,378	5,729	12,107	31980	64,295	55,279	53,103	108,382	
Ondo	NA	NA	NA	NA	NA	NA	NA	117,432	120,457	237,889	115,955	119,225	235,180	97,835	97,590	195,425	0	473,069	331,222	337,272	668,494	
Osun	NA	NA	NA	NA	NA	NA	NA	NA	NA	NA	NA	NA	NA	NA	NA	NA	NA	NA	NA	NA	NA	NA
Oyo	NA	321	355	676	4809	5436	10245	11795	13267	25,062	40625	45016	85,641	629	609	1,238	10921	110,703	58,179	64,683	122,862	
Plateau	NA	NA	NA	NA	NA	NA	NA	13,192	12,788	25,980	6,968	6,447	13,415	25,603	24,682	50,285	0	39,395	45,763	43,917	89,680	
Rivers	536	1,504	1,518	3022	4,562	4,537	9099	4,504	4,596	9,100	4,673	4,609	9,282	1,396	1,424	2,820	12121	18,382	16,639	16,684	33,323	
Sokoto	NA	NA	NA	NA	NA	NA	NA	NA	NA	NA	NA	NA	NA	NA	NA	NA	NA	NA	NA	NA	NA	NA
Taraba	NA	NA	NA	NA	NA	NA	NA	NA	NA	NA	NA	NA	NA	NA	NA	NA	NA	NA	NA	NA	NA	NA
Yobe	NA	NA	NA	NA	6,987	6,434	13421	4,638	3,964	8,602	3,089	2,594	5,683	1,898	1,814	3,712	13421	14,285	16,612	14,806	31,418	
Zamfara	NA	NA	NA	NA	NA	NA	NA	NA	NA	NA	NA	NA	NA	NA	NA	NA	NA	NA	NA	NA	NA	NA
National	12039	121,373	110,621	231994	100,647	94,555	195202	516,313	482,960	999,273	360,207	358,353	718,560	302,314	291,508	593,822	427196	1,717,833	1,400,854	1,337,997	2,738,851	

Note: NA = Not Available

Table 1.4 : Enrolment of Private ECCDE and Pre Primary School by State, Class and Gender 2013/2014

State	No. of School	Kg1			Kg2			Nur1			Nur2			1 Year Pre- Primary			Total Kg	Total Nur	Total		
		M	F	M+F	M	F	M+F	M	F	M+F	M	F	M+F	M	F	M+F	M+F	M+F	M	F	M+F
Abia	NA	1249	1195	2,444	841	970	1,811	2,915	2,906	5,821	2,773	2,780	5,553	2,683	2,798	5,481	4,255	11,374	10,461	10,649	21,110
Adamawa	NA	NA	NA	NA	NA	NA	NA	NA	NA	NA	NA	NA	NA	NA	NA	NA	NA	NA	NA	NA	NA
Akwa Ibom	NA	NA	NA	NA	NA	NA	NA	NA	NA	NA	NA	NA	NA	NA	NA	NA	NA	NA	NA	NA	NA
Anambra	NA	NA	NA	NA	NA	NA	NA	NA	NA	NA	NA	NA	NA	NA	NA	NA	NA	NA	NA	NA	NA
Bauchi	198	204	196	400	707	640	1,347	3102	2982	6,084	10424	10099	20,523	21870	10739	32,609	1,747	26,607	36,307	24,656	60,963
Bayelsa	142	1013	935	1,948	862	904	1,766	1591	1496	3,087	916	935	1,851	1,753	1,947	3,700	3,714	4,938	6,135	6,217	12,352
Benue		15,262	14,397	29,659	20,575	13,900	34,475	16,956	12,675	29,631	16,522	11,705	28,227	15,261	10,701	25,962	64,134	57,858	84,576	63,378	147,954
Borno	NA	NA	NA	NA	NA	NA	NA	NA	NA	NA	NA	NA	NA	NA	NA	NA	NA	NA	NA	NA	NA
Cross river	NA	9,500	9,200	18,700	12,600	14,000	26,600	10,800	9,800	20,600	12,000	10,800	22,800	13,000	11,400	24,400	45,300	43,400	57,900	55,200	113,100
Delta	NA	NA	NA	NA	NA	NA	NA	9,367	9,226	18,593	8,528	8,441	16,969	7,211	7,548	14,759	0	35,562	25,106	25,215	50,321
Ebonyi	NA	NA	NA	NA	NA	NA	NA	NA	NA	NA	NA	NA	NA	NA	NA	NA	NA	NA	NA	NA	NA
Edo	NA	NA	NA	NA	NA	NA	NA	3,613	3,777	7,390	3,570	3,604	7,174	3,483	3,268	6,751	0	14,564	10,666	10,649	21,315
Ekiti	NA	4000	4011	8,011	3908	3742	7,650	4055	4067	8,122	3842	3834	7,676	NA	NA	NA	15,661	15,798	15,805	15,654	31,459
Enugu	NA	6902	6650	13,552	NA	NA	NA	98783	78641	177,424	NA	NA	NA	NA	NA	NA	13,552	177,424	105,685	85,291	190,976
FCT	NA	NA	NA	NA	NA	NA	NA	3,274	3,067	6,341	3,110	2,954	6,064	1,102	1,021	2,123	0	12,405	7,486	7,042	14,528
Gombe	NA	NA	NA	NA	NA	NA	NA	NA	NA	NA	NA	NA	NA	NA	NA	NA	NA	NA	NA	NA	NA
Imo	269	1,477	1,602	3,079	1,293	1,280	2,573	12,466	13,352	25,818	10,631	11,286	21,917	10,569	11,249	21,818	5,652	47,735	36,436	38,769	75,205
Jigawa	87	1,257	857	2,114	NA	NA	NA	5,569	4,393	9,962	NA	NA	NA	NA	NA	NA	2,114	9,962	6,826	5,250	12,076
Kaduna	NA	7946	7399	15,345	NA	NA	NA	38825	37274	76,099	NA	NA	NA	NA	NA	NA	15,345	76,099	46,771	44,673	91,444
Kano	NA	2756	1385	4,141	5742	5146	10,888	9563	9238	18,801	8097	7933	16,030	2265	1971	4,236	15,029	34,831	28,423	25,673	54,096
Katsina	NA	1869	1700	3,569	NA	NA	NA	9560	8593	18,153	NA	NA	NA	11429	10293	21,722	3,569	18,153	22,858	20,586	43,444
Kebbi	NA	NA	NA	NA	NA	NA	NA	NA	NA	NA	NA	NA	NA	NA	NA	NA	NA	NA	NA	NA	NA
Kogi	NA	12571	10484	23,055	5742	5146	10,888	57948	55105	113,053	8097	7933	16,030	13694	12264	25,958	33,943	129,083	98,052	90,932	188,984
Kwara	976	<b>7853</b>	<b>7265</b>	15,118	<b>5989</b>	<b>5599</b>	11,588	<b>11412</b>	<b>10749</b>	22,161	<b>9223</b>	<b>9037</b>	18,260	<b>1263</b>	<b>1163</b>	2,426	26,706	40,421	35,740	33,813	69,553
Lagos	NA	NA	NA	NA	NA	NA	NA	NA	NA	NA	NA	NA	NA	NA	NA	NA	NA	NA	NA	NA	NA
Nasarawa	NA	NA	NA	NA	NA	NA	NA	NA	NA	NA	NA	NA	NA	NA	NA	NA	NA	NA	NA	NA	NA
Niger	1,559	2,288	2,193	4,481	1,452	1,380	2,832	11,739	10,547	22,286	10,571	9,560	20,131	1,386	1,429	2,815	7,313	42,417	27,436	25,109	52,545
Ogun	NA	7,000	4,900	11,900	6,447	8,708	15,155	13,249	12,349	25,598	5,040	4,710	9,750	5,443	6,518	11,961	27,055	35,348	37,179	37,185	74,364
Ondo	NA	17,863	18,253	36,116	20,153	18,974	39,127	26,173	24,598	50,771	28,174	30,217	58,391			0	75,243	109,162	92,363	92,042	184,405
Osun	NA	NA	NA	NA	NA	NA	NA	NA	NA	NA	NA	NA	NA	NA	NA	NA	NA	NA	NA	NA	NA
Oyo	NA	NA	NA	NA	NA	NA	NA	NA	NA	NA	NA	NA	NA	NA	NA	NA	NA	NA	NA	NA	NA
Plateau	NA	1775	1556	3,331	1149	932	2,081	3,691	3,694	7,385	3,839	3,654	7,493	2,791	2,466	5,257	5,412	14,878	13,245	12,302	25,547
Rivers	NA	NA	NA	NA	NA	NA	NA	NA	NA	NA	NA	NA	NA	NA	NA	NA	NA	NA	NA	NA	NA
Sokoto	NA	NA	NA	NA	NA	NA	NA	NA	NA	NA	NA	NA	NA	NA	NA	NA	NA	NA	NA	NA	NA
Taraba	NA	NA	NA	NA	NA	NA	NA	NA	NA	NA	NA	NA	NA	NA	NA	NA	NA	NA	NA	NA	NA
Yobe	NA	176	162	338	176	148	324	2,062	2,088	4,150	2,274	1,988	4,262	1,618	1,464	3,082	662	8,412	6,306	5,850	12,156
Zamfara	NA	NA	NA	NA	NA	NA	NA	NA	NA	NA	NA	NA	NA	NA	NA	NA	NA	NA	NA	NA	NA
National	3231	102,961	94,340	197,301	87,636	81,469	169,105	356,713	320,617	677,330	147,631	141,470	289,101	116,821	98,239	215,060	366,406	966,431	811,762	736,135	1,547,897

Note: NA = Not Available

Table 1.5: Enrolment of Public ECCDE and Pre-Primary School by State, Class and Gender, 2014/2015

State	No. of School	Kg1			Kg2			Nur1			Nur2			1 Year Pre-Primary			Total Kg	Total Nur	Total		
		M	F	M+F	M	F	M+F	M	F	M+F	M	F	M+F	M	F	M+F	M+F	M+F	M	F	M+F
Abia	NA	NA	NA	NA	148	113	261	8,805	8,679	17,484	8,417	8,379	16,796	8,465	8,134	16,599	261	34,280	25,835	25,305	51,140
Adamawa	NA	NA	NA	NA	NA	NA	NA	NA	NA	NA	NA	NA	NA	NA	NA	NA	NA	NA	NA	NA	NA
Akwa Ibom	NA	NA	NA	NA	NA	NA	NA	NA	NA	NA	NA	NA	NA	NA	NA	NA	NA	NA	NA	NA	NA
Anambra	NA	7385	7545	14930	22698	22688	45386	24651	24774	49,425	21906	22121	44,027	11639	11187	22,826	60316	93,452	88,279	88,315	176,594
Bauchi	883	853	877	1730	NA	NA	NA	24609	21642	46,251	NA	NA	NA	NA	NA	1730	46,251	25,462	22,519	47,981	
Bayelsa	91	159	165	324	128	134	262	979	916	1,895	679	761	1,440	1413	1400	2,813	586	3,335	3,358	3,376	6,734
Benue	NA	5,880	5,548	11428	7,927	5,358	13285	6,541	4,887	11,428	6,365	4,509	10,874	5,880	4,128	10,008	24713	22,302	32,593	24,430	57,023
Borno	NA	NA	NA	NA	NA	NA	NA	NA	NA	NA	NA	NA	NA	NA	NA	NA	NA	NA	NA	NA	NA
Cross river	NA	10,665	10,641	21306	NA	NA	NA	NA	NA	NA	NA	NA	NA	NA	NA	NA	21306	NA	10,665	10,641	21,306
Delta	772	11467	12154	23621	9940	10440	20380	6600	7786	14,386	NA	NA	NA	NA	NA	NA	44001	14,386	28,007	30,380	58,387
Ebonyi	NA	1407	1572	2979	1182	1229	2411	10590	11057	21,647	7481	7796	15,277	7452	7546	14,998	5390	36,924	28,112	29,200	57,312
Edo	NA	NA	NA	NA	NA	NA	NA	NA	NA	NA	NA	NA	NA	NA	NA	NA	NA	NA	NA	NA	NA
Ekiti	NA	12072	12213	24285	1182	1229	2411	10590	11057	21,647	7481	7796	15,277	NA	NA	NA	26696	36,924	31,325	32,295	63,620
Enugu	1138	3176	3335	6511	2640	2758	5398	20070	19643	39,713	17034	16054	33,088	17326	17367	34,693	11909	72,801	60,246	59,157	119,403
FCT	216	NA	NA	NA	NA	NA	NA	NA	NA	NA	NA	NA	NA	NA	NA	NA	NA	NA	NA	NA	NA
Gombe	186	904	862	1766	NA	NA	NA	10652	9888	20,540	NA	NA	NA	2567	2425	4,992	1766	20,540	14,123	13,175	27,298
Imo	1352	796	954	1750	1,204	1,138	2342	8,988	9,630	18,618	7,667	8,142	15,809	7,625	8,111	15,736	4092	34,427	26,280	27,975	54,255
Jigawa	571	6983	5920	12903	549	563	1112	7532	6483	14,015	7241	6486	13,727	11049	9758	20,807	14015	27,742	33,354	29,210	62,564
Kaduna	NA	12009	11,031	23040	6,261	5,649	11910	27,272	26,245	53,517	22,573	22,145	44,718	4,878	4,683	9,561	34950	98,235	72,993	69,753	142,746
Kano	NA	37293	34554	71847	12415	83320	95735	21847	20706	42,553	7427	6684	14,111	37646	34022	71,668	167582	56,664	116,628	179,286	295,914
Katsina	429	1,356	1,192	2548	NA	NA	NA	29,626	26,899	56,525	NA	NA	NA	13,045	12,143	25,188	2548	56,525	44,027	40,234	84,261
Kebbi	NA	NA	NA	NA	NA	NA	NA	NA	NA	NA	NA	NA	NA	NA	NA	NA	NA	NA	NA	NA	NA
Kogi	NA	NA	NA	NA	NA	NA	NA	5,679	5,984	11,663	10,132	10,968	21,100	12,792	13,609	26,401	0	32,763	28,603	30,561	59,164
Kwara	1528	3,700	3,563	7263	2685	2,562	5247	4,766	4,538	9,304	3,633	3,566	7,199	771	729	1,500	12510	16,503	15,555	14,958	30,513
Lagos	1014	7,570	7,542	15112	NA	NA	NA	24,883	24,308	49,191	NA	NA	NA	13,273	13,064	26,337	15112	49,191	45,726	44,914	90,640
Nasarawa		2,811	2,542	5353	3940	3,631	7571	3,530	3,047	6,577	2,514	2,302	4,816	2497	1,934	4,431	12924	11,393	15,292	13,456	28,748
Niger	648	10233	9348	19581	4272	4110	8382	17425	16824	34,249	12602	11688	24,290	4871	4760	9,631	27963	58,539	49,403	46,730	96,133
Ogun	NA	4,963	5,202	10165	12,023	11,623	23646	17,527	16,889	34,416	16,194	15,769	31,963	5,340	5,088	10,428	33811	66,379	56,047	54,571	110,618
Ondo	1345	NA	NA	NA	NA	NA	NA	106,099	103,236	209,335	112,653	117,991	230,644	113,640	117,722	231,362	0	439,979	332,392	338,949	671,341
Osun	NA	NA	NA	NA	NA	NA	NA	NA	NA	NA	NA	NA	NA	NA	NA	NA	NA	NA	NA	NA	NA
Oyo	NA	790	838	1628	18525	20179	38704	39367	41266	80,633	46,467	47,318	93,785	1145	1,117	2,262	40332	174,418	106,294	110,718	217,012
Plateau	2337	NA	NA	NA	NA	NA	NA	14,440	13,966	28,406	6,924	7,472	14,396	7,256	6,335	13,591	0	42,802	28,620	27,773	56,393
Rivers	NA	NA	NA	NA	NA	NA	NA	380883	371666	752,549	288023	292177	580,200	263173	260413	523,586	0	1,332,749	932,079	924,256	1,856,335
Sokoto	280	4269	3212	7481	NA	NA	NA	13452	10545	23,997	NA	NA	NA	6892	5590	12,482	7481	23,997	24,613	19,347	43,960
Taraba	171	3195	3077	6272	NA	NA	NA	8855	8472	17,327	NA	NA	NA	2194	2103	4,297	6272	17,327	14,244	13,652	27,896
Yobe	NA	NA	NA	NA	NA	NA	NA	4,127	3,310	7,437	3,130	2,603	5,733	1,998	1,669	3,667	0	13,170	9,255	7,582	16,837
Zamfara	584	4619	2900	7519	NA	NA	NA	10610	8429	19,039	NA	NA	NA	8592	5630	14,222	7519	19,039	23,821	16,959	40,780
National	13545	154,555	146,787	301,342	107,719	176,724	284,443	870,995	842,772	1,713,767	616,543	622,727	1,239,270	573,419	560,667	1,134,086	585,785	2,953,037	2,323,231	2,349,677	4,672,908

Note: NA = Not Available

Table 1.6: Enrolment of Private ECCDE and Pre-Primary School by State, Class and Gender, 2014/2015

State	No. of School	Kg1			Kg2			Nur1			Nur2			1 Year Pre-Primary			Total Kg	Total Nur	Total		
		M	F	M+F	M	F	M+F	M	F	M+F	M	F	M+F	M	F	M+F	M+F	M+F	M	F	M+F
Abia		742	749	1,491	805	827	1,632	1,775	1,761	3,536	3,705	3,563	7,268	733	741	1,474	3,123	10,804	7,760	7,641	15,401
Adamawa	NA	NA	NA	NA	NA	NA	NA	NA	NA	NA	NA	NA	NA	NA	NA	NA	NA	NA	NA	NA	NA
Akwa Ibom	NA	NA	NA	NA	NA	NA	NA	NA	NA	NA	NA	NA	NA	NA	NA	NA	NA	NA	NA	NA	NA
Anambra	NA	NA	NA	NA	NA	NA	NA	NA	NA	NA	NA	NA	NA	NA	NA	NA	NA	NA	NA	NA	NA
Bauchi	253	1046	1105	2,151	NA	NA	NA	12205	12077	24,282	NA	NA	NA	1173	1195	2,368	2,151	24,282	14,424	14,377	28,801
Bayelsa	200	2117	2115	4,232	1796	2022	3,818	1912	1873	3,785	1735	1777	3,512	2449	2652	5,101	8,050	7,297	10,009	10,439	20,448
Benue	NA	17,873	16,859	34,732	24,095	16,277	40,372	19,857	14,844	34,701	19,349	13,708	33,057	17,872	12,532	30,404	75,104	67,758	99,046	74,220	173,266
Borno	NA	NA	NA	NA	NA	NA	NA	NA	NA	NA	NA	NA	NA	NA	NA	NA	NA	NA	NA	NA	NA
Cross river		9,500	9,200	18,700	12,600	14,000	26,600	10,800	9,800	20,600	12,000	10,800	22,800	13,000	11,400	24,400	45,300	43,400	57,900	55,200	113,100
Delta	NA	NA	NA	NA	NA	NA	NA	NA	NA	NA	NA	NA	NA	NA	NA	NA	NA	NA	NA	NA	NA
Ebonyi	NA	364	323	687	304	295	599	837	888	1,725	837	888	1,725	524	883	1,407	1,286	3,450	2,866	3,277	6,143
Edo	NA	NA	NA	NA	NA	NA	NA	NA	NA	NA	NA	NA	NA	NA	NA	NA	NA	NA	NA	NA	NA
Ekiti	NA	2811	3767	6,578	2919	3714	6,633	3496	3613	7,109	3281	3316	6,597	NA	NA	NA	13,211	13,706	12,507	14,410	26,917
Enugu	NA	2784	2699	5,483	4223	4058	8,281	14658	14317	28,975	12846	12976	25,822	11447	11575	23,022	13,764	54,797	45,958	45,625	91,583
FCT	636	NA	NA	NA	NA	NA	NA	NA	NA	9,416	NA	NA	9,220	NA	NA	NA	NA	18,636	NA	NA	18,636
Gombe	284	1032	1062	2,094	NA	NA	NA	9208	8526	17,734	NA	NA	NA	450	445	895	2,094	17,734	10,690	10,033	20,723
Imo	NA	1,632	1,649	3,281	1,262	1,366	2,628	13,056	13,982	27,038	11,134	11,817	22,951	11,068	11,780	22,848	5,909	49,989	38,152	40,594	78,746
Jigawa	76	313	323	636	111	93	204	424	416	840	3405	3004	6,409	343	343	686	840	7,249	4,596	4,179	8,775
Kaduna	NA	2845	2765	5,610	2689	2569	5,258	11718	11282	23,000	11119	10633	21,752	5664	5578	11,242	10,868	44,752	34,035	32,827	66,862
Kano	NA	2657	2695	5,352	1813	1757	3,570	7321	7311	14,632	6341	6161	12,502	1973	2132	4,105	8,922	27,134	20,105	20,056	40,161
Katsina	232	2103	1939	4,042	NA	NA	NA	11095	9851	20,946	NA	NA	NA	792	712	1,504	4,042	20,946	13,990	12,502	26,492
Kebbi	NA	NA	NA	NA	NA	NA	NA	NA	NA	NA	NA	NA	NA	NA	NA	NA	NA	NA	NA	NA	NA
Kogi	NA	7918	7722	15,640	4613	4419	9,032	30558	28860	59,418	20865	19798	40,663	8772	8765	17,537	24,672	100,081	72,726	69,564	142,290
Kwara	NA	1904	1784	3,688	1632	1546	3,178	3020	2864	5,884	2957	2885	5,842	555	537	1,092	6,866	11,726	10,068	9,616	19,684
Lagos	NA	NA	NA	NA	NA	NA	NA	NA	NA	NA	NA	NA	NA	NA	NA	NA	NA	NA	NA	NA	NA
Nasarawa	NA	2,903	2,813	5,716	5,152	5,069	10,221	3,713	3,549	7,262	3,330	3,342	6,672	1,942	1,937	3,879	15,937	13,934	17,040	16,710	33,750
Niger	779	4692	4275	8,967	NA	NA	NA	26294	24824	51,118	NA	NA	NA	1422	1360	2,782	8,967	51,118	32,408	30,459	62,867
Ogun	NA	12,190	13,162	25,352	12,100	11,000	23,100	20,072	19,799	39,871	10,009	10,289	20,298	8,270	8,500	16,770	48,452	60,169	62,641	62,750	125,391
Ondo	NA	18,077	18,623	36,700	20,981	19,327	40,308	26,173	25,167	51,340	28,673	29,156	57,829	NA	NA	NA	77,008	109,169	93,904	92,273	186,177
Osun	NA	7,862	7,827	15,689	6,132	6,228	12,360	7,309	7,629	14,938	6,804	7,007	13,811	2,678	2,712	5,390	28,049	28,749	30,785	31,403	62,188
Oyo	NA	NA	NA	NA	NA	NA	NA	NA	NA	NA	NA	NA	NA	NA	NA	NA	NA	NA	NA	NA	NA
Plateau	NA	1864	1634	3,498	1207	979	2,186	3,876	3,879	7,755	4,031	3,837	7,868	2,931	2,589	5,520	5,684	15,623	13,909	12,918	26,827
Rivers	NA	NA	NA	NA	NA	NA	NA	192828	186757	379,585	125632	125109	250,741	NA	NA	NA	630,326	318,460	311,866	630,326	
Sokoto	95	361	287	648	NA	NA	NA	5743	5266	11,009	NA	NA	NA	462	395	857	648	11,009	6,566	5,948	12,514
Taraba	416	3043	2842	5,885	NA	NA	NA	14445	13235	27,680	NA	NA	NA	440	395	835	5,885	27,680	17,928	16,472	34,400
Yobe	NA	NA	NA	NA	20	19	39	3,123	3,427	6,550	1,892	1,878	3,770	1,244	1,232	2,476	39	10,320	6,279	6,556	12,835
Zamfara	84	927	831	1,758	NA	NA	NA	4092	3469	7,561	NA	NA	NA	231	203	434	1,758	7,561	5,250	4,503	9,753
National	3,055	109,560	109,050	218,610	104,454	95,565	200,019	459,608	439,266	908,290	289,945	281,944	581,109	96,435	90,593	187,028	418,629	1,489,399	1,060,002	1,016,418	2,095,056

Note: NA = Not Available

Table 1.7: Enrolment of Public ECCDE and Pre-Primary School by State, Class and Gender, 2015/2016

State	No. of School	Kg1			Kg2			Nur1			Nur2			1 Year Pre-Primary			Kg	Nur	Total		
		M	F	M+F	M	F	M+F	M	F	M+F	M	F	M+F	M	F	M+F	M+F	M+F	M	F	M+F
Abia	786	652	614	1,266	521	669	1,190	5,606	5,550	11,156	5,159	4,990	10,149	6,722	4,673	11,395	2,456	21,305	18,660	16,496	35,156
Adamawa	661	1,741	1,553	3,294	1,045	1,233	2,278	6,404	6,294	12,698	5,351	4,936	10,287	3,247	2,884	6,131	5,572	22,985	17,788	16,900	34,688
Akwa Ibom	994	11,310	12,271	23,581	7,057	8,189	15,246	17,718	18,726	36,444	13,189	13,114	26,303	9,144	9,436	18,580	38,827	62,747	58,418	61,736	120,154
Anambra	NA	10981	11130	22,111	26035	26322	52,357	28577	28730	57,307	27220	27504	54,724	14294	14657	28,951	74,468	112,031	107,107	108,343	215,450
Bauchi	878	863	825	1,688	303	336	639	19080	17318	36,398	11259	9988	21,247	6494	6191	12,685	2,327	57,645	37,999	34,658	72,657
Bayelsa	186	279	267	546	261	288	549	950	1,089	2,039	912	850	1,762	656	823	1,479	1,095	3,801	3,058	3,317	6,375
Benue	840	2,838	2,529	5,367	848	894	1,742	2,035	1,891	3,926	1,010	974	1,984	596	544	1,140	7,109	5,910	7,327	6,832	14,159
Borno	402	747	721	1,468	416	807	1,223	4,319	4,216	8,535	3,154	3,144	6,298	2,430	2,024	4,454	2,691	14,833	11,066	10,912	21,978
Cross river	940	5,399	5,416	10,815	3,111	3,151	6,262	2,658	2,582	5,240	2,198	2,084	4,282	3,437	3,360	6,797	17,077	9,522	16,803	16,593	33,396
Delta	749	2,177	1,887	4,064	1,194	1,124	2,318	6,381	6,439	12,820	5,748	5,690	11,438	4,752	4,745	9,497	6,382	24,258	20,252	19,885	40,137
Ebonyi	592	393	430	823	331	333	664	9023	9464	18,487	5678	5780	11,458	5126	5131	10,257	1,487	29,945	20,551	21,138	41,689
Edo	725	3,803	3,722	7,525	2,300	2,181	4,481	5,886	5,745	11,631	5,027	4,714	9,741	4,721	4,580	9,301	12,006	21,372	21,737	20,942	42,679
Ekiti	887	2967	2992	5,959	2288	2275	4,563	5450	5494	10,944	4428	4507	8,935	15111	15252	30,363	10,522	19,879	30,244	30,520	60,764
Enugu	1150	609	573	1,182	NA	NA	NA	18936	18286	37,222	NA	NA	NA	10590	10337	20,927	1,182	37,222	30,135	29,196	59,331
FCT	286	1,058	920	1,978	698	744	1,442	3,298	3,134	6,432	2,811	2,715	5,526	1,774	1,625	3,399	3,420	11,958	9,639	9,138	18,777
Gombe	279	1555	1476	3,031	724	651	1,375	6384	5541	11,925	3621	3322	6,943	2250	1919	4,169	4,406	18,868	14,534	12,909	27,443
Imo	1227	904	778	1,682	235	1,329	1,564	31,474	30,617	62,091	27,353	26,690	54,043	27,115	26,102	53,217	3,246	116,134	87,081	85,516	172,597
Jigawa	740	12584	10855	23,439	2318	1919	4,237	6107	5536	11,643	1597	1302	2,899	5764	5638	11,402	27,676	14,542	28,370	25,250	53,620
Kaduna	1262	15476	14770	30,246	5963	5820	11,783	86630	85487	172,117	7435	6961	14,396	7435	6961	14,396	42,029	186,513	122,939	119,999	242,938
Kano	2326	29139	28131	57,270	9663	9756	19,419	36879	35967	72,846	17636	17506	35,142	40388	37779	78,167	76,689	107,988	133,705	129,139	262,844
Katsina	2231	1775	1522	3,297	596	680	1,276	18319	17540	35,859	10771	9872	20,643	6021	4806	10,827	4,573	56,502	37,482	34,420	71,902
Kebbi	263	3243	2370	5,613	1265	1036	2,301	3814	3016	6,830	1238	1064	2,302	1514	1040	2,554	7,914	9,132	11,074	8,526	19,600
Kogi	685	703	692	1,395	385	448	833	2,141	2,086	4,227	1,572	1,602	3,174	652	699	1,351	2,228	7,401	5,453	5,527	10,980
Kwara	904	4675	4501	9,176	2918	2781	5,699	10366	10309	20,675	4354	4208	8,562	4354	4208	8,562	14,875	29,237	26,667	26,007	52,674
Lagos	1014	7,485	7,030	14,515	NA	NA	NA	27,156	26,086	53,242	NA	NA	NA	737	746	1,483	14,515	53,242	35,378	33,862	69,240
Nasarawa	511	868	903	1,771	390	498	888	3,201	2,994	6,195	2,567	2,254	4,821	1,552	1,323	2,875	2,659	11,016	8,578	7,972	16,550
Niger	680	7598	6771	14,369	3033	2682	5,715	13531	12828	26,359	8107	7846	15,953	4979	4470	9,449	20,084	42,312	37,248	34,597	71,845
Ogun	1306	6,925	6,614	13,539	3,183	3,098	6,281	11,131	10,540	21,671	8,896	8,227	17,123	1,576	1,386	2,962	19,820	38,794	31,711	29,865	61,576
Ondo	1097	3,561	3,519	7,080	2,861	3,947	6,808	54,718	58,677	113,395	53,691	53,305	106,996	31,446	30,644	62,090	13,888	220,391	146,277	150,092	296,369
Osun	728	65	76	141	50	47	97	91	85	176	25	41	66	71	84	155	238	242	302	333	635
Oyo	2139	437	477	914	476	560	1,036	18560	22367	40,927	31495	36452	67,947	71384	83185	154,569	1,950	108,874	122,352	143,041	265,393
Plateau	1208	3,173	2,558	5,731	1,739	1,772	3,511	9,927	9,997	19,924	6,145	7,147	13,292	3,541	3,600	7,141	9,242	33,216	24,525	25,074	49,599
Rivers	613	535	492	1,027	295	507	802	2,674	2,463	5,137	2,061	2,438	4,499	2,286	2,224	4,510	1,829	9,636	7,851	8,124	15,975
Sokoto	512	6586	4498	11,084	5256	3582	8,838	11888	9072	20,960	5536	3811	9,347	5624	4335	9,959	19,922	30,307	34,890	25,298	60,188
Taraba	129	1830	1588	3,418	772	816	1,588	3012	2713	5,725	2344	2104	4,448	1025	889	1,914	5,006	10,173	8,983	8,110	17,093
Yobe	352	310	255	565	262	203	465	2,596	2,046	4,642	1,948	1,261	3,209	1,418	1,300	2,718	1,030	7,851	6,534	5,065	11,599
Zamfara	422	7357	4528	11,885	2790	1950	4,740	8493	5356	13,849	5564	3741	9,305	8076	5831	13,907	16,625	23,154	32,280	21,406	53,686
National	30704	162,601	150,254	312,855	91,582	92,628	184,210	505,413	496,281	1,001,694	297,100	292,144	589,244	318,302	315,431	633,733	497,065	1,590,938	1,374,998	1,346,738	2,721,736

Note: NA = Not Available



Table 1.8 : Enrolment of Public ECCDE and Pre-Primary School by State, Class and Gender, 2015/2016

State	No. of School	Kg1			Kg2			Nur			Nur			1 Year Pre- Primary			Total Kg	Total Nur	Total		
		M	F	M+F	M	F	M+F	M	F	M+F	M	F	M+F	M	F	M+F	M+F	M+F	M	F	M+F
Abia	376	1,553	1,508	3,061	1,156	1,343	2,499	2,600	2,605	5,205	2,548	2,662	5,210	2,466	2,566	5,032	5,560	10,415	10,323	10,684	21,007
Adamawa	278	773	789	1,562	455	768	1,223	3,823	3,591	7,414	3,910	3,587	7,497	2,345	1,999	4,344	2,785	14,911	11,306	10,734	22,040
Akwa Ibom	370	3,292	3,326	6,618	2,609	2,908	5,517	4,357	4,532	8,889	4,239	4,464	8,703	2,006	2,138	4,144	12,135	17,592	16,503	17,368	33,871
Anambra	NA	NA	NA	NA	NA	NA	NA	NA	NA	NA	NA	NA	NA	NA	NA	NA	NA	NA	NA	NA	NA
Bauchi	380	1268	1299	2567	537	576	1113	8030	7906	15936	7186	7088	14274	3820	3615	7435	3,680	30,210	20,841	20,484	41,325
Bayelsa	164	645	589	1,234	774	737	1,511	1,443	1,366	2,809	1,376	1,372	2,748	948	980	1928	2,745	5,557	5,186	5,044	10,230
Benue	821	2,630	2,383	5,013	1,869	2,063	3,932	11,836	11,039	22,875	10,611	10,063	20,674	3,877	3,671	7,548	8,945	43,549	30,823	29,219	60,042
Borno	83	98	105	203	87	115	202	1,050	1,153	2,203	1,252	1,213	2,465	859	843	1702	405	4,668	3,346	3,429	6,775
Cross river	391	3,182	2,963	6,145	2,284	2,529	4,813	4,698	4,576	9,274	4,625	4,666	9,291	3,418	3,372	6,790	10,958	18,565	18,207	18,106	36,313
Delta	859	2,945	2,924	5,869	2,888	3,178	6,066	7,819	7,928	15,747	8,128	8,024	16,152	7,138	6,877	14015	11,935	31,899	28,918	28,931	57,849
Ebonyi	178	865	875	1740	765	795	1560	3407	3414	6821	3223	3217	6440	3255	3205	6460	3,300	13,261	11,515	11,506	23,021
Edo	483	2,222	1,861	4,083	1,481	1,542	3,023	4,630	4,958	9,588	4,467	4,562	9,029	4,499	4,036	8,535	7,106	18,617	17,299	16,959	34,258
Ekiti	NA	4533	4559	9092	4991	5036	10,027	5754	5261	11,015	4211	4247	8458	3389	3446	6835	19119	19473	22,878	22,549	45,427
Enugu	1484	2501	2437	4938	6357	5998	12355	15647	15679	31326	14120	13727	27847	12586	12854	25440	17,293	59,173	51,211	50,695	101,906
FCT	177	801	863	1,664	609	712	1,321	1,413	1,630	3,043	1,351	1,331	2,682	477	396	873	2,985	5,725	4,651	4,932	9,583
Gombe	295	871	873	1744	360	314	674	4330	3981	8311	3844	3679	7523	1087	1060	2147	2,418	15,834	10,492	9,907	20,399
Imo	140	256	242	498	244	303	547	973	992	1,965	1,056	1,049	2,105	861	937	1798	1,045	4,070	3,390	3,523	6,913
Jigawa	98	477	464	941	252	243	495	2134	2006	4140	2059	1937	3996	718	579	1297	1,436	8,136	5,640	5,229	10,869
Kaduna	820	3140	3118	6258	2654	2680	5334	20270	19435	39705	4987	4826	9813	31051	30059	61110	11,592	49,518	62,102	60,118	122,220
Kano	613	3113	2935	6048	2685	2675	5360	8090	7969	16059	7346	7131	14477	2221	2107	4328	11,408	30,536	23,455	22,817	46,272
Katsina	286	2061	2071	4132	1109	1018	2127	5180	4660	9840	4843	4467	9310	1160	1031	2191	6,259	19,150	14,353	13,247	27,600
Kebbi	105	390	329	719	520	385	905	2273	2737	5010	2258	2397	4655	1080	950	2030	1,624	9,665	6,521	6,798	13,319
Kogi	443	1,396	1,408	2,804	940	1,082	2,022	3,698	3,812	7,510	3,387	3,338	6,725	793	737	1,530	4,826	14,235	10,214	10,377	20,591
Kwara	1050	7725	7598	15323	7187	6979	14166	19976	19511	39487	2044	1779	3823	2044	1779	3823	29,489	43,310	38,976	37,646	76,622
Lagos	NA	NA	NA	NA	NA	NA	NA	NA	NA	NA	NA	NA	NA	NA	NA	NA	NA	NA	NA	NA	NA
Nasarawa	374	1,244	1,290	2,534	1,051	1,297	2,348	3,012	3,010	6,022	2,970	2,854	5,824	1,915	1,819	3,734	4,882	11,846	10,192	10,270	20,462
Niger	1171	2993	2948	5941	2970	2926	5896	14739	13623	28362	13450	12655	26105	7984	7342	15326	11,837	54,467	42,136	39,494	81,630
Ogun	2634	5,527	5,809	11,336	13,779	13,870	27,649	14,096	14,077	28,173	13,162	13,306	26,468	1,492	1,183	2,675	38,985	54,641	48,056	48,245	96,301
Ondo	501	3,458	3,432	6,890	2,667	2,717	5,384	3,795	3,780	7,575	3,294	3,384	6,678	862	818	1,680	12,274	14,253	14,076	14,131	28,207
Osun	441	3,531	3,416	6,947	2,568	2,658	5,226	3,063	3,152	6,215	2,845	2,580	5,425	1,037	1,058	2,095	12,173	11,640	13,044	12,864	25,908
Oyo	3060	20839	21226	42065	18427	18925	37352	24213	24779	48992	23189	23874	47063	12078	12013	24091	79,417	96,055	98,746	100,817	199,563
Plateau	335	966	985	1,951	1,134	1,197	2,331	3,282	3,244	6,526	3,347	3,282	6,629	2,507	2,432	4939	4,282	13,155	11,236	11,140	22,376
Rivers	1084	3,257	3,382	6,639	3,453	3,443	6,896	7,315	7,478	14,793	7,243	7,242	14,485	6,518	5,462	11980	13,535	29,278	27,786	27,007	54,793
Sokoto	126	242	198	440	209	154	363	3112	2938	6050	2646	2510	5156	1820	1587	3407	803	11,206	8,029	7,387	15,416
Taraba	549	3096	2945	6041	1149	1048	2197	8516	8053	16569	7070	6762	13832	3051	2844	5895	8,238	30,401	22,882	21,652	44,534
Yobe	86	313	321	634	226	593	819	2,093	1,921	4,014	1,789	1,655	3,444	1,401	1,034	2435	1,453	7,458	5,822	5,524	11,346
Zamfara	91	463	396	859	466	408	874	1451	1199	2650	1461	1234	2695	730	665	1395	1,733	5,345	4,571	3,902	8,473
Nigeria	12332	92,666	91,867	175,441	90,912	93,215	174,100	232,118	227,995	449,098	185,537	182,164	359,243	133,493	127,494	254,152	349,541	808,341	734,726	722,735	1,457,461

Note: NA = Not Available

The GER and GPI by State and gender for ECCDE and Pre-Primary age cohort (0-5years old) are shown on table 1.9 to 1.11 for 2013/14 to 2015/16

Table 1.9 Gross Enrolment Rate (GER) and Gender Parity Index (GPI) for ECCDE and Pre-Primary

2013/2014

State	Population (age 0-5)			Enrolment			Indicators			
	M	F	M+F	Total M	Total F	M+F	GER M	GER F	GPI	%F
Abia	234055	231554	465609	38633	39855	78488	0.17	0.17	1.04	50.78
Adamawa	403973	395045	799019	24687	24356	49043	0.06	0.06	1.01	49.66
Akwa Ibom	370839	358818	729657	NA	NA	NA	NA	NA	NA	NA
Anambra	348450	338893	687343	96337	96526	192863	0.28	0.28	1.03	50.05
Bauchi	687244	662468	1349712	87231	69694	156925	0.13	0.11	0.83	44.41
Bayelsa	164424	156208	320632	10108	10103	20211	0.06	0.06	1.05	49.99
Benue	559370	550399	1109769	116875	87583	204458	0.21	0.16	0.76	42.84
Borno	611359	567386	1178745	NA	NA	NA	NA	NA	NA	NA
Cross river	280813	271081	551894	57900	55200	113100	0.21	0.2	0.99	48.81
Delta	392730	387767	780497	59744	56427	116171	0.15	0.15	0.96	48.57
Ebonyi	230011	240522	470533	NA	NA	NA	NA	NA	NA	NA
Edo	291668	285501	577169	56756	57726	114482	0.19	0.2	1.04	50.42
Ekiti	209056	203540	412595	37314	37160	74474	0.18	0.18	1.02	49.9
Enugu	268347	281080	549427	142076	118023	260099	0.53	0.42	0.79	45.38
FCT	245598	225464	471062	9565	9064	18629	0.04	0.04	1.03	48.66
Gombe	342951	308937	651887	NA	NA	NA	NA	NA	NA	NA
Imo	343833	339420	683253	60947	64858	125805	0.18	0.19	1.08	51.55
Jigawa	630650	620536	1251186	44093	27508	71601	0.07	0.04	0.63	38.42
Kaduna	835312	817091	1652403	131019	119961	250980	0.16	0.15	0.94	47.8
Kano	1400520	1260481	2661001	169990	152831	322821	0.12	0.12	1	47.34
Katsina	869607	841582	1711188	48747	43436	92183	0.06	0.05	0.92	47.12
Kebbi	489066	487069	976135	18614	13235	31849	0.04	0.03	0.71	41.56
Kogi	439612	431246	870859	126094	120894	246988	0.29	0.28	0.98	48.95
Kwara	293348	287878	581226	57621	54955	112576	0.2	0.19	0.97	48.82
Lagos	818596	762264	1580860	68384	66194	134578	0.08	0.09	1.04	49.19
Nasarawa	251385	246529	497914	12802	11376	24178	0.05	0.05	0.91	47.05
Niger	579012	563460	1142472	64292	59323	123615	0.11	0.11	0.95	47.99
Ogun	389455	393906	783360	92458	90288	182746	0.24	0.23	0.97	49.41
Ondo	332902	327337	660238	423585	429314	852899	1.27	1.31	1.03	50.34
Osun	314673	305360	620033	NA	NA	NA	NA	NA	NA	NA
Oyo	553800	549078	1102877	58179	64683	122862	0.11	0.12	1.12	52.65
Plateau	391569	393656	785225	59008	56219	115227	0.15	0.14	0.95	48.79
Rivers	479972	453531	933503	16639	16684	33323	0.03	0.04	1.06	50.07
Sokoto	545698	538429	1084127	NA	NA	NA	NA	NA	NA	NA
Taraba	308365	295454	603820	NA	NA	NA	NA	NA	NA	NA
Yobe	341264	316132	657396	22918	20656	43574	0.07	0.07	0.97	47.4
Zamfara	491530	490206	981736	NA	NA	NA	NA	NA	NA	NA
National	16741057	16185308	32926362	2212616	2074132	4286748	0.13	0.13	0.97	48.38

Note: NA = Not Available

Table 1.10 Gross Enrolment Rate (GER) and Gender Parity Index (GPI) for ECCDE and Pre-Primary  
2014/2015

State	Population (age 0-5)			Enrolment			Indicators			
	M	F	M+F	M	F	M+F	GER M	GER F	GPI	%F
Abia	238,891	236,339	475,229	33,595	32,946	66,541	0.14	0.14	0.99	49.51
Adamawa	412,684	403,563	816,247	NA	NA	NA	NA	NA	NA	NA
Akwa Ibom	380,176	367,853	748,029	NA	NA	NA	NA	NA	NA	NA
Anambra	355,739	345,982	701,721	88,279	88,315	176,594	0.25	0.26	1.03	50.01
Bauchi	704,689	679,284	1,383,972	39,886	36,896	76,782	0.06	0.05	0.96	48.05
Bayelsa	168,011	159,615	327,626	13,367	13,815	27,182	0.08	0.09	1.09	50.82
Benue	572,063	562,888	1,134,950	131,639	98,650	230,289	0.23	0.18	0.76	42.84
Borno	627,251	582,135	1,209,386	NA	NA	NA	NA	NA	NA	NA
Cross river	286,878	276,936	563,814	68,565	65,841	134,406	0.24	0.24	0.99	48.99
Delta	402,203	397,120	799,324	28,007	30,380	58,387	0.07	0.08	1.1	52.03
Ebonyi	234,850	245,582	480,432	30,978	32,477	63,455	0.13	0.13	1	51.18
Edo	297,714	291,420	589,134	NA	NA	NA	NA	NA	NA	NA
Ekiti	213,920	208,276	422,195	43,832	46,705	90,537	0.2	0.22	1.09	51.59
Enugu	274,369	287,388	561,757	106,204	104,782	210,986	0.39	0.36	0.94	49.66
FCT	263,044	241,480	504,524	NA	NA	NA	NA	NA	NA	NA
Gombe	351,231	316,396	667,627	24,813	23,208	48,021	0.07	0.07	1.04	48.33
Imo	352,042	347,524	699,566	64,432	68,569	133,001	0.18	0.2	1.08	51.56
Jigawa	644,342	634,008	1,278,350	37,950	33,389	71,339	0.06	0.05	0.89	46.8
Kaduna	854,503	835,863	1,690,367	107,028	102,580	209,608	0.13	0.12	0.98	48.94
Kano	1,435,711	1,292,153	2,727,864	136,733	199,342	336,075	0.1	0.15	1.62	59.31
Katsina	889,361	860,700	1,750,061	58,017	52,736	110,753	0.07	0.06	0.94	47.62
Kebbi	500,648	498,604	999,252	NA	NA	NA	NA	NA	NA	NA
Kogi	449,557	441,002	890,559	101,329	100,125	201,454	0.23	0.23	1.01	49.7
Kwara	299,828	294,238	594,066	25,623	24,574	50,197	0.09	0.08	0.98	48.96
Lagos	838,460	780,762	1,619,222	45,726	44,914	90,640	0.05	0.06	1.05	49.55
Nasarawa	257,112	252,145	509,257	32,332	30,166	62,498	0.13	0.12	0.95	48.27
Niger	593,846	577,896	1,171,741	81,811	77,189	159,000	0.14	0.13	0.97	48.55
Ogun	399,105	403,666	802,771	118,688	117,321	236,009	0.3	0.29	0.98	49.71
Ondo	340,381	334,691	675,071	426,296	431,222	857,518	1.25	1.29	1.03	50.29
Osun	322,220	312,683	634,902	30,785	31,403	62,188	0.1	0.1	1.05	50.5
Oyo	567,686	562,845	1,130,531	106,294	110,718	217,012	0.19	0.2	1.05	51.02
Plateau	400,166	402,298	802,464	42,529	40,691	83,220	0.11	0.1	0.95	48.9
Rivers	492,232	465,116	957,347	1,250,539	1,236,122	2,486,661	2.54	2.66	1.05	49.71
Sokoto	558,074	550,640	1,108,714	31,179	25,295	56,474	0.06	0.05	0.82	44.79
Taraba	315,071	301,879	616,949	32,172	30,124	62,296	0.1	0.1	0.98	48.36
Yobe	350,285	324,488	674,773	15,534	14,138	29,672	0.04	0.04	0.98	47.65
Zamfara	503,289	501,934	1,005,223	29,071	21,462	50,533	0.06	0.04	0.74	42.47
National	17,147,632	16,577,392	33,725,017	3,383,233	3,366,095	6,749,328	0.2	0.2	1.03	49.87

Note: NA = Not Available

Table 1.11 Gross Enrolment Rate (GER) and Gender Parity Index (GPI) for ECCDE and Pre-Primary  
2015/2016

State	Population (age 0-5)			Enrolment			Indicators			
	M	F	M+F	Total M	Total F	M+F	GER M	GER F	GPI	%F
Abia	245495	242872	488366	28983	27180	56163	0.12	0.11	0.95	48.39
Adamawa	424591	415207	839797	29094	27634	56728	0.07	0.07	0.97	48.71
Akwa Ibom	392992	380254	773246	74921	79104	154025	0.19	0.21	1.09	51.36
Anambra	365696	355666	721362	107107	108343	215450	0.29	0.3	1.04	50.29
Bauchi	728639	702371	1431010	58840	55142	113982	0.08	0.08	0.97	48.38
Bayelsa	172916	164275	337190	8244	8361	16605	0.05	0.05	1.07	50.35
Benue	589435	579982	1169417	38150	36051	74201	0.06	0.06	0.96	48.59
Borno	649085	602399	1251484	14412	14341	28753	0.02	0.02	1.07	49.88
Cross river	295170	284940	580110	35010	34699	69709	0.12	0.12	1.03	49.78
Delta	415191	409944	825135	49170	48816	97986	0.12	0.12	1.01	49.82
Ebonyi	241460	252495	493955	32066	32644	64710	0.13	0.13	0.97	50.45
Edo	305972	299503	605475	39036	37901	76937	0.13	0.13	0.99	49.26
Ekiti	220582	214762	435344	53122	53069	106191	0.24	0.25	1.03	49.98
Enugu	282609	296019	578628	81346	79891	161237	0.29	0.27	0.94	49.55
FCT	288249	264618	552867	14290	14070	28360	0.05	0.05	1.07	49.61
Gombe	362584	326623	689207	25026	22816	47842	0.07	0.07	1.01	47.69
Imo	363293	358631	721924	90471	89039	179510	0.25	0.25	1	49.6
Jigawa	663062	652427	1315489	34010	30479	64489	0.05	0.05	0.91	47.26
Kaduna	880779	861566	1742344	185041	180117	365158	0.21	0.21	1	49.33
Kano	1484011	1335623	2819634	157160	151956	309116	0.11	0.11	1.07	49.16
Katsina	916400	886867	1803267	51835	47667	99502	0.06	0.05	0.95	47.91
Kebbi	516519	514410	1030929	17595	15324	32919	0.03	0.03	0.87	46.55
Kogi	463168	454353	917521	15667	15904	31571	0.03	0.04	1.03	50.38
Kwara	308693	302937	611629	65643	63653	129296	0.21	0.21	0.99	49.23
Lagos	865698	806125	1671824	35378	33862	69240	0.04	0.04	1.03	48.91
Nasarawa	264951	259832	524783	18770	18242	37012	0.07	0.07	0.99	49.29
Niger	614217	597720	1211937	79384	74091	153475	0.13	0.12	0.96	48.28
Ogun	412344	417057	829401	79767	78110	157877	0.19	0.19	0.97	49.48
Ondo	350615	344754	695368	160353	164223	324576	0.46	0.48	1.04	50.6
Osun	332563	322720	655284	13346	13197	26543	0.04	0.04	1.02	49.72
Oyo	586743	581741	1168484	221098	243858	464956	0.38	0.42	1.11	52.45
Plateau	411923	414118	826040	35761	36214	71975	0.09	0.09	1.01	50.31
Rivers	509067	481023	990091	35637	35131	70768	0.07	0.07	1.04	49.64
Sokoto	575013	567354	1142367	42919	32685	75604	0.07	0.06	0.77	43.23
Taraba	324238	310663	634901	31865	29762	61627	0.1	0.1	0.97	48.29
Yobe	362685	335975	698660	12356	10589	22945	0.03	0.03	0.93	46.15
Zamfara	519407	518009	1037416	36851	25308	62159	0.07	0.05	0.69	40.71
National	17706056	17115833	34821889	2109724	2069473	4179197	0.12	0.12	1.01	49.52

Note: NA = Not Available

## CHAPTER TWO

### PRIMARY EDUCATION

#### 2.0 Introduction

The basic education programme in Nigeria is aimed at eradicating illiteracy, ignorance and poverty. It is also designed to engender accelerated national development, political consciousness and national integration. The nine-year basic education programme comprises 6 years of primary and 3 years of junior secondary education. This chapter presents statistics on primary components.

#### 2.1 Primary Education

The primary education programme offers a wide range of courses such as Basic Mathematics, Basic Sciences and Technology, Languages including English and the language of the immediate environment as well as Social Studies and others. The Universal Basic Education Commission (UBEC) is the government parastatal that coordinates the disbursement of federal allocation (2% of the Consolidated Revenue Fund) to basic education and monitors Universal Basic Education (UBE) programme implementation. The UBEC is represented at state level by State Universal Basic Education Boards (SUBEBs).

#### 2.2 Number of Primary Schools

Table 2.1 is a summary of statistics of number of primary schools by ownership (Public and Private) 2011/12 – 2015/16 and is graphically represented in figure 2.1.

Table 2.1 Total Number of Primary Schools by Ownership (Public and Private) 2011/2012-2015/2016

Academic Year	Public	Private	Total
2011/2012	60,085	31,999	92,084
2012/2013	60,064	32,187	92,251
2013/2014	60,131	26,075	86,206
2014/2015	61,721	34,565	96,286
2015/2016	62,184	34,717	96,901

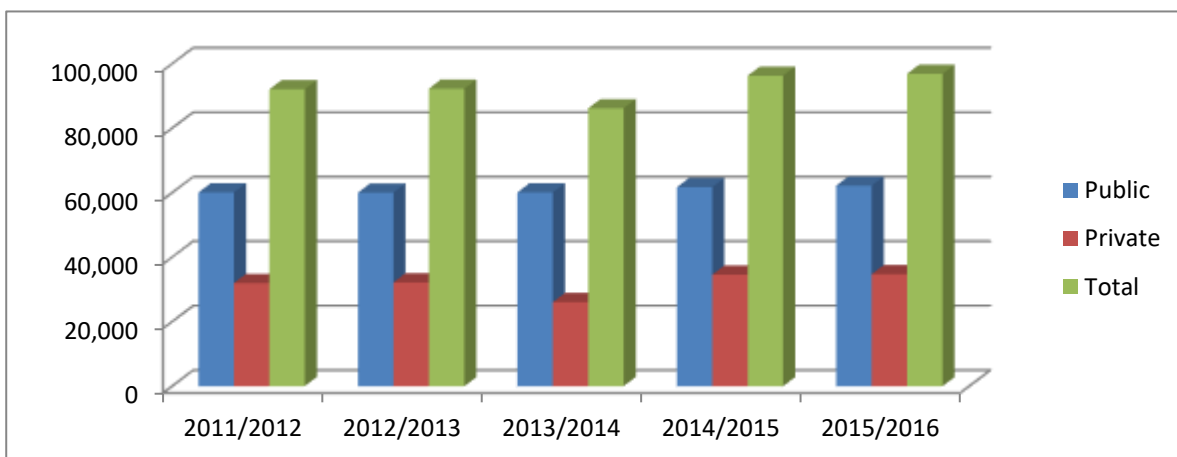


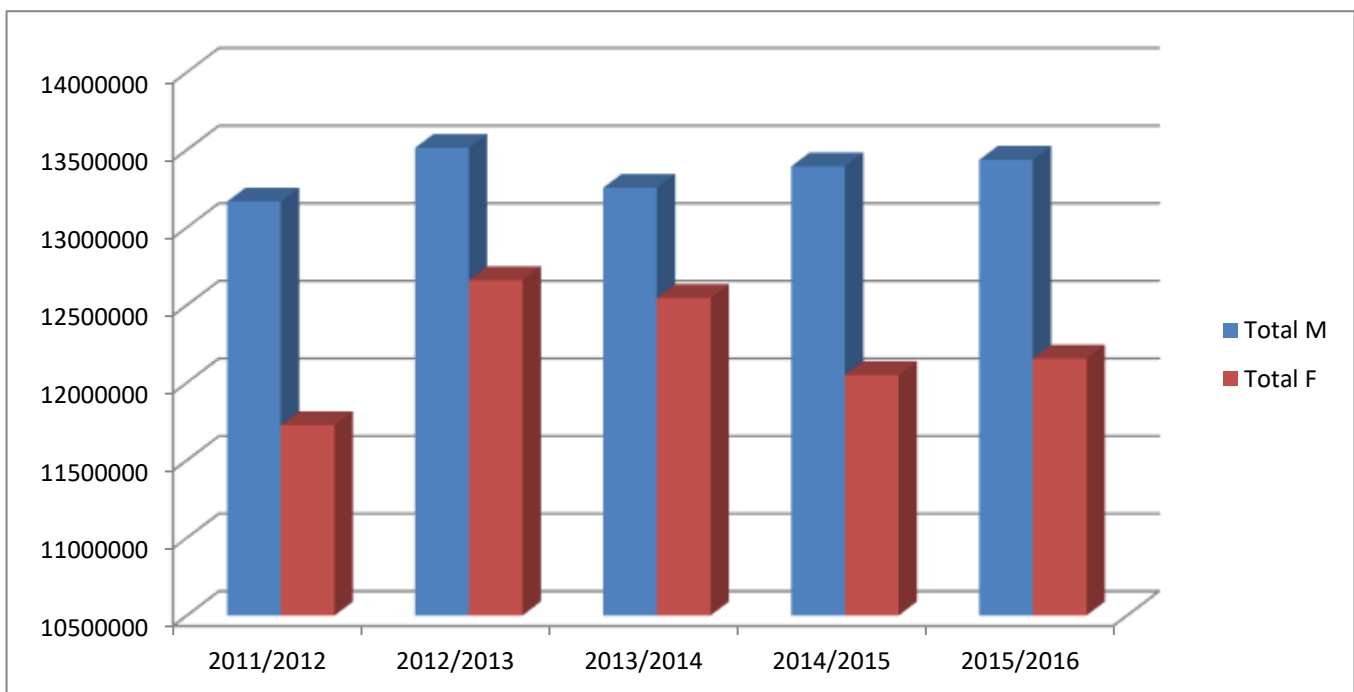
Fig. 2.1 Total Number of Primary Schools by Ownership (Public and Private) 2011/2012-2015/2016

### 2.3 Primary School Enrolment by Class and Gender: 2011/2012-2015/2016

The primary school enrolment (Public and Private) by class and gender is presented in table 2.2, while the trend in enrolment is represented in figure 2.2.

**Table 2.2 Total Primary Schools Enrolment by Class and Gender: 2011/2012-2015/2016**

Academic Year	PRY1		PRY2		PRY3		PRY4		PRY5		PRY6		Total	
	M	F	M	F	M	F	M	F	M	F	M	F	M	F
2011/2012	2581145	2280982	2383171	2128497	2288321	2032459	2130882	1895760	1975173	1752853	1808375	1635824	13167067	11726375
2012/2013	2636528	2469691	2467992	2302244	2327900	2203294	2191630	2050442	2017076	1895219	1853640	1742719	13494766	12663609
2013/2014	2536051	2265460	2410079	2158808	2301354	2656416	2163234	1963847	1988428	1784579	1856643	1716298	13255789	12545408
2014/2015	2547233	2285300	2411200	2176654	2353436	2112051	2218251	2005261	2016039	1822964	1847151	1646995	13393310	12049225
2015/2016	2743132	2460501	2434509	2204981	2338894	2135704	2177456	1990384	2003384	1813718	1738565	1549953	13435940	12155241



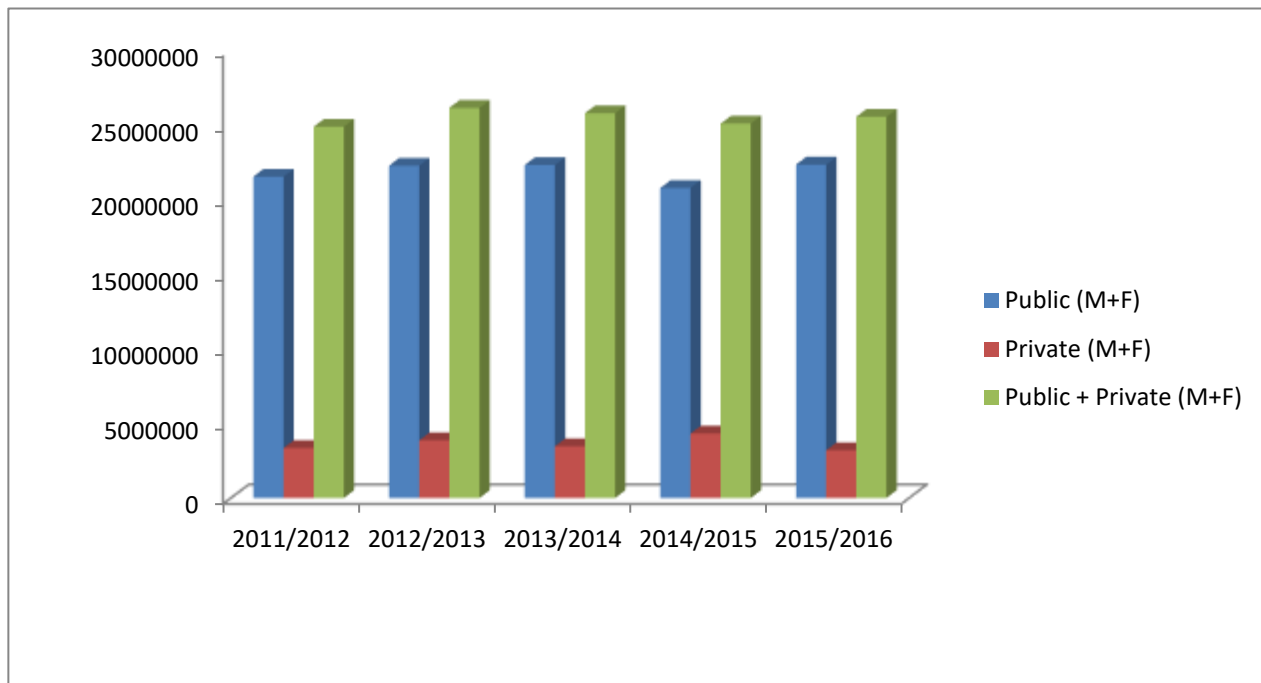
**Figure 2.2 Total Primary Schools Enrolment by Class and Gender: 2011/2012-2015/2016**

## 2.4 Primary Schools Enrolment by Ownership (Public and Private) and Gender: 2011/2012 – 2015/2016

Table 2.3 shows primary schools enrolment by ownership (Public and Private) and gender from 2011/2012 -2015/2016 and is also presented in figure 2.3.

**Table 2.3 Primary Schools Enrolment by Type (Public and Private) and Gender: 2011/2012 – 2015/2016**

Academic Year	Public			Private			Public + Private
	M	F	M+F	M	F	M+F	M+F
2011/2012	11,495,764	10,049,240	21,545,004	1,671,303	1,677,135	3,348,438	24,893,442
2012/2013	11,570,069	10,711,433	22,281,502	1,930,824	1,946,049	3,876,873	26,158,375
2013/2014	11,496,946	10,827,559	22,324,505	1,758,843	1,717,849	3,476,692	25,801,197
2014/2015	11,043,844	9,744,346	20,788,190	2,349,466	2,304,879	4,654,345	25,442,535
2015/2016	11,804,167	10,548,159	22,352,326	1,631,773	1,607,082	3,238,855	25,591,181



**Figure 2.3 Primary Schools Enrolment by Ownership (Public and Private) and Gender: 2012 -2016**

**Table 2.4 Total Primary Schools Enrolment (Public and Private) by State, Class and Gender: 2013/2014**

STATE	No of Schools	Primary 1		Primary 2		Primary 3		Primary 4		Primary 5		Primary 6		Total		M+F
		M	F	M	F	M	F	M	F	M	F	M	F	M	F	
Abia	1424	15638	16009	19704	17604	18639	18502	20640	20399	20493	19614	24173	82273	119287	174401	293688
Adamawa	1941	62488	56158	55946	52291	52238	48501	48062	44640	44429	41644	40350	35476	303513	278710	582223
Akwa Ibom	2423	86430	91802	81474	86699	80485	84894	77301	81396	73205	78181	66542	71918	465437	494890	960327
Anambra	2493	73882	75494	75783	79806	76423	79775	76078	78923	73113	76625	73407	76422	448686	467045	915731
Bauchi	2742	86243	72256	77815	66381	74143	643287	69728	59214	64430	53587	57525	45763	429884	940488	1370372
Bayelsa	691	14821	14624	12824	12796	12235	12092	11476	11091	10083	9987	6618	7386	68057	67976	136033
Benue	4410	25838	27210	60404	54370	54322	49042	52600	47332	51861	44515	126993	109688	372018	332157	704175
Borno	NA	NA	NA	NA	NA	NA	NA	NA	NA	NA	NA	NA	NA	NA	NA	NA
Cross River	1589	40207	39950	39155	38310	40407	40646	44006	43028	30012	28609	25549	25516	219336	216059	435395
Delta	2196	43797	42649	43487	43045	44177	43498	43635	42412	41713	40726	36652	35958	253461	248288	501749
Ebonyi	1630	35137	36012	31388	31929	30161	30947	29729	29904	27975	28580	25922	26665	180312	184037	364349
Edo	1489	31700	31335	31522	31485	31972	32082	31913	30826	31809	31633	27522	27421	186438	184782	371220
Ekiti	858	10533	10636	9090	9255	9407	9259	9154	9299	8787	8926	8580	8713	55551	56088	111639
Enugu	2604	31120	29888	29531	28658	30390	28514	29777	27934	28236	25814	23165	22659	172219	163467	335686
FCT	1185	18637	18151	19550	19475	20453	20466	20939	19535	18171	18052	15142	14788	112892	110467	223359
Gombe	1468	64254	49362	55471	44053	46737	38242	40333	37330	39579	33672	35777	28254	282151	230913	513064
Imo	1625	93398	85713	79372	75041	81312	73594	76652	72225	76537	69933	74555	70578	481826	447084	928910
Jigawa	2150	60155	48452	58757	45123	56848	44545	55527	42842	50887	38343	49275	33266	331449	252571	584020
Kaduna	5344	152630	131556	136642	119423	126340	111202	111554	99480	98136	84894	79290	66661	704592	613216	1317808
Kano	6478	286889	283824	265782	261738	243757	236334	201138	199727	174019	163919	141558	132698	1313143	1278240	2591383
Katsina	2332	159211	129511	156134	120432	160506	116970	154332	111930	147344	102384	137776	93673	915303	674900	1590203
Kebbi	1709	56919	33030	55691	32714	50591	29762	46887	27492	41879	24431	35461	20444	287428	167873	455301
Kogi	2528	70614	70130	67566	67477	66399	66363	65467	66238	66018	65135	62104	62908	398168	398251	796419
Kwara	2505	32086	29294	28492	27535	27375	25097	25339	23290	21044	19747	15728	15439	150064	140402	290466
Lagos	1007	26886	27116	28676	29619	32072	33299	34557	35812	37506	39852	36276	38606	195973	204304	400277
Nasarawa	1310	34208	28115	31054	26338	30213	26259	28640	24428	26481	21483	24092	18883	174688	145506	320194
Niger	3807	94628	74341	78951	61988	68147	53866	61412	47412	51883	40125	42262	31447	397283	309179	706462
Ogun	4218	51933	50545	49725	48203	48776	48046	46782	46121	42825	42573	39973	39730	280014	275218	555232
Ondo	2673	163482	162120	180325	177817	188583	198243	189848	193300	177454	179518	169461	170580	1069153	1081578	2150731
Osun	2204	53807	53112	37717	37044	34151	34212	32944	33136	28091	28348	23951	23817	210661	209669	420330
Oyo	5316	118480	125180	109901	116547	110380	116079	112208	116606	108475	113940	92121	100911	651565	689263	1340828
Plateau	3005	79451	77548	70599	71149	63336	62402	59059	58546	51553	51286	45313	44090	369311	365021	734332
Rivers	2036	31326	31560	28452	29234	29033	29533	28683	29285	26622	27107	21212	21282	165328	168001	333329
Sokoto	2075	106543	62015	92790	54338	78015	45338	64668	38460	53798	30965	43050	23150	438864	254266	693130
Taraba	2067	71877	57523	64129	51788	58612	47547	54156	43624	48452	38769	42032	32748	339258	271999	611257
Yobe	1112	77061	53634	79699	54793	74739	52055	69321	49910	62370	43000	61667	42398	424857	295790	720647
Zamfara	1562	73742	39605	66481	34310	49980	25923	38689	20720	33158	18662	25569	14089	287619	153309	440928
National	86206	2536051	2265460	2410079	2158808	2301354	2656416	2163234	1963847	1988428	1784579	1856643	1716298	13255789	12545408	25801197

Note: NA = Not Available



**Table 2.5 Enrolment in Public Primary Schools by State, Class and Gender: 2013/2014**

STATE	No of School	Primary 1		Primary 2		Primary 3		Primary 4		Primary 5		Primary 6		Total		M+F
		M	F	M	F	M	F	M	F	M	F	M	F	M	F	
Abia	867	12543	12786	16825	14569	15805	15431	17874	17504	18097	17059	23020	81144	104164	158493	262657
Adamawa	1941	62488	56158	55946	52291	52238	48501	48062	44640	44429	41644	40350	35476	303513	278710	582223
Akwa Ibom	1157	83762	89133	78847	84047	77397	81861	74572	79078	70759	75504	64362	69851	449699	479474	929173
Anambra	1045	58480	59835	61327	64707	62177	65119	62876	65548	61352	64964	62876	65991	369088	386164	755252
Bauchi	2400	75218	61380	69035	56872	67159	635732	64006	52776	60133	48790	54456	42593	390007	898143	1288150
Bayelsa	549	13752	13658	11637	11603	10880	10762	10377	9817	9068	8932	6364	7090	62078	61862	123940
Benue	1664	23076	20765	20442	18342	19204	17421	19526	17462	18102	14684	96182	85381	196532	174055	370587
Borno	NA	NA	NA	NA	NA	NA	NA	NA	NA	NA	NA	NA	NA	NA	NA	NA
Cross River	1051	15793	14704	15996	15500	16841	17896	18024	18646	16439	15271	13406	13708	96499	95725	192224
Delta	1129	31433	30533	30984	30435	31850	31185	32143	31109	30981	30236	30434	29551	187825	183049	370874
Ebonyi	1037	34107	35033	30386	30971	29263	30003	28810	28981	27162	27777	25195	25858	174923	178623	353546
Edo	1064	28467	28182	28342	28180	28806	28776	28865	27790	28431	28323	24445	24446	167356	165697	333053
Ekiti	858	10533	10636	9090	9255	9407	9259	9154	9299	8787	8926	8580	8713	55551	56088	111639
Enugu	1222	15758	15542	15544	15348	16307	15549	16066	15604	15829	14943	15696	15309	95200	92295	187495
FCT	542	15336	14941	16512	16434	17619	17635	18416	17023	16252	16155	14401	14040	98536	96228	194764
Gombe	1225	50765	40236	40929	36857	39394	32479	34228	32088	34108	28761	31116	24003	230540	194424	424964
Imo	1388	89849	81536	75768	70676	77539	69228	72856	67810	72838	65446	70632	66014	459482	420710	880192
Jigawa	1997	55775	42196	55143	41954	53684	41535	53108	40388	49136	37007	48258	32629	315104	235709	550813
Kaduna	4225	134372	114429	119343	103165	110125	95549	97021	85438	86247	73398	73197	61176	620305	533155	1153460
Kano	5732	273847	270104	253514	249364	232433	224999	191315	189694	166459	156546	137862	128785	1255430	1219492	2474922
Katsina	2215	154038	124783	150631	115961	155898	112914	150483	108329	144398	99714	136006	92216	891454	653917	1545371
Kebbi	1709	56919	33030	55691	32714	50591	29762	46887	27492	41879	24431	35461	20444	287428	167873	455301
Kogi	2082	65809	65465	63198	63061	61922	62051	61181	61980	62057	61347	59117	59890	373284	373794	747078
Kwara	1497	21231	19007	18597	17101	17824	16218	16683	15050	14512	13319	14188	13051	103035	93746	196781
Lagos	1007	26886	27116	28676	29619	32072	33299	34557	35812	37506	39852	36276	38606	195973	204304	400277
Nasarawa	1310	34208	28115	31054	26338	30213	26259	28640	24428	26481	21483	24092	18883	174688	145506	320194
Niger	2989	82003	62988	67422	51329	57997	44354	52506	39042	44954	33661	38154	27709	343036	259083	602119
Ogun	1495	37509	36472	35901	34658	35599	34896	33908	33183	31060	30619	30013	29765	203990	199593	403583
Ondo	1343	100224	99399	114271	109301	114161	113979	103572	106956	103614	104202	93415	96706	629257	630543	1259800
Osun	1302	48036	47305	32188	31647	28875	29054	28333	28501	24999	25224	23210	23125	185641	184856	370497
Oyo	2371	96430	103070	91769	98226	93167	98567	95586	100204	94225	99520	89203	99094	560380	598681	1159061
Plateau	2377	74842	73024	66224	66326	59285	58406	55555	55154	48903	48817	44211	43227	349020	344954	693974
Rivers	941	22973	23205	21247	21968	21999	22387	22253	22666	21044	21581	18922	19038	128438	130845	259283
Sokoto	1977	104210	59861	90451	52297	76065	43415	62495	36678	52100	29675	42281	22503	427602	244429	672031
Taraba	1796	67486	54134	60211	48794	54937	44737	50773	41054	45401	36462	39329	30719	318137	255900	574037
Yobe	1065	74255	50828	76995	51894	72158	49383	66969	47572	60631	41364	60939	41710	411947	282751	694698
Zamfara	1562	72459	38559	65354	33312	49016	25002	37281	19925	32521	18113	25173	13777	281804	148688	430492
National	60131	2224872	1958148	2075490	1835116	1979907	2333603	1844961	1654721	1720894	1523750	1650822	1522221	11496946	10827559	22324505

Note: NA = Not Available

Table 2.6 Enrolment in Private Primary Schools by State, Class and Gender: 2013/2014

State	No of Schools	Primary 1		Primary 2		Primary 3		Primary 4		Primary 5		Primary 6		Total		
		M	F	M	F	M	F	M	F	M	F	M	F	M	F	M+F
Abia	557	3095	3223	2879	3035	2834	3071	2766	2895	2396	2555	1153	1129	15123	15908	31031
Adamawa	NA	NA	NA	NA	NA	NA	NA	NA	NA	NA	NA	NA	NA	NA	NA	NA
Akwa Ibom	1266	2668	2669	2627	2652	3088	3033	2729	2318	2446	2677	2180	2067	15738	15416	31154
Anambra	1448	15402	15659	14456	15099	14246	14656	13202	13375	11761	11661	10531	10431	79598	80881	160479
Bauchi	342	11025	10876	8780	9509	6984	7555	5722	6438	4297	4797	3069	3170	39877	42345	82222
Bayelsa	142	1069	966	1187	1193	1355	1330	1099	1274	1015	1055	254	296	5979	6114	12093
Benue	2746	2762	6445	39962	36028	35118	31621	33074	29870	33759	29831	30811	24307	175486	158102	333588
Borno	NA	NA	NA	NA	NA	NA	NA	NA	NA	NA	NA	NA	NA	NA	NA	NA
Cross River	538	24414	25246	23159	22810	23566	22750	25982	24382	13573	13338	12143	11808	122837	120334	243171
Delta	1067	12364	12116	12503	12610	12327	12313	11492	11303	10732	10490	6218	6407	65636	65239	130875
Ebonyi	593	1030	979	1002	958	898	944	919	923	813	803	727	807	5389	5414	10803
Edo	425	3233	3153	3180	3305	3166	3306	3048	3036	3378	3310	3077	2975	19082	19085	38167
Ekiti		NA	NA	NA	NA	NA	NA	NA	NA	NA	NA	NA	NA	NA	NA	NA
Enugu	1382	15362	14346	13987	13310	14083	12965	13711	12330	12407	10871	7469	7350	77019	71172	148191
FCT	643	3301	3210	3038	3041	2834	2831	2523	2512	1919	1897	741	748	14356	14239	28595
Gombe	243	13489	9126	14542	7196	7343	5763	6105	5242	5471	4911	4661	4251	51611	36489	88100
Imo	237	3549	4177	3604	4365	3773	4366	3796	4415	3699	4487	3923	4564	22344	26374	48718
Jigawa	153	4380	6256	3614	3169	3164	3010	2419	2454	1751	1336	1017	637	16345	16862	33207
Kaduna	1119	18258	17127	17299	16258	16215	15653	14533	14042	11889	11496	6093	5485	84287	80061	164348
Kano	746	13042	13720	12268	12374	11324	11335	9823	10033	7560	7373	3696	3913	57713	58748	116461
Katsina	117	5173	4728	5503	4471	4608	4056	3849	3601	2946	2670	1770	1457	23849	20983	44832
Kebbi	NA	NA	NA	NA	NA	NA	NA	NA	NA	NA	NA	NA	NA	NA	NA	NA
Kogi	446	4805	4665	4368	4416	4477	4312	4286	4258	3961	3788	2987	3018	24884	24457	49341
Kwara	1,008	10855	10287	9895	10434	9551	8879	8656	8240	6532	6428	1540	2388	47029	46656	93685
Lagos	NA	NA	NA	NA	NA	NA	NA	NA	NA	NA	NA	NA	NA	NA	NA	NA
Nasarawa	NA	NA	NA	NA	NA	NA	NA	NA	NA	NA	NA	NA	NA	NA	NA	NA
Niger	818	12625	11353	11529	10659	10150	9512	8906	8370	6929	6464	4108	3738	54247	50096	104343
Ogun	2723	14424	14073	13824	13545	13177	13150	12874	12938	11765	11954	9960	9965	76024	75625	151649
Ondo	1330	63258	62721	66054	68516	74422	84264	86276	86344	73840	75315	76046	73874	439896	451034	890930
Osun	902	5771	5807	5529	5397	5276	5158	4611	4635	3092	3124	741	692	25020	24813	49833
Oyo	2945	22050	22110	18132	18321	17213	17512	16622	16402	14250	14420	2918	1817	91185	90582	181767
Plateau	628	4609	4524	4375	4823	4051	3996	3504	3392	2650	2469	1102	863	20291	20067	40358
Rivers	1095	8353	8355	7205	7266	7034	7146	6430	6619	5578	5526	2290	2244	36890	37156	74046
Sokoto	98	2333	2154	2339	2041	1950	1923	2173	1782	1698	1290	769	647	11262	9837	21099
Taraba	271	4391	3389	3918	2994	3675	2810	3383	2570	3051	2307	2703	2029	21121	16099	37220
Yobe	47	2806	2806	2704	2899	2581	2672	2352	2338	1739	1636	728	688	12910	13039	25949
Zamfara	94	1283	1046	1127	998	964	921	1408	795	637	549	396	312	5815	4621	10436
National	26075	311179	307312	334589	323692	321447	322813	318273	309126	267534	260828	205821	194077	1758843	1717848	3476691

Note: NA = Not Available

**Table 2.7 Total Primary Schools Enrolment (Public and Private) by State, Class and Gender: 2014/2015**

State	No of Schools	Primary 1		Primary 2		Primary 3		Primary 4		Primary 5		Primary 6		Total		
		M	F	M	F	M	F	M	F	M	F	M	F	M	F	M+F
Abia	1412	15516	15320	16512	15519	16221	15905	16503	15985	15887	15668	14667	14042	95306	92439	187745
Adamawa	262	8232	7874	6948	6906	6120	6026	5676	5258	4490	4146	2660	2720	34126	32930	67056
Akwa Ibom	1368	90753	96389	85550	91035	84511	89137	81163	85462	76868	82089	69872	75510	488717	519622	1008339
Anambra	2744	69052	70794	67508	69555	66933	68733	65360	66937	64683	66596	69369	71553	402905	414168	817073
Bauchi	2992	90164	76138	86300	72711	79177	68769	76187	64727	70951	59734	65035	53257	467814	395336	863150
Bayelsa	5818	14409	14059	11540	11419	10964	10511	10346	10070	9278	8918	6683	6472	63220	61449	124669
Benue	4105	98979	88108	88923	80914	82309	73490	77703	71575	73881	66456	108791	97276	530586	477819	1008405
Borno	NA	NA	NA	NA	NA	NA	NA	NA	NA	NA	NA	NA	NA	NA	NA	NA
Cross River	1589	40207	39950	39155	38310	40407	40646	44006	43028	30012	28609	25549	25516	219336	216059	435395
Delta	2178	41521	41009	40861	40986	42507	41256	40902	40752	39783	39347	34831	35325	240405	238675	479080
Ebonyi	1370	35426	36292	33140	34031	32807	33032	31184	32174	30548	31579	28617	29830	191722	196938	388660
Edo	1489	32755	31426	30729	30184	31960	31009	31638	30677	30293	29512	29737	29152	187112	181960	369072
Ekiti	1239	14067	14197	12752	12774	12120	12287	11814	11683	10888	11078	9530	9673	71171	71692	142863
Enugu	2549	28677	28260	28316	27985	28409	27734	27198	26532	25540	24883	22395	21411	160535	156805	317340
FCT	1225	19889	19369	20774	20698	21662	21674	22097	20649	19120	18992	15752	15389	119294	116771	236065
Gombe	1659	46946	37661	45602	37805	42381	34583	38306	31466	34771	28568	30949	25854	238955	195937	434892
Imo	1679	98211	90150	83352	78960	85565	77572	80659	75884	80405	73454	78294	74233	506486	470253	976739
Jigawa	2158	57385	43381	58653	45859	57031	45345	55423	43103	52071	40453	48808	35907	329371	254048	583419
Kaduna	5181	141345	123271	136662	120044	125112	110982	112598	99456	99524	88381	82851	70491	698092	612625	1310717
Kano	6639	282606	279783	269815	268893	249683	248782	218811	214750	183560	178304	154025	144583	1358500	1335095	2693595
Katsina	2461	160014	129693	155914	120828	160960	117185	155169	112284	147851	102676	137940	93728	917848	676394	1594242
Kebbi	1767	58299	34351	56226	33573	53100	31093	50468	28697	44433	26173	39170	23208	301696	177095	478791
Kogi	2490	78195	77663	74834	74724	73525	73497	72502	73358	73132	72164	68837	69730	441025	441136	882161
Kwara	2627	31818	29454	29761	27203	27781	26301	26325	24332	23173	21386	15946	14492	154804	143168	297972
Lagos	10953	84834	85193	84846	86549	85351	87233	83501	85599	79856	82461	60635	62191	479023	489226	968249
Nasarawa	1753	38283	32611	35431	30529	33099	28954	31340	26806	28030	24285	24285	20130	190468	163315	353783
Niger	3071	87192	71510	75854	59571	67675	52648	59296	46288	52408	40334	43128	32817	385553	303168	688721
Ogun	4285	58795	57449	55325	54766	54718	54326	53104	53680	50666	51320	47477	48073	320085	319614	639699
Ondo	2081	119283	120679	124904	123483	152833	150801	161406	162362	136843	143823	143360	137581	838629	838729	1677358
Osun	2204	51365	50854	37828	37291	35674	35713	33263	33529	28630	29075	23946	23863	210706	210325	421031
Oyo	5406	124769	126718	128328	131945	132314	128405	122741	125695	124865	124912	109645	109287	742662	746962	1489624
Plateau	2957	65186	65755	55603	56303	51345	50793	50306	49653	41189	41413	34303	32842	297932	296759	594691
Rivers	2036	30791	29500	29185	28403	29390	28583	29046	28472	27091	26169	22129	20927	167632	162054	329686
Sokoto	2086	100629	60998	89690	56473	82986	51710	68525	42429	55311	34308	45091	26281	442232	272199	714431
Taraba	2242	71630	57687	61100	51686	58886	48480	52804	44394	46641	39264	39931	32620	330992	274131	605123
Yobe	1144	88891	62258	82214	59420	75544	55296	73579	51694	66647	45655	61907	43403	448782	317726	766508
Zamfara	1658	71119	39496	71065	39319	62376	33560	47302	25821	36720	20779	31006	17628	319588	176603	496191
<b>National</b>	<b>98877</b>	<b>2547233</b>	<b>2285300</b>	<b>2411200</b>	<b>2176654</b>	<b>2353436</b>	<b>2112051</b>	<b>2218251</b>	<b>2005261</b>	<b>2016039</b>	<b>1822964</b>	<b>1847151</b>	<b>1646995</b>	<b>13393310</b>	<b>12049225</b>	<b>25442535</b>

Note: NA = Not Available

**Table 2.8 Enrolment in Public Primary Schools by State, Class and Gender: 2014/2015**

State	No of Schools	Primary 1		Primary 2		Primary 3		Primary 4		Primary 5		Primary 6		Total		
		M	F	M	F	M	F	M	F	M	F	M	F	M	F	M+F
Abia	855	12964	12745	13301	13034	13756	13391	14093	13582	13692	13460	13386	12828	81192	79040	160232
Adamawa	NA	4116	3937	3474	3453	3060	3013	2838	2629	2245	2073	1330	1360	17063	16465	33528
Akwa Ibom	1157	87952	93589	82790	88251	81268	85952	78300	83029	74297	79280	67580	73343	472187	503444	975631
Anambra	1045	53625	55110	53027	54431	52662	54052	52133	53537	52897	54910	58808	61097	323152	333137	656289
Bauchi	2552	77303	62929	75803	61772	70129	58620	69258	57245	65546	53650	60224	48879	418263	343095	761358
Bayelsa	5609	11471	11003	9809	9612	9351	8808	8813	8494	8012	7738	6252	6115	53708	51770	105478
Benue	2722	31405	27956	28214	25673	26116	23318	24655	22710	23442	21086	34518	30864	168350	151607	319957
Borno	NA	NA	NA	NA	NA	NA	NA	NA	NA	NA	NA	NA	NA	NA	NA	NA
Cross River	1051	15793	14704	15996	15500	16841	17896	18024	18646	16439	15271	13406	13708	96499	95725	192224
Delta	1110	26757	26493	27158	27176	28980	27743	29410	28249	27871	27657	27413	27718	167589	165036	332625
Ebonyi	1066	34276	35058	31936	32762	31652	31801	30073	30971	29403	30501	27556	28902	184896	189995	374891
Edo	1064	29522	28273	27549	26879	28794	27703	28590	27641	26915	26202	26660	26177	168030	162875	330905
Ekiti	879	10914	10948	9799	9815	9448	9555	9469	9239	8925	8951	8666	8846	57221	57354	114575
Enugu	1224	14941	14493	14918	14419	15486	14863	15334	14503	15062	14315	14896	13955	90637	86548	177185
FCT	582	15796	15389	17007	16927	18148	18164	18968	17534	16740	16640	14833	14461	101492	99115	200607
Gombe	1318	41302	32497	40096	32650	37490	30116	34347	27655	31305	25486	28633	23741	213173	172145	385318
Imo	1388	94809	86153	79895	74783	81945	73384	77013	71650	76856	69159	74535	69857	485053	444986	930039
Jigawa	2,012	54124	40090	55562	42756	54327	42592	53073	40832	50299	38768	47904	35068	315289	240106	555395
Kaduna	4225	127635	109993	123135	106889	112113	98546	100619	88110	89739	79066	78046	66148	631287	548752	1180039
Kano	5833	268948	265889	257149	256172	237374	236768	208242	204322	175376	169772	149002	139518	1296091	1272441	2568532
Katsina	2215	154038	124783	150631	115961	155898	112914	150483	108329	144398	99714	136006	92216	891454	653917	1545371
Kebbi	1767	58299	34351	56226	33573	53100	31093	50468	28697	44433	26173	39170	23208	301696	177095	478791
Kogi	2082	73120	72739	70224	70064	68800	68947	67978	68866	68952	68164	65685	66545	414759	415325	830084
Kwara	1528	20167	18197	18921	17022	18067	16778	17132	15726	15824	14357	14518	13159	104629	95239	199868
Lagos	1,014	25337	25710	28289	29614	32304	33143	34853	36256	39254	41053	39359	41506	199396	207282	406678
Nasarawa	1334	33336	27853	30771	25723	28720	24561	27599	23125	25137	21288	22910	18834	168473	141384	309857
Niger	2969	80031	65235	69030	53818	61478	47049	54615	42062	48399	36494	40748	30701	354301	275359	629660
Ogun	1562	38891	37595	36719	36271	36735	36211	35636	35742	33823	33868	33418	33495	215222	213182	428404
Ondo	751	48810	51464	48333	48446	65657	62050	67551	68294	58781	59565	59018	58069	348150	347888	696038
Osun	1302	45580	45025	32285	31878	30385	30542	28639	28876	25529	25943	23205	23170	185623	185434	371057
Oyo	2385	101658	103487	109115	112644	114102	109890	105528	108183	109553	109462	106224	105666	646180	649332	1295512
Plateau	2337	60348	60998	50945	51458	47086	46554	46639	46088	38396	38818	33119	31910	276533	275826	552359
Rivers	941	22438	21145	21980	21137	22356	21437	22616	21853	21513	20643	19839	18683	130742	124898	255640
Sokoto	1978	97738	58553	87119	54216	80550	49333	66193	40461	53362	32563	43699	25150	428661	260276	688937
Taraba	1826	63039	49804	53611	44801	51773	42096	46694	38925	41749	35091	37152	30355	294018	241072	535090
Yobe	1065	84988	57870	78966	55143	72649	51629	71244	48878	64920	43688	60785	42161	433552	299369	732921
Zamfara	1564	68776	37489	68924	37460	60460	31918	45534	24414	35444	19643	30145	16908	309283	167832	477115
National	64312	2090247	1839547	1978707	1752183	1929060	1692430	1812654	1605353	1674528	1480512	1558648	1374321	11043844	9744346	20788190

Note: NA = Not Available

**Table 2.9 Enrolment in Private Primary Schools by State, Class and Gender: 2014/2015**

State	No of Schools	Primary 1		Primary 2		Primary 3		Primary 4		Primary 5		Primary 6		Total		
		M	F	M	F	M	F	M	F	M	F	M	F	M	F	M+F
Abia	557	2552	2575	3211	2485	2465	2514	2410	2403	2195	2208	1281	1214	14114	13399	27513
Adamawa	262	4116	3937	3474	3453	3060	3013	2838	2629	2245	2073	1330	1360	17063	16465	33528
Akwa Ibom	211	2801	2800	2760	2784	3243	3185	2863	2433	2571	2809	2292	2167	16530	16178	32708
Anambra	1699	15427	15684	14481	15124	14271	14681	13227	13400	11786	11686	10561	10456	79753	81031	160784
Bauchi	440	12861	13209	10497	10939	9048	10149	6929	7482	5405	6084	4811	4378	49551	52241	101792
Bayelsa	209	2938	3056	1731	1807	1613	1703	1533	1576	1266	1180	431	357	9512	9679	19191
Benue	1383	67574	60152	60709	55241	56193	50172	53048	48865	50439	45370	74273	66412	362236	326212	688448
Borno	NA	NA	NA	NA	NA	NA	NA	NA	NA	NA	NA	NA	NA	NA	NA	NA
Cross River	538	24414	25246	23159	22810	23566	22750	25982	24382	13573	13338	12143	11808	122837	120334	243171
Delta	1068	14764	14516	13703	13810	13527	13513	11492	12503	11912	11690	7418	7607	72816	73639	146455
Ebonyi	304	1150	1234	1204	1269	1155	1231	1111	1203	1145	1078	1061	928	6826	6943	13769
Edo	425	3233	3153	3180	3305	3166	3306	3048	3036	3378	3310	3077	2975	19082	19085	38167
Ekiti	360	3153	3249	2953	2959	2672	2732	2345	2444	1963	2127	864	827	13950	14338	28288
Enugu	1325	13736	13767	13398	13566	12923	12871	11864	12029	10478	10568	7499	7456	69898	70257	140155
FCT	643	4093	3980	3767	3771	3514	3510	3129	3115	2380	2352	919	928	17802	17656	35458
Gombe	341	5644	5164	5506	5155	4891	4467	3959	3811	3466	3082	2316	2113	25782	23792	49574
Imo	291	3402	3997	3457	4177	3620	4188	3646	4234	3549	4295	3759	4376	21433	25267	46700
Jigawa	146	3261	3291	3091	3103	2704	2753	2350	2271	1772	1685	904	839	14082	13942	28024
Kaduna	956	13710	13278	13527	13155	12999	12436	11979	11346	9785	9315	4805	4343	66805	63873	130678
Kano	806	13658	13894	12666	12721	12309	12014	10569	10428	8184	8532	5023	5065	62409	62654	125063
Katsina	246	5976	4910	5283	4867	5062	4271	4686	3955	3453	2962	1934	1512	26394	22477	48871
Kebbi	NA	NA	NA	NA	NA	NA	NA	NA	NA	NA	NA	NA	NA	NA	NA	NA
Kogi	408	5075	4924	4610	4660	4725	4550	4524	4492	4180	4000	3152	3185	26266	25811	52077
Kwara	1099	11651	11257	10840	10181	9714	9523	9193	8606	7349	7029	1428	1333	50175	47929	98104
Lagos	9939	59497	59483	56557	56935	53047	54090	48648	49343	40602	41408	21276	20685	279627	281944	561571
Nasarawa	419	4947	4758	4660	4806	4379	4393	3741	3681	2893	2997	1375	1296	21995	21931	43926
Niger	102	7161	6275	6824	5753	6197	5599	4681	4226	4009	3840	2380	2116	31252	27809	59061
Ogun	2723	19904	19854	18606	18495	17983	18115	17468	17938	16843	17452	14059	14578	104863	106432	211295
Ondo	1330	70473	69215	76571	75037	87176	88751	93855	94068	78062	84258	84342	79512	490479	490841	981320
Osun	902	5785	5829	5543	5413	5289	5171	4624	4653	3101	3132	741	693	25083	24891	49974
Oyo	3021	23111	23231	19213	19301	18212	18515	17213	17512	15312	15450	3421	3621	96482	97630	194112
Plateau	620	4838	4757	4658	4845	4259	4239	3667	3565	2793	2595	1184	932	21399	20933	42332
Rivers	1095	8353	8355	7205	7266	7034	7146	6430	6619	5578	5526	2290	2244	36890	37156	74046
Sokoto	108	2891	2445	2571	2257	2436	2377	2332	1968	1949	1745	1392	1131	13571	11923	25494
Taraba	416	8591	7883	7489	6885	7113	6384	6110	5469	4892	4173	2779	2265	36974	33059	70033
Yobe	79	3903	4388	3248	4277	2895	3667	2335	2816	1727	1967	1122	1242	15230	18357	33587
Zamfara	94	2343	2007	2141	1859	1916	1642	1768	1407	1276	1136	861	720	10305	8771	19076
National	35660	465339	454108	439698	431737	431410	426767	412027	406527	347089	347978	290793	274918	2349466	2304879	4654345

Note: NA = Not Available

**Table 2.10 Enrolment in Public and Private Primary Schools by State, Class and Gender: 2015/2016**

State	No. of Schools	Primary 1		Primary 2		Primary 3		Primary 4		Primary 5		Primary 6		Total		
		M	F	M	F	M	F	M	F	M	F	M	F	M	F	M+F
Abia	1425	13288	13072	12494	12306	13222	12706	14640	13907	13948	13298	13235	13304	80827	78593	159420
Adamawa	2049	51755	44534	48499	44873	46941	44517	46305	41894	42033	38551	36387	33615	271920	247984	519904
Akwa Ibom	1471	78684	82857	74506	77775	72795	75019	70309	74207	66361	70081	61619	63936	424274	443875	868149
Anambra	3003	70102	73124	74173	77052	73308	75713	71508	73518	69558	73128	69275	73645	427924	446180	874104
Bauchi	3368	98834	83991	90546	77492	88218	75375	78841	68675	73699	62902	65189	53505	495327	421940	917267
Bayelsa	684	11527	12144	10666	10438	10262	7406	9775	9427	8385	8652	6829	6263	57444	54330	111774
Benue	3505	69328	62383	55855	52005	49268	45993	43356	38296	37106	31705	29036	23212	283949	253594	537543
Borno	1468	54590	47361	51693	45979	48748	42718	51081	41506	43132	37891	41367	33596	290611	249051	539662
C/River	1394	19269	18566	17775	17602	17974	17755	17808	17137	15930	14962	11962	10836	100718	96858	197576
Delta	1890	32102	31260	32186	32044	34266	33222	33893	33721	31841	34024	29919	27039	194207	191310	385517
Ebonyi	1371	32836	32191	28746	29099	29015	29773	28753	28737	27473	27723	26161	26899	172984	174422	347406
Edo	1495	30762	29440	25096	24946	26559	25696	25493	25560	24922	24406	23025	22259	155857	152307	308164
Ekiti	1247	9889	15366	14725	13694	14002	13472	13356	13330	13563	12062	12292	9042	77827	76966	154793
Enugu	2767	30226	29521	28067	27675	28429	27737	27703	26921	25622	24780	23221	22319	163268	158953	322221
FCT	676	38442	38462	45759	44101	45447	45029	42642	44812	39583	42117	32341	30563	244214	245084	489298
Gombe	1751	52370	42512	45587	37394	43925	36105	39386	33211	36024	30042	32253	26762	249545	206026	455571
Imo	1411	82640	83391	82310	77585	81530	78627	80942	77811	79326	74132	82692	76341	489440	467887	957327
Jigawa	2233	66222	52326	67672	51092	61801	50412	59394	47670	55838	44220	51875	39625	362802	285345	648147
Kaduna	5209	260305	236947	148169	133620	132301	118405	108108	96783	90484	79911	71267	60395	810634	726061	1536695
Kano	7070	301530	287226	275360	273760	257095	258621	229651	227824	195456	192288	161690	158892	1420782	1398611	2819393
Katsina	2579	162608	133035	149791	119958	148179	123910	137801	108573	131016	101721	120648	92390	850043	679587	1529630
Kebbi	1630	63430	40134	56194	37034	53721	34785	48411	31549	44903	27698	37103	22590	303762	193790	497552
Kogi	1989	57806	51181	46438	49413	45961	48279	44167	43460	41874	40356	36351	34888	272597	267577	540174
Kwara	2626	31987	29188	29171	26920	28764	26394	26670	24473	23538	21795	16222	14290	156352	143060	299412
Lagos	10953	85100	85356	86135	87069	86568	89111	85090	86904	82289	85121	61742	62921	486924	496482	983406
Nasarawa	1677	77780	64713	72281	64851	72192	66450	67696	63316	61491	55421	55578	44683	407018	359434	766452
Niger	4429	102863	80558	85039	67378	75267	58983	66544	52705	58160	45445	44341	34454	432214	339523	771737
Ogun	4176	93686	90149	82976	78793	84296	83022	84245	84343	80289	79447	76506	72465	501998	488219	990217
Ondo	1702	79363	75558	70971	70834	71486	70262	68201	69790	83934	65985	61442	58630	435397	411059	846456
Osun	1790	37320	36449	29401	28858	28914	29019	27898	28355	24660	24385	21269	21075	169462	168141	337603
Oyo	5769	141990	155687	138824	149721	135572	143661	132361	141801	126865	139550	120393	127932	796005	858352	1654357
Plateau	2551	59625	58436	53161	52442	50635	49964	47689	46057	40868	40336	33260	31177	285238	278412	563650
Rivers	2003	22121	22399	20040	20141	20946	21318	21953	21327	19888	19387	16196	14840	121144	119412	240556
Sokoto	2146	104213	68347	86691	55627	78741	48930	61905	37796	48191	29767	35108	21577	414849	262044	676893
Taraba	2570	65739	54761	56272	45984	52053	43041	46943	39033	40689	33443	33539	26860	295235	243122	538357
Yobe	1115	82197	59335	74734	53157	68626	50612	67039	48176	65757	44942	55468	39460	413821	295682	709503
Zamfara	1709	70603	38541	66506	36269	61867	33662	49899	27779	38688	22044	31764	17673	319327	175968	495295
National	96901	2743132	2460501	2434509	2204981	2338894	2135704	2177456	1990384	2003384	1813718	1738565	1549953	13435940	12155241	25591181

Note: NA = Not Available

**Table 2.11 Enrolment in Public Primary Schools by State, Class and Gender: 2015/2016**

State	No. of Schools	Primary 1		Primary 2		Primary 3		Primary 4		Primary 5		Primary 6		Total		
		M	F	M	F	M	F	M	F	M	F	M	F	M	F	M+F
Abia	868	9429	9115	8789	8604	9867	9134	11159	10219	10602	10113	10750	10763	60596	57948	118544
Adamawa	1768	47673	40731	44897	41350	43575	41168	43354	39162	39565	36451	34949	32391	254013	231253	485266
Akwa Ibom	1108	74015	77954	70302	73477	68995	70969	66671	70476	63070	66812	59480	61991	402533	421679	824212
Anambra	1045	54659	57424	59675	61911	59020	61015	58264	60102	57755	61426	58698	63173	348071	365051	713122
Bauchi	2636	82488	67909	76445	62988	75093	62040	68082	57641	65574	54764	59911	48608	427593	353950	781543
Bayelsa	519	10205	10824	9458	9099	9066	6100	8637	8301	7562	7712	6593	6057	51521	48093	99614
Benue	2677	54825	48708	41685	38101	35730	32634	30531	26267	26150	21575	21105	16398	210026	183683	393709
Borno	1385	52863	45783	50086	44616	47212	41318	49775	40286	41986	36846	40607	32902	282529	241751	524280
C/River	1004	14513	13542	13765	13478	14274	14024	14789	14150	14112	13297	11459	10432	82912	78923	161835
Delta	1024	23139	22440	23321	23131	25949	24953	26310	25655	25233	27159	26073	23106	150025	146444	296469
Ebonyi	1067	28471	27682	25651	25861	26229	26712	26212	26104	25121	25181	24157	24768	155841	156308	312149
Edo	999	24444	22977	19281	19089	20687	19792	20012	19994	20192	19457	20464	19656	125080	120965	246045
Ekiti	887	7912	7719	7198	7026	7503	7336	7487	7184	7247	6939	7238	7029	44585	43233	87818
Enugu	1226	15198	14489	14228	13670	14886	14131	15163	14275	14778	13869	15277	14363	89530	84797	174327
FCT	448	36663	36707	44112	42465	43932	43512	41280	43448	38546	41140	31942	30186	236475	237458	473933
Gombe	1341	46835	37571	40633	32836	39375	31780	35248	29398	32671	26937	29929	24744	224691	183266	407957
Imo	1268	80966	81658	81002	76159	80284	77230	79636	76412	78232	72988	81988	75697	482108	460144	942252
Jigawa	2076	62765	48951	64413	47961	58894	47536	56971	45250	54126	42478	51008	38701	348177	270877	619054
Kaduna	4284	247490	224711	136506	122367	120807	107349	97539	86735	81338	71311	67678	57125	751358	669598	1420956
Kano	6217	290128	276214	265489	263864	247876	249659	221496	219878	188833	185809	158266	155331	1372088	1350755	2722843
Katsina	2231	156036	127188	144251	114991	142960	119380	132977	104409	127445	98637	118427	90554	822096	655159	1477255
Kebbi	1506	53157	30860	46673	28422	44850	26793	40759	24904	39089	22696	33865	19943	258393	153618	412011
Kogi	1543	52467	45999	41586	44509	40988	43490	39405	38732	37475	36146	33033	31535	244954	240411	485365
Kwara	1536	20506	18425	18624	16851	18859	16870	17700	15681	16097	14544	14864	12935	106650	95306	201956
Lagos	1014	25603	25873	29578	30134	33521	35021	36442	37561	41687	43713	40466	42236	207297	214538	421835
Nasarawa	1302	74489	61643	69307	61876	69440	63725	65073	60789	59475	53347	54587	43711	392371	345091	737462
Niger	3114	84916	64935	69181	53292	60622	45787	53586	41120	47516	35793	38908	30037	354729	270964	625693
Ogun	1541	61985	57999	53355	50182	56269	53895	56240	55165	53432	50662	52569	47769	333850	315672	649522
Ondo	1200	74924	70974	67115	66764	67549	66556	64574	66240	80923	63064	59606	56911	414691	390509	805200
Osun	1338	34723	33923	27042	26516	26809	26686	25873	26322	23258	22999	20723	20679	158428	157125	315553
Oyo	2421	117830	131457	117642	128165	115194	122825	113577	123180	110733	122977	115926	123472	690902	752076	1442978
Plateau	2205	54914	53713	48831	48272	46735	45893	44171	42393	37878	37408	32452	30477	264981	258156	523137
Rivers	908	13768	14044	12835	12875	13912	14172	15523	14708	14310	13861	13906	12596	84254	82256	166510
Sokoto	2011	101218	65786	83929	53180	76150	46713	59614	35854	46409	28236	34337	21005	401657	250774	652431
Taraba	1862	57148	46878	48783	39099	44940	36657	40833	33564	35797	29270	30760	24595	258261	210063	468324
Yobe	1019	79339	56459	72152	50439	66326	48108	64801	45853	63992	43220	54143	37949	400753	282028	682781
Zamfara	1586	68268	36647	64637	34608	60146	32180	48352	26527	37554	21009	31191	17266	310148	168237	478385
National	<b>62184</b>	<b>2836115</b>	<b>2508497</b>	<b>2477418</b>	<b>2224728</b>	<b>2358725</b>	<b>2134885</b>	<b>2206366</b>	<b>2004621</b>	<b>2079882</b>	<b>1811757</b>	<b>1813664</b>	<b>1593582</b>	<b>11804167</b>	<b>10548159</b>	<b>22352326</b>

**Table 2.12 Enrolment in Private Primary Schools by State, Class and Gender: 2015/2016**

State	No. of Schools	Primary 1		Primary 2		Primary 3		Primary 4		Primary 5		Primary 6		Total		
		M	F	M	F	M	F	M	F	M	F	M	F	M	F	M+F
Abia	557	3859	3957	3705	3702	3355	3572	3481	3688	3346	3185	2485	2541	20231	20645	40876
Adamawa	281	4082	3803	3602	3523	3366	3349	2951	2732	2468	2100	1438	1224	17907	16731	34638
Akwa Ibom	363	4669	4903	4204	4298	3800	4050	3638	3731	3291	3269	2139	1945	21741	22196	43937
Anambra	1958	15443	15700	14498	15141	14288	14698	13244	13416	11803	11702	10577	10472	79853	81129	160982
Bauchi	732	16346	16082	14101	14504	13125	13335	10759	11034	8125	8138	5278	4897	67734	67990	135724
Bayelsa	165	1322	1320	1208	1339	1196	1306	1138	1126	823	940	236	206	5923	6237	12160
Benue	828	14503	13675	14170	13904	13538	13359	12825	12029	10956	10130	7931	6814	73923	69911	143834
Borno	83	1727	1578	1607	1363	1536	1400	1306	1220	1146	1045	760	694	8082	7300	15382
C/River	390	4756	5024	4010	4124	3700	3731	3019	2987	1818	1665	503	404	17806	17935	35741
Delta	866	8963	8820	8865	8913	8317	8269	7583	8066	6608	6865	3846	3933	44182	44866	89048
Ebonyi	304	4365	4509	3095	3238	2786	3061	2541	2633	2352	2542	2004	2131	17143	18114	35257
Edo	496	6318	6463	5815	5857	5872	5904	5481	5566	4730	4949	2561	2603	30777	31342	62119
Ekiti	360	1977	7647	7527	6668	6499	6136	5869	6146	6316	5123	5054	2013	33242	33733	66975
Enugu	1541	15028	15032	13839	14005	13543	13606	12540	12646	10844	10911	7944	7956	73738	74156	147894
FCT	228	1779	1755	1647	1636	1515	1517	1362	1364	1037	977	399	377	7739	7626	15365
Gombe	410	5535	4941	4954	4558	4550	4325	4138	3813	3353	3105	2324	2018	24854	22760	47614
Imo	143	1674	1733	1308	1426	1246	1397	1306	1399	1094	1144	704	644	7332	7743	15075
Jigawa	157	3457	3375	3259	3131	2907	2876	2423	2420	1712	1742	867	924	14625	14468	29093
Kaduna	925	12815	12236	11663	11253	11494	11056	10569	10048	9146	8600	3589	3270	59276	56463	115739
Kano	853	11402	11012	9871	9896	9219	8962	8155	7946	6623	6479	3424	3561	48694	47856	96550
Katsina	348	6572	5847	5540	4967	5219	4530	4824	4164	3571	3084	2221	1836	27947	24428	52375
Kebbi	124	10273	9274	9521	8612	8871	7992	7652	6645	5814	5002	3238	2647	45369	40172	85541
Kogi	446	5339	5182	4852	4904	4973	4789	4762	4728	4399	4210	3318	3353	27643	27166	54809
Kwara	1090	11481	10763	10547	10069	9905	9524	8970	8792	7441	7251	1358	1355	49702	47754	97456
Lagos	9939	59497	59483	56557	56935	53047	54090	48648	49343	40602	41408	21276	20685	279627	281944	561571
Nasarawa	375	3291	3070	2974	2975	2752	2725	2623	2527	2016	2074	991	972	14647	14343	28990
Niger	1315	17947	15623	15858	14086	14645	13196	12958	11585	10644	9652	5433	4417	77485	68559	146044
Ogun	2635	31701	32150	29621	28611	28027	29127	28005	29178	26857	28785	23937	24696	168148	172547	340695
Ondo	502	4439	4584	3856	4070	3937	3706	3627	3550	3011	2921	1836	1719	20706	20550	41256
Osun	452	2597	2526	2359	2342	2105	2333	2025	2033	1402	1386	546	396	11034	11016	22050
Oyo	3348	24160	24230	21182	21556	20378	20836	18784	18621	16132	16573	4467	4460	105103	106276	211379
Plateau	346	4711	4723	4330	4170	3900	4071	3518	3664	2990	2928	808	700	20257	20256	40513
Rivers	1095	8353	8355	7205	7266	7034	7146	6430	6619	5578	5526	2290	2244	36890	37156	74046
Sokoto	135	2995	2561	2762	2447	2591	2217	2291	1942	1782	1531	771	572	13192	11270	24462
Taraba	708	8591	7883	7489	6885	7113	6384	6110	5469	4892	4173	2779	2265	36974	33059	70033
Yobe	96	2858	2876	2582	2718	2300	2504	2238	2323	1765	1722	1325	1511	13068	13654	26722
Zamfara	123	2335	1894	1869	1661	1721	1482	1547	1252	1134	1035	573	407	9179	7731	16910
<b>National</b>	<b>34717</b>	<b>347160</b>	<b>344589</b>	<b>322052</b>	<b>316753</b>	<b>304370</b>	<b>302561</b>	<b>279340</b>	<b>276445</b>	<b>237621</b>	<b>233872</b>	<b>141230</b>	<b>132862</b>	<b>1631773</b>	<b>1607082</b>	<b>3238855</b>



## 2.5: Gross Enrolment Rate in Primary Schools by State and Gender

Tables 2.13–2.15 present Gross Enrolment Rate (GER), Gender Parity Index (GPI) and percentage of females enrolled in primary schools by State and gender for 2013/2014 - 2015/2016

**Table 2.13 Gross Enrolment Rate in Primary Schools by State and Gender: 2013/2014**

State	Enrolment			Population (6-11)			Gross Enrolment Rate			Gender Parity Index (GPI) GER	% of Female
	M	F	M+F	m	f	m+f	(M/m)	(F/f)	{(M+F)/(m+f)}		
Abia	119287	174401	293688	257543	254792	512335	46.32	68.45	57.32	1.48	59
Adamawa	303513	278710	582223	189932	185734	375666	159.80	150.06	154.98	0.94	48
Akwa Ibom	465437	494890	960327	387234	374682	761916	120.20	132.08	126.04	1.10	52
Anambra	448686	467045	915731	383707	373183	756890	116.93	125.15	120.99	1.07	51
Bauchi	429884	940488	1370372	545414	525751	1071164	78.82	178.88	127.93	2.27	69
Bayelsa	68057	67976	136033	167084	158735	325819	40.73	42.82	41.75	1.05	50
Benue	372018	332157	704175	467402	459906	927308	79.59	72.22	75.94	0.91	47
Borno	NA	NA	NA	481201	446590	927792	NA	NA	NA	NA	NA
Cross River	219336	216059	435395	280039	270334	550373	78.32	79.92	79.11	1.02	50
Delta	253461	248288	501749	395919	390915	786834	64.02	63.51	63.77	0.99	49
Ebonyi	180312	184037	364349	214358	224154	438512	84.12	82.10	83.09	0.98	51
Edo	186438	184782	371220	292827	286636	579463	63.67	64.47	64.06	1.01	50
Ekiti	55551	56088	111639	237360	231097	468457	23.40	24.27	23.83	1.04	50
Enugu	172219	163467	335686	292734	306624	599357	58.83	53.31	56.01	0.91	49
FCT	112892	110467	223359	200637	184189	384827	56.27	59.97	58.04	1.07	49
Gombe	282151	230913	513064	539452	283800	823252	52.30	81.36	62.32	1.56	45
Imo	481826	447084	928910	737430	371096	1108527	65.34	120.48	83.80	1.84	48
Jigawa	331449	252571	584020	941576	474594	1416170	35.20	53.22	41.24	1.51	43
Kaduna	704592	613216	1317808	1323955	669277	1993232	53.22	91.62	66.11	1.72	47
Kano	1313143	1278240	2591383	2132523	1122375	3254899	61.58	113.89	79.61	1.85	49
Katsina	915303	674900	1590203	1298031	659645	1957675	70.51	102.31	81.23	1.45	42
Kebbi	287428	167873	455301	734726	368115	1102841	39.12	45.60	41.28	1.17	37
Kogi	398168	398251	796419	710535	358680	1069215	56.04	111.03	74.49	1.98	50
Kwara	150064	140402	290466	488645	246622	735266	30.71	56.93	39.50	1.85	48
Lagos	195973	204304	400277	1423590	737159	2160749	13.77	27.72	18.52	2.01	51
Nasarawa	174688	145506	320194	400026	201964	601990	43.67	72.05	53.19	1.65	45
Niger	397283	309179	706462	885295	448673	1333967	44.88	68.91	52.96	1.54	44
Ogun	280014	275218	555232	696972	346506	1043478	40.18	79.43	53.21	1.98	50
Ondo	1069153	1081578	2150731	662164	333872	996036	161.46	323.95	215.93	2.01	50
Osun	210661	209669	420330	655873	332862	988736	32.12	62.99	42.51	1.96	50
Oyo	651565	689263	1340828	1070622	537603	1608226	60.86	128.21	83.37	2.11	51
Plateau	369311	365021	734332	668330	333277	1001607	55.26	109.52	73.32	1.98	50
Rivers	165328	168001	333329	982628	505230	1487858	16.83	33.25	22.40	1.98	50
Sokoto	438864	254266	693130	813226	409339	1222565	53.97	62.12	56.69	1.15	37
Taraba	339258	271999	611257	487108	248762	735869	69.65	109.34	83.07	1.57	44
Yobe	424857	295790	720647	530676	275482	806159	80.06	107.37	89.39	1.34	41
Zamfara	287619	153309	440928	468866	234749	703615	61.34	65.31	62.67	1.06	35
National	13255789	12545408	25801197	18652248	9499682	37618643	71.07	132.06	68.59	1.86	49

**Table 2.14 Gross Enrolment Rate in Primary Schools by State and Gender: 2014/2015**

State	Enrolment			Population (6-11)			Gross Enrolment Rate			Gender Parity Index (GPI) GER	% of Female
	M	F	M+F	m	f	m+f	(M/m)	(F/f)	{{(M+F)/(m+F}}		
Abia	95306	92439	187745	264663	261835	526498	36.01	35.30	35.66	0.98	49
Adamawa	34126	32930	67056	195412	191093	386505	17.46	17.23	17.35	0.99	49
Akwa Ibom	488717	519622	1008339	400288	387313	787601	122.09	134.16	128.03	1.10	52
Anambra	402905	414168	817073	394447	383628	778075	102.14	107.96	105.01	1.06	51
Bauchi	467814	395336	863150	563951	543620	1107570	82.95	72.72	77.93	0.88	46
Bayelsa	63220	61449	124669	171962	163369	335330	36.76	37.61	37.18	1.02	49
Benue	530586	477819	1008405	481597	473873	955469	110.17	100.83	105.54	0.92	47
Borno	NA	NA	NA	497951	462136	960087	NA	NA	NA	NA	NA
Cross River	219336	216059	435395	288133	278147	566280	76.12	77.68	76.89	1.02	50
Delta	240405	238675	479080	408703	403538	812241	58.82	59.15	58.98	1.01	50
Ebonyi	191722	196938	388660	220392	230463	450855	86.99	85.45	86.21	0.98	51
Edo	187112	181960	369072	300949	294586	595536	62.17	61.77	61.97	0.99	49
Ekiti	71171	71692	142863	244752	238294	483047	29.08	30.09	29.58	1.03	50
Enugu	160535	156805	317340	301525	315833	617358	53.24	49.65	51.40	0.93	49
FCT	119294	116771	236065	219862	201838	421700	54.26	57.85	55.98	1.07	49
Gombe	238955	195937	434892	292973	263916	556889	81.56	74.24	78.09	0.91	45
Imo	506486	470253	976739	382956	378042	760998	132.26	124.39	128.35	0.94	48
Jigawa	329371	254048	583419	488382	480549	968931	67.44	52.87	60.21	0.78	44
Kaduna	698092	612625	1310717	689857	674809	1364666	101.19	90.78	96.05	0.90	47
Kano	1358500	1335095	2693595	1160134	1044131	2204266	117.10	127.87	122.20	1.09	50
Katsina	917848	676394	1594242	679700	657795	1337495	135.04	102.83	119.20	0.76	42
Kebbi	301696	177095	478791	379784	378233	758018	79.44	46.82	63.16	0.59	37
Kogi	441025	441136	882161	369540	362507	732046	119.34	121.69	120.51	1.02	50
Kwara	154804	143168	297972	253913	249178	503091	60.97	57.46	59.23	0.94	48
Lagos	479023	489226	968249	761106	708730	1469836	62.94	69.03	65.87	1.10	51
Nasarawa	190468	163315	353783	208121	204101	412222	91.52	80.02	85.82	0.87	46
Niger	385553	303168	688721	464064	451600	915664	83.08	67.13	75.22	0.81	44
Ogun	320085	319614	639699	358001	362092	720093	89.41	88.27	88.84	0.99	50
Ondo	838629	838729	1677358	343911	338162	682073	243.85	248.03	245.92	1.02	50
Osun	210706	210325	421031	343548	333380	676928	61.33	63.09	62.20	1.03	50
Oyo	742662	746962	1489624	555651	550913	1106564	133.66	135.59	134.62	1.01	50
Plateau	297932	296759	594691	343069	344897	687965	86.84	86.04	86.44	0.99	50
Rivers	167632	162054	329686	522510	493726	1016236	32.08	32.82	32.44	1.02	49
Sokoto	442232	272199	714431	421764	416146	837910	104.85	65.41	85.26	0.62	38
Taraba	330992	274131	605123	256000	245281	501281	129.29	111.76	120.72	0.86	45
Yobe	448782	317726	766508	285234	264228	549462	157.34	120.25	139.50	0.76	41
Zamfara	319588	176603	496191	229432	228814	458245	139.30	77.18	108.28	0.55	36
National	13393310	12049225	25442535	14744235	14260796	29005031	90.84	84.49	87.72	0.93	47

Note: NA = Not Available

**Table 2.15 Gross and Net Enrolment Rates in Primary Schools by State and Gender: 2015/2016**

State	Enrolment			Enrolment Age(6-11)			Population (6-11)			Gross Enrolment Rate			Net Enrolment Rate(NER)			Gender Parity Index (GPI) GER	Gender Parity Index (GPI) NER	% of Females
	M	F	M+F	M	F	M+F	m	f	m+f	(M/m)	(F/f)	{(M+F)/(m+f)}	M	F	{(M+F)/(m+f)}			
Abia	80827	78593	159420	52625	53863	106488	271979	269073	541052	29.72	29.21	29.46	19.35	20.02	19.68	0.98	1.03	49
Adamawa	271920	247984	519904	100028	93423	193451	201050	196606	397656	135.25	126.13	130.74	49.75	47.52	48.65	0.93	0.96	48
Akwa Ibom	424274	443875	868149	391963	374327	766290	413782	400370	814152	102.54	110.87	106.63	94.73	93.5	94.12	1.08	0.99	51
Anambra	427924	446180	874104	365727	384806	750533	405487	394366	799852	105.53	113.14	109.28	90.19	97.58	93.83	1.07	1.08	76
Bauchi	495327	421940	917267	451242	382862	834104	583118	562096	1145214	84.94	75.07	80.10	77.38	68.11	72.83	0.88	0.88	46
Bayelsa	57444	54330	111774	38271	41788	80059	176982	168138	345119	32.46	32.31	32.39	21.62	24.85	23.2	1.00	1.15	49
Benue	283949	253594	537543	149300	171215	320515	496222	488263	984486	57.22	51.94	54.60	30.09	35.07	32.56	0.91	1.17	47
Borno	290611	249051	539662	210571	247946	458517	515284	478222	993506	56.40	52.08	54.32	40.87	51.85	46.15	0.92	1.27	46
Cross River	100718	96858	197576	79809	83568	163377	296460	286186	582647	33.97	33.84	33.91	26.92	29.2	28.04	1.00	1.08	49
Delta	194207	191310	385517	141497	145264	286761	421901	416569	838470	46.03	45.93	45.98	33.54	34.87	34.2	1.00	1.04	50
Ebonyi	172984	174422	347406	162052	163224	325276	226596	236950	463546	76.34	73.61	74.95	71.52	68.89	70.17	0.96	0.96	50
Edo	155857	152307	308164	110169	113568	223737	309297	302757	612054	50.39	50.31	50.35	35.62	37.51	36.56	1.00	1.05	49
Ekiti	77827	76966	154793	45962	46570	92532	252375	245716	498090	30.84	31.32	31.08	18.21	18.95	18.58	1.02	1.04	62
Enugu	163268	158953	322221	147889	144394	292283	310581	325318	635899	52.57	48.86	50.67	47.62	44.39	45.96	0.93	0.93	49
FCT	244214	245084	489298	110169	113568	223737	240929	221178	462107	101.36	110.81	105.88	45.73	51.35	48.42	1.09	1.12	50
Gombe	249545	206026	455571	224438	185614	410052	302443	272446	574889	82.51	75.62	79.25	74.21	68.13	71.33	0.92	0.92	45
Imo	489440	467887	957327	380583	361032	741615	395195	390124	785319	123.85	119.93	121.90	96.3	92.54	94.43	0.97	0.96	49
Jigawa	362802	285345	648147	335899	263018	598917	502571	494510	997081	72.19	57.70	65.00	66.84	53.19	60.07	0.80	0.8	44
Kaduna	810634	726061	1536695	686321	614392	1300713	711070	695559	1406628	114.00	104.39	109.25	96.52	88.33	92.47	0.92	0.92	47
Kano	1420782	1398611	2819393	1165740	1030763	2196503	1199164	1079258	2278422	118.48	129.59	123.74	97.21	95.51	96.4	1.09	0.98	50
Katsina	850043	679587	1529630	670282	614650	1284932	700364	677794	1378158	118.69	97.80	108.42	95.7	90.68	93.24	0.82	0.95	44
Kebbi	303762	193790	497552	239915	145851	385766	391824	390224	782047	77.53	49.66	63.62	61.23	37.38	49.33	0.64	0.61	39
Kogi	272597	267577	540174	98711	100556	199267	380728	373482	754210	71.60	71.64	71.62	25.93	26.92	26.42	1.00	1.04	50
Kwara	156352	143060	299412	139760	128204	267964	261419	256545	517964	59.81	55.76	57.81	53.46	49.97	51.73	0.93	0.93	48
Lagos	486924	496482	983406	413755	423146	836901	<b>676,679</b>	<b>726,922</b>	1403601	71.96	68.30	70.06	61.14	58.21	59.63	0.95	0.95	50
Nasarawa	407018	359434	766452	127978	146067	274045	214467	210323	424790	189.78	170.90	180.43	59.67	69.45	64.51	0.90	1.16	47
Niger	432214	339523	771737	380885	298360	679245	479984	467092	947076	90.05	72.69	81.49	79.35	63.88	71.72	0.81	0.8	44
Ogun	501998	488219	990217	171798	180525	352323	369877	374104	743981	135.72	130.50	133.10	46.45	48.26	47.36	0.96	1.04	49
Ondo	435397	411059	846456	346643	330028	676671	354251	348329	702580	122.91	118.01	120.48	97.85	94.75	96.31	0.96	0.97	49
Osun	169462	168141	337603	140,733	141,787	282520	354577	344082	698659	47.79	48.87	48.32	39.69	41.21	40.44	1.02	1.04	50
Oyo	796005	858352	1654357	827501	884582	1712083	874305	969408	1843713	91.04	88.54	89.73	94.65	91.25	92.86	0.97	0.96	52
Plateau	285238	278412	563650	175043	183471	358514	353148	355030	708177	80.77	78.42	79.59	49.57	51.68	50.62	0.97	1.04	49
Rivers	121144	119412	240556	62944	65832	128776	540381	510612	1050993	22.42	23.39	22.89	11.65	12.89	12.25	1.04	1.11	50
Sokoto	414849	262044	676893	372788	234064	606852	434566	428777	863343	95.46	61.11	78.40	85.78	54.59	70.29	0.64	0.64	39
Taraba	295235	243122	538357	262855	220448	483303	263449	252418	515867	112.07	96.32	104.36	99.77	87.33	93.69	0.86	0.88	45
Yobe	413821	295682	709503	225317	320934	546251	295332	273582	568913	140.12	108.08	124.71	76.29	117.31	96.02	0.77	1.54	42
Zamfara	319327	175968	495295	225005	156494	381499	236779	236142	472921	142.79	81.59	112.23	95.03	66.27	80.67	0.57	0.7	36
<b>National</b>	<b>13435940</b>	<b>12155241</b>	<b>25591181</b>	<b>10232168</b>	<b>9590204</b>	<b>19822372</b>	<b>15414612</b>	<b>15118571</b>	<b>30533183</b>	<b>87.16</b>	<b>80.40</b>	<b>83.81</b>	<b>66.38</b>	<b>63.43</b>	<b>64.92</b>	<b>0.92</b>	<b>0.96</b>	<b>48</b>

**2.6: Percentage of Pupils Enrolled in Public and Private Schools**

Table 2.16 shows the percentage of pupils' enrolled by ownership (Public and Private) and State for 2013/14–2015/16

Table 2.16 Percentage of Schools Enrolment in both Public and Private by State: 2014-2016

State	2013/2014 Enrolment					2014/2015 Enrolment					2015/2016 Enrolment				
	Total Enrolment			% of School Enrolment		Total Enrolment Public	Total Enrolment Private	Total Enrolment Public/Private	% of Public School Enrolment	% of Private School Enrolment	Total Enrolment Public	Total Enrolment Private	Total Enrolment Public/Private	% of Public School Enrolment	% of Private School Enrolment
	Public	Private	Public+Private	Public	Private										
Abia	262657	31031	293688	89.43	10.57	160232	27513	187745	85.35	14.65	118544	40876	159,420	74.36	25.64
Adamawa	582223	NA	NA	NA	NA	33528	33528	67056	50.00	50.00	485266	34638	519,904	93.34	6.66
Akwa Ibom	929173	31154	960327	96.76	3.24	975631	32708	1008339	96.76	3.24	824212	43937	868,149	94.94	5.06
Anambra	755252	160479	915731	82.48	17.52	656289	160784	817073	80.32	19.68	713122	160982	874,104	81.58	18.42
Bauchi	1288150	82222	1370372	94.00	6.00	761358	101792	863150	88.21	11.79	781543	135724	917,267	85.20	14.80
Bayelsa	123940	12093	136033	91.11	8.89	105478	19191	124669	84.61	15.39	99614	12160	111,774	89.12	10.88
Benue	370587	333588	704175	52.63	47.37	319957	688448	1008405	31.73	68.27	393709	143834	537,543	73.24	26.76
Borno	NA	NA	NA	NA	NA	NA	NA	NA	NA	NA	524280	15382	539,662	97.15	2.85
Cross River	192224	243171	435395	44.15	55.85	192224	243171	435395	44.15	55.85	161835	35741	197,576	81.91	18.09
Delta	370874	130875	501749	73.92	26.08	332625	146455	479080	69.43	30.57	296469	89048	385,517	76.90	23.10
Ebonyi	353546	10803	364349	97.03	2.97	374891	13769	388660	96.46	3.54	312149	35257	347,406	89.85	10.15
Edo	333053	38167	371220	89.72	10.28	330905	38167	369072	89.66	10.34	246045	62119	308,164	79.84	20.16
Ekiti	111639	NA	NA	NA	NA	114575	28288	142863	80.20	19.80	87818	66975	154,793	56.73	43.27
Enugu	187495	148191	335686	55.85	44.15	177185	140155	317340	55.83	44.17	174327	147894	322,221	54.10	45.90
FCT	194764	28595	223359	87.20	12.80	200607	35458	236065	84.98	15.02	473933	15365	489,298	96.86	3.14
Gombe	424964	88100	513064	82.83	17.17	385318	49574	434892	88.60	11.40	407957	47614	455,571	89.55	10.45
Imo	880192	48718	928910	94.76	5.24	930039	46700	976739	95.22	4.78	942252	15075	957,327	98.43	1.57
Jigawa	550813	33207	584020	94.31	5.69	555395	28024	583419	95.20	4.80	619054	29093	648,147	95.51	4.49
Kaduna	1153460	164348	1317808	87.53	12.47	1180039	130678	1310717	90.03	9.97	1420956	115739	1,536,695	92.47	7.53
Kano	2474922	116461	2591383	95.51	4.49	2568532	125063	2693595	95.36	4.64	2722843	96550	2,819,393	96.58	3.42
Katsina	1545371	44832	1590203	97.18	2.82	1545371	48871	1594242	96.93	3.07	1477255	52375	1,529,630	96.58	3.42
Kebbi	455301	NA	NA	NA	NA	478791	NA	NA	NA	NA	412011	85541	497,552	82.81	17.19
Kogi	747078	49341	796419	93.80	6.20	830084	52077	882161	94.10	5.90	485365	54809	540,174	89.85	10.15
Kwara	196781	93685	290466	67.75	32.25	199868	98104	297972	67.08	32.92	201956	97456	299,412	67.45	32.55
Lagos	400277	NA	NA	NA	NA	406678	561571	968249	42.00	58.00	421835	561571	983,406	42.90	57.10
Nasarawa	320194	NA	NA	NA	NA	309857	43926	353783	87.58	12.42	737462	28990	766,452	96.22	3.78
Niger	602119	104343	706462	85.23	14.77	629660	59061	688721	91.42	8.58	625693	146044	771,737	81.08	18.92
Ogun	403583	151649	555232	72.69	27.31	428404	211295	639699	66.97	33.03	649522	340695	990,217	65.59	34.41
Ondo	1259800	890931	2150731	58.58	41.42	696038	981320	1677358	41.50	58.50	805200	41256	846,456	95.13	4.87
Osun	370497	49833	420330	88.14	11.86	371057	49974	421031	88.13	11.87	315553	22050	337,603	93.47	6.53
Oyo	1159061	181767	1340828	86.44	13.56	1295512	194112	1489624	86.97	13.03	1442978	211379	1,654,357	87.22	12.78
Plateau	693974	40358	734332	94.50	5.50	552359	42332	594691	92.88	7.12	523137	40513	563,650	92.81	7.19
Rivers	259283	74046	333329	77.79	22.21	255640	74046	329686	77.54	22.46	166510	74046	240,556	69.22	30.78
Sokoto	672031	21099	693130	96.96	3.04	688937	25494	714431	96.43	3.57	652431	24462	676,893	96.39	3.61
Taraba	574037	37220	611257	93.91	6.09	535090	70033	605123	88.43	11.57	468324	70033	538,357	86.99	13.01
Yobe	694698	25949	720647	96.40	3.60	732921	33587	766508	95.62	4.38	682781	26722	709,503	96.23	3.77
Zamfara	430492	10436	440928	97.63	2.37	477115	19076	496191	96.16	3.84	478385	16910	495,295	90.13	9.87
<b>National</b>	<b>22324505</b>	<b>3476692</b>	<b>25801197</b>	<b>86.53</b>	<b>13.47</b>	<b>20788190</b>	<b>4654345</b>	<b>25442535</b>	<b>81.71</b>	<b>18.29</b>	<b>22352326</b>	<b>3238855</b>	<b>25,591,181</b>	<b>87.34</b>	<b>12.66</b>

Note: NA = Not Available

## 2.7 Primary Schools Enrolment by Geo-Political Zones

### Pupils Enrolment by Geo-Political Zones and Gender: 2013/2014

Summaries of pupils' enrolment by geo-political zones and gender for 2013/2014–2015/2016 are presented in tables 2.17-2.19 and figures 2.4-2.6.

Table 2.17 Pupils Enrolment by Geo-Political Zones and Gender: 2013/2014

Zone	M	F	M+F
North Central	1,974,424	1,800,983	3,775,407
North East	1,779,663	2,017,900	3,797,563
North West	4,278,398	3,394,375	7,672,773
South East	1,402,330	1,436,034	2,838,364
South- South	1,358,057	1,379,996	2,738,053
South West	2,462,917	2,516,120	4,979,037

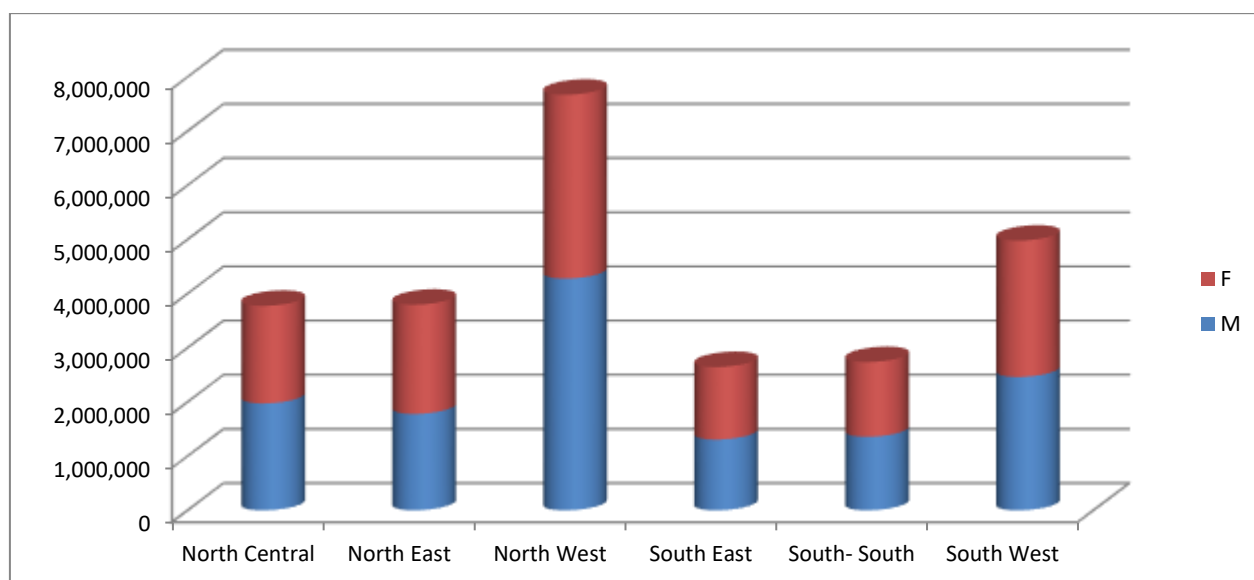


Fig. 2.4 Pupils Enrolment by Geo-Political Zones and Gender: 2013/2014

Table 2.18 Pupils Enrolment by Geo-Political Zones and Gender: 2014/2015

Zone	M	F	Total
North Central	2,119,662	1,942,136	4,061,798
North East	1,520,669	1,216,060	2,736,729
North West	4,367,327	3,504,059	7,871,386
South East	1,356,954	1,330,603	2,687,557
South- South	1,366,422	1,379,819	2,746,241
South West	2,662,276	2,676,548	5,338,824

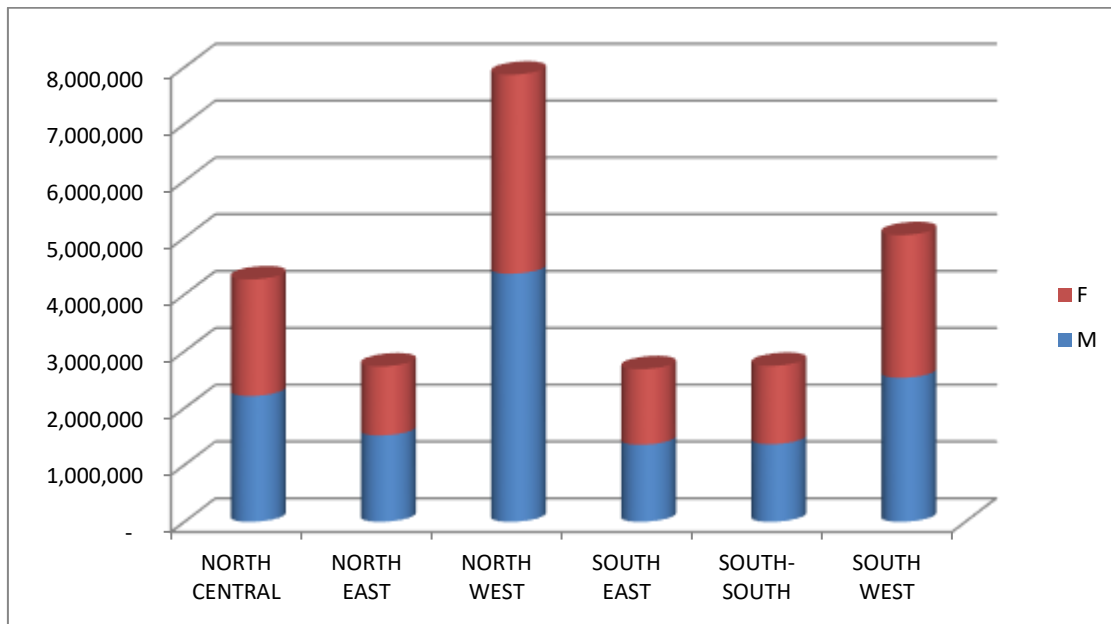


Fig. 2.5 Pupils Enrolment by Geo-Political Zones and Gender: 2014/2015

Table 2.19 Pupils Enrolment by Geo-Political Zones and Gender: 2015/2016

Zone	M	F	M+F
North Central	2,081,582	1,886,684	3,968,266
North East	2,016,459	1,663,805	3,680,264
North West	4,482,199	3,721,406	8,203,605
South East	1,334,443	1,326,035	2,660,478
South- South	1,053,644	1,058,092	2,111,736
South West	2,467,613	2,499,219	4,966,832

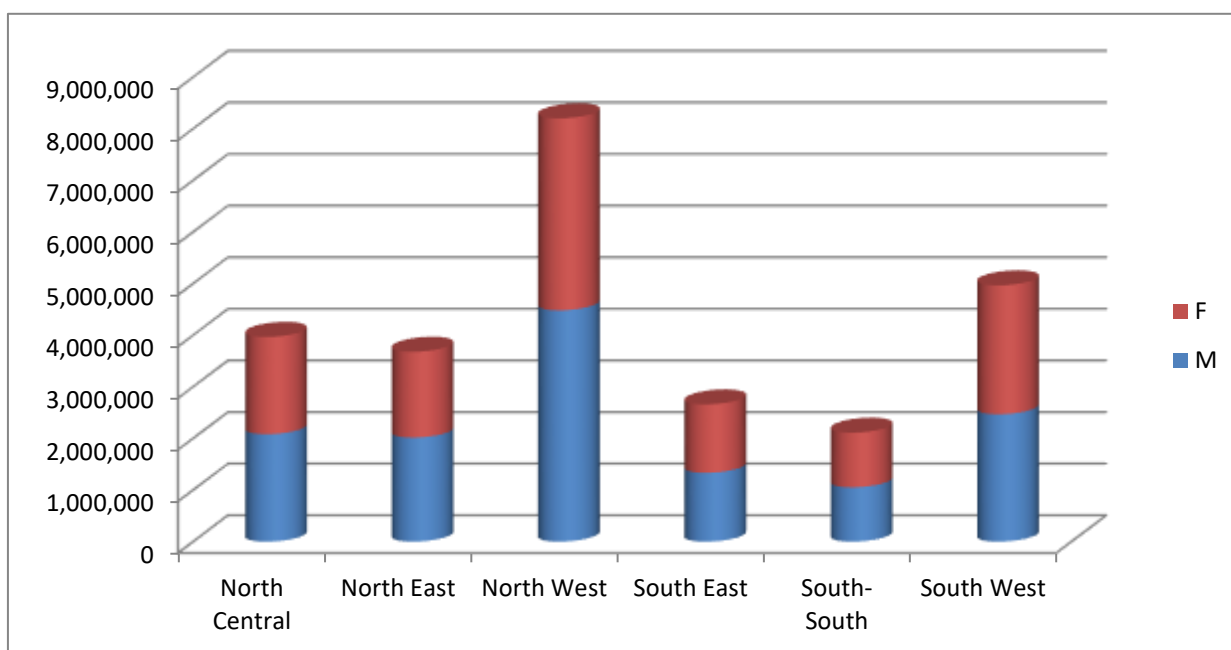


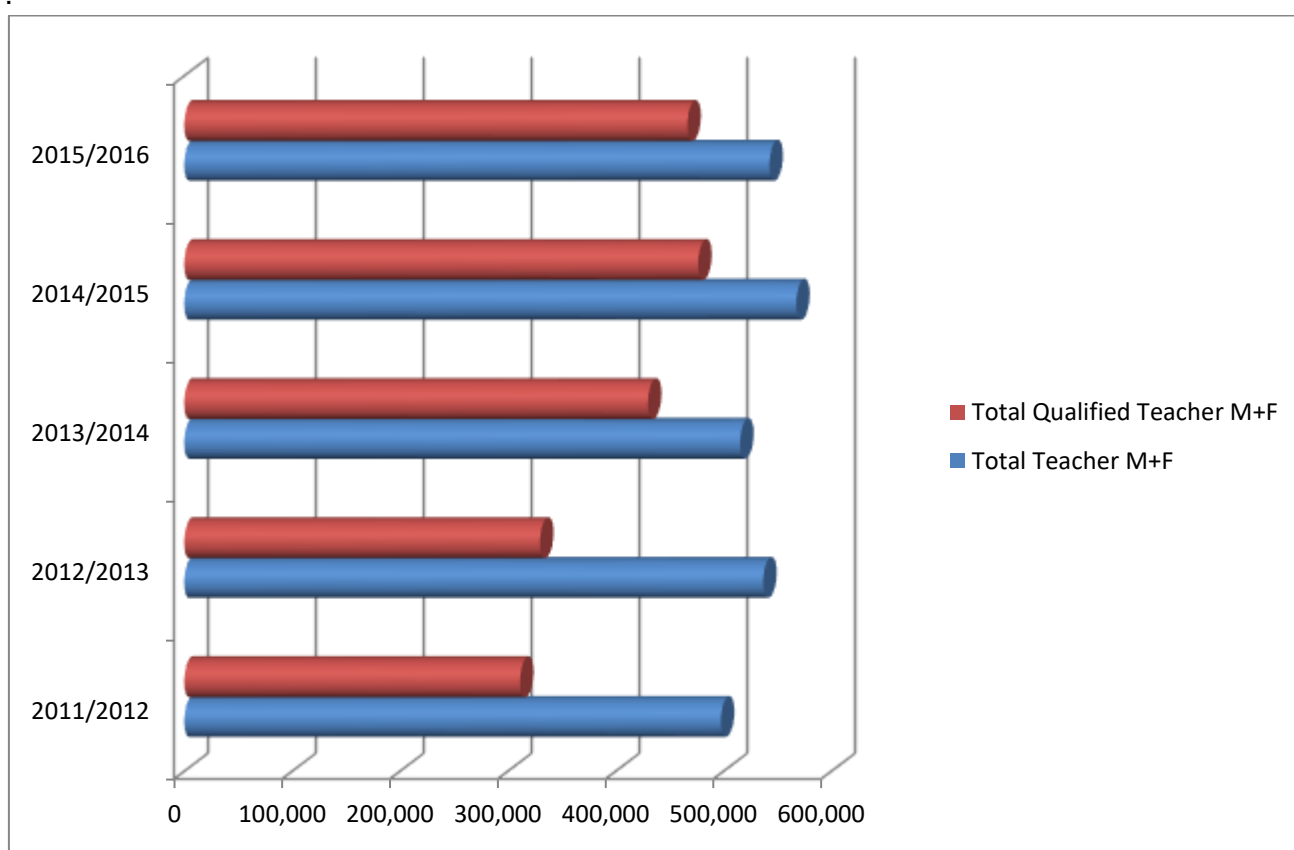
Fig. 2.6 Pupils Enrolment by Geo-Political Zones and Gender: 2015/2016

## 2.8 Summary of Public Primary School Teachers

Table 2.20 shows summary of public primary school teachers by gender and is graphically presented in figure 2.7

**Table 2.20 Summary of Public Primary School Teachers by Gender: 2011/2012-2015/2016**

Academic Year	Teacher			Qualified Teacher		
	M	F	M+F	M	F	M+F
2011/2012	289,592	207,940	497,532	172,818	138,565	311,383
2012/2013	292,176	244,558	536,734	156,700	173,126	329,826
2013/2014	282,096	233,305	515,401	210,979	218,909	429,888
2014/2015	293,019	274,361	567,380	220,393	256,053	476,446
2015/2016	283,051	259,482	542,533	221,018	245,447	466,465



**Fig. 2.7 Enrolment in Public and Private Primary Schools by Gender 2011/2012-2015/2016**



## 2.9 Public Primary School Teachers

Table 2.21 presents public primary school teachers by state and gender while table 2.22 presents pupil-teacher ratio for 2013/2014–2015/2016.  
Table: 2.21 Public Primary School Teachers by State and Gender: 2013/2014–2015/2016

State	2013/2014						2014/2015						2015/2016					
	All teachers			Qualified teachers			All teachers			Qualified teachers			All teachers			Public Qualified teachers		
	M	F	M+F	M	F	M+F	M	F	M+F	M	F	M+F	M	F	M+F	M	F	M+F
Abia	901	6467	7368	901	6467	7368	23165	28731	51896	34297	39863	74160	45429	50995	96424	56561	62127	118688
Adamawa	13642	13642	27284	11542	6239	17781	NA	NA	NA	NA	NA	NA	8239	4471	12710	6363	3803	10166
Akwa Ibom	4011	10926	14937	3770	10595	14365	4210	11474	15684	3961	11127	15088	2079	6413	8492	1952	6180	8132
Anambra	434	7182	7616	434	7182	7616	1036	8162	9198	1036	8162	9198	514	7873	8387	514	7873	8387
Bauchi	9974	3720	13694	6520	2976	9496	10652	4719	15371	7698	4061	11759	10888	5135	16023	8144	4608	12752
Bayelsa	2846	2839	5685	2383	2301	4684	3053	3296	6349	2498	2721	5219	2416	2260	4676	1754	1517	3271
Benue	8567	4404	12971	8567	4404	12971	8567	4404	12971	8567	4404	12971	7168	4819	11987	6857	4734	11591
Borno	NA	NA	NA			0	NA	NA	NA	NA	NA	NA	6357	3333	9690	5150	2993	8143
Cross River	5273	7002	12275	4471	6527	10998	5273	7002	12275	4471	6527	10998	3661	4383	8044	3173	4007	7180
Delta	4436	11380	15816	4436	11380	15816	4951	14464	19415	4382	13546	17928	2658	6649	9307	2161	5769	7930
Ebonyi	3852	5577	9429	3616	5351	8967	3570	5218	8788	3420	5077	8497	3507	5383	8890	3384	5260	8644
Edo	2961	3336	6297	2961	3336	6297	2985	8167	11152	2985	8167	11152	1430	4445	5875	1320	4252	5572
Ekiti	9989	2224	12213	9989	2224	7765	9634	2072	11706	9634	2072	11706	1795	5611	7406	1627	5394	7021
Enugu	2794	9189	11983	2565	8812	11377	2381	8752	11133	2234	8229	10463	2075	8340	10415	1909	7787	9696
FCT	4751	4687	9438	13503	9483	22986	6863	6770	13633	6863	6770	13633	2695	2413	5108	2468	2213	4681
Gombe	9638	4942	14580	6635	2561	9196	4768	13088	17856	4396	3119	7515	7925	4706	12631	4018	3080	7098
Imo	546	7087	7633	546	7087	7633	2657	9741	12398	2657	9741	12398	1348	9308	10656	1189	8542	9731
Jigawa	11,956	1,611	13567	6011	925	6936	10,754	1,459	12213	5,416	844	6260	10660	1748	12408	5601	1041	6642
Kaduna	18681	16923	35604	10248	12373	22621	16646	16292	32938	10129	12563	22692	17551	16453	34004	11364	13194	24558
Kano	40913	10334	51247	13503	9483	22986	35473	10299	45772	23347	17742	41089	34928	10874	45802	17528	6148	23676
Katsina	15341	4382	19723	9807	3179	12986	14933	4341	19274	9,813	3,238	13051	14973	4462	19435	10117	3494	13611
Kebbi	9862	3061	12923	3745	1784	5529	10337	3271	13608	4224	1940	6164	9320	2565	11885	4849	1639	6488
Kogi	6257	8414	14671	6257	8414	14671	6071	8162	14233	6071	8162	14233	3045	4736	7781	2731	4353	7084
Kwara	11248	4718	15966	6530	3696	10226	5747	8212	13959	4716	6404	11120	5205	7644	12849	4246	7237	11483
Lagos	2,124	10,678	12,802	2124	9147	11271	1802	8928	10730	1645	8503	10148	1,894	8,683	10577	1,763	8,411	10174
Nasarawa	8856	5129	13985	5642	3075	8717	8335	5380	13715	5190	3041	8231	4820	3326	8146	4036	2700	6736
Niger	13,635	7,946	21581	8707	6231	14938	13078	7762	20840	8960	6306	15266	13414	8312	21726	9296	7125	16421
Ogun	4509	12813	17322	4509	12813	17322	4478	12803	17281	4478	12803	17281	2648	7483	10131	2474	7120	9594
Ondo	4445	8687	13132	4445	8687	13132	4445	8687	13132	4445	8687	13132	2389	5152	7541	2052	4832	6884
Osun	3884	8367	12251	3884	8367	12251	NA	NA	NA	NA	NA	NA	2359	5652	8011	2317	5602	7919
Oyo	9225	18771	27996	8436	18029	26465	5527	13997	19524	5047	13163	18210	5290	14244	19534	5269	14211	19480
Plateau	9842	7730	17572	8190	6819	15009	16827	9541	26368	7286	8035	15321	8247	5841	14088	7407	5425	12832
Rivers	NA	NA	NA			0	2916	5162	8078	2161	4346	6507	1992	3665	5657	1633	3122	4755
Sokoto	11314	1695	13009	5413	1022	6435	11996	2166	14162	5586	1322	6908	11749	2317	14066	5720	1461	7181
Taraba	11398	5322	16720	8909	4335	13244	10910	5186	16096	8228	4124	12352	9390	4229	13619	7220	3385	10605
Yobe	6115	2798	8913	2772	1621	4393	11000	5000	16000	99	102	201	5237	4000	9237	2677	1706	4383
Zamfara	NA	NA	NA	NA	NA	NA	7979	1653	9632	4453	1142	5595	7756	1559	9315	4174	3102	7276
National	284220	243983	528203	201971	216925	414448	293019	274361	567380	220393	256053	476446	283051	259482	542533	221018	245447	466465

Note: NA = Not Available

Table 2.22: Pupil-teacher ratio for public primary schools: 2013/2014 – 2015/2016.

State	Pupil-Teacher Ratio 2013/14					Pupil-Teacher Ratio 2014/15					Pupil-Teacher Ratio 2015/16				
	Enrolment (M+F)	All Teachers (M+F)	Pupil Teacher Ratio	Qualified Teachers	Pupil-Qualified Teacher Ratio	Enrolment (M+F)	All Teachers (M+F)	Pupil Teacher Ratio	Qualified Teachers	Pupil-Qualified Teacher Ratio	Enrolment (M+F)	All Teachers (M+F)	Pupil Teacher Ratio	Qualified Teachers	Pupil-Qualified Teacher Ratio
Abia	262657	7368	36	7368	36	160232	7945	20.17	7945	20.17	118,544	7139	16.61	6479	18.30
Adamawa	582223	27284	21	17781	33	33528	NA	NA	NA	NA	485,266	12710	38.18	10166	47.73
Akwa Ibom	929173	14937	62	14365	65	975631	15684	62.21	15088	64.66	824,212	8492	97.06	8132	101.35
Anambra	755252	7616	99	7616	99	656289	9198	71.35	9198	71.35	411,244	8387	49.03	8387	49.03
Bauchi	1288150	13694	94	9496	136	761358	15371	49.53	11759	64.75	781,543	16023	48.78	12752	61.29
Bayelsa	123940	5685	22	4684	26	105478	6349	16.61	5219	20.21	99,614	4676	21.30	3271	30.45
Benue	370587	12971	29	12971	29	14425	12971	1.11	12971	1.11	393,709	11987	32.84	11591	33.97
Borno	NA	NA	NA	NA	NA	NA	NA	NA	NA	NA	524,280	9690	54.11	8143	64.38
Cross River	192224	12275	16	10998	17	192224	12275	15.66	10998	17.48	161,835	8044	20.12	7180	22.54
Delta	370874	15816	23	15816	23	332625	19415	17.13	17928	18.55	296,469	9307	31.85	7930	37.39
Ebonyi	353546	9429	38	8967	39	374891	8788	42.66	8497	44.12	312,149	8890	35.11	8644	36.11
Edo	333053	6297	53	6297	53	330905	11152	29.67	11152	29.67	246,045	5875	41.88	5572	44.16
Ekiti	111639	12213	9	12213	9	114575	11706	9.79	11706	9.79	87,818	7406	11.86	7021	12.51
Enugu	187495	11983	16	11377	16	177485	11133	15.92	10463	16.93	174,327	10415	16.74	9696	17.98
FCT	194764	9438	21	22986	8	200607	13633	14.71	13633	14.71	473,933	5108	92.78	4681	101.25
Gombe	424964	14580	29	9196	46	385318	17856	21.58	7515	51.27	407,957	12631	32.30	7098	57.47
Imo	880192	7633	115	7633	115	930039	12398	75.02	12398	75.02	942,252	10656	88.42	9731	96.83
Jigawa	550813	13567	41	6936	79	555395	12213	45.48	6260	88.72	619,054	12408	49.89	6642	93.20
Kaduna	1153460	35604	32	22621	51	1180039	32938	35.83	22692	52.00	1,420,956	34004	41.79	24558	57.86
Kano	2474922	51247	48	22986	108	288520	45772	6.30	41089	7.02	2,722,843	45802	59.45	23676	115.00
Katsina	1545371	19723	78	12986	119	1545371	19274	80.18	13051	118.41	1,477,255	19435	76.01	13611	108.53
Kebbi	455301	12923	35	5529	82	478791	13608	35.18	6164	77.68	412,011	11885	34.67	6488	63.50
Kogi	747078	14671	51	14671	51	830084	14233	58.32	14233	58.32	485,365	7781	62.38	7084	68.52
Kwara	196781	15966	12	10226	19	199868	13959	14.32	11120	17.97	201,956	12849	15.72	11483	17.59
Lagos	400277	12802	31	11271	36	406678	10730	37.90	10148	40.07	421,835	10577	39.88	10174	41.46
Nasarawa	320194	13985	23	8717	37	309857	13715	22.59	8231	37.65	737,462	8146	90.53	6736	109.48
Niger	602119	21581	28	14938	40	629660	20840	30.21	15266	41.25	625,693	21726	28.80	16421	38.10
Ogun	403583	17322	23	17322	23	428404	17281	24.79	17281	24.79	649,522	10131	64.11	9594	67.70
Ondo	1259800	13132	96	13132	96	696038	13132	53.00	13132	53.00	805,200	7541	106.78	6884	116.97
Osun	370497	12251	30	12251	30	371057	NA	NA	NA	NA	315,553	8011	39.39	7919	39.85
Oyo	1159061	27996	41	26464	44	1295512	19524	66.35	18210	71.14	1,442,978	19534	73.87	19480	74.07
Plateau	693974	17572	39	15009	46	552359	26368	20.95	15321	36.05	523,137	14088	37.13	12832	40.77
Rivers	259283	NA	NA	NA	NA	255589	8078	31.64	6507	39.28	166,510	5657	29.43	4755	35.02
Sokoto	672031	13009	52	6435	104	688937	14162	48.65	6908	99.73	652,431	14066	46.38	7181	90.86
Taraba	574037	16720	34	13244	43	535090	16096	33.24	12352	43.32	468,324	13619	34.39	10605	44.16
Yobe	694698	8913	78	4393	158	732921	16000	45.81	201	3646.37	682,781	9237	73.92	4383	155.78
Zamfara	430492	NA	NA	NA	NA	477115	9632	49.53	5595	85.28	478,385	9315	51.36	7276	65.75
<b>National</b>	<b>22324505</b>	<b>515401</b>	<b>42</b>	<b>407624</b>	<b>53</b>	<b>18202595</b>	<b>523429</b>	<b>34.78</b>	<b>410231</b>	<b>44.37</b>	<b>22,050,448</b>	<b>453248</b>	<b>48.65</b>	<b>354256</b>	<b>62.24</b>

Note: NA = Not Available

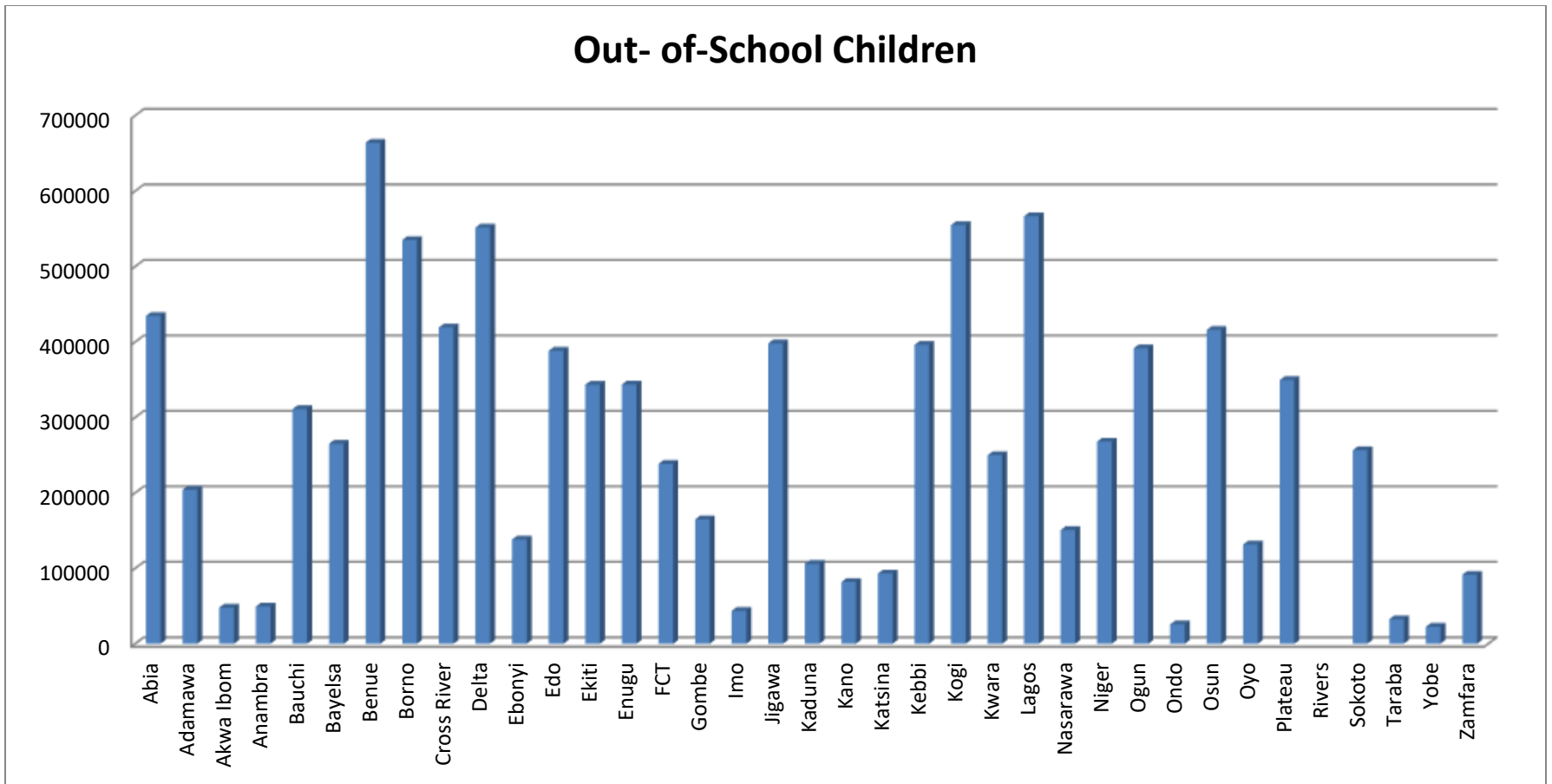
## 2.10 Out-of-School Children

Table 2.23 presents Out-of-School Children (age 6–11 years) by State and gender, while the graphical presentation is shown in figure 2.8.

**Table 2.23 Out-of-School Children (age 6-11 years) by State and Gender: 2015/2016**

State	Enrolment (Age 6-11)			Population (Age 6-11)			Net Enrolment Rate(NER)			Out-of-School Children
	M	F	M+F	M	F	M+F	M	F	M+F	M+F
Abia	52625	53863	106488	271979	269073	541052	19.35	20.02	19.68	434564
Adamawa	100028	93423	193451	201050	196606	397656	49.75	47.52	48.65	204205
Akwa Ibom	391963	374327	766290	413782	400370	814152	94.73	93.5	94.12	47862
Anambra	365727	384806	750533	405487	394366	799852	90.19	97.58	93.83	49319
Bauchi	451242	382862	834104	583118	562096	1145214	77.38	68.11	72.83	311110
Bayelsa	38271	41788	80059	176982	168138	345119	21.62	24.85	23.2	265060
Benue	149300	171215	320515	496222	488263	984486	30.09	35.07	32.56	663971
Borno	210571	247946	458517	515284	478222	993506	40.87	51.85	46.15	534989
Cross River	79809	83568	163377	296460	286186	582647	26.92	29.2	28.04	419270
Delta	141497	145264	286761	421901	416569	838470	33.54	34.87	34.2	551709
Ebonyi	162052	163224	325276	226596	236950	463546	71.52	68.89	70.17	138270
Edo	110169	113568	223737	309297	302757	612054	35.62	37.51	36.56	388317
Ekiti	78318	76478	154796	252375	245716	498090	31.03	31.12	31.08	343294
Enugu	147889	144394	292283	310581	325318	635899	47.62	44.39	45.96	343616
FCT	110169	113568	223737	240929	221178	462107	45.73	51.35	48.42	238370
Gombe	224438	185614	410052	302443	272446	574889	74.21	68.13	71.33	164837
Imo	380583	361032	741615	395195	390124	785319	96.3	92.54	94.43	43704
Jigawa	335899	263018	598917	502571	494510	997081	66.84	53.19	60.07	398164
Kaduna	686321	614392	1300713	711070	695559	1406628	96.52	88.33	92.47	105915
Kano	1165740	1030763	2196503	1199164	1079258	2278422	97.21	95.51	96.4	81919
Katsina	670282	614650	1284932	700364	677794	1378158	95.7	90.68	93.24	93226
Kebbi	239915	145851	385766	391824	390224	782047	61.23	37.38	49.33	396281
Kogi	98711	100556	199267	380728	373482	754210	25.93	26.92	26.42	554943
Kwara	139760	128204	267964	261419	256545	517964	53.46	49.97	51.73	250000
Lagos	413755	423146	836901	676,679	726,922	1403601	61.14	58.21	59.63	566700
Nasarawa	127978	146067	274045	214467	210323	424790	59.67	69.45	64.51	150745
Niger	380885	298360	679245	479984	467092	947076	79.35	63.88	71.72	267831
Ogun	171798	180525	352323	369877	374104	743981	46.45	48.26	47.36	391658
Ondo	346643	330028	676671	354251	348329	702580	97.85	94.75	96.31	25909
Osun	140,733	141,787	282520	354577	344082	698659	39.69	41.21	40.44	416139
Oyo	827501	884582	1712083	874305	969408	1843713	94.65	91.25	92.86	131630
Plateau	175043	183471	358514	353148	355030	708177	49.57	51.68	50.62	349663
*Rivers	62944	65832	128776	540381	510612	1050993	11.65	12.89	12.25	922217
Sokoto	372788	234064	606852	434566	428777	863343	85.78	54.59	70.29	256491
Taraba	262855	220448	483303	263449	252418	515867	99.77	87.33	93.69	32564
Yobe	225317	320934	546251	295332	273582	568913	76.29	117.31	96.02	22662
Zamfara	225005	156494	381499	236779	236142	472921	95.03	66.27	80.67	91422
<b>National</b>	<b>10232168</b>	<b>9590204</b>	<b>19822372</b>	<b>15414612</b>	<b>15118571</b>	<b>30533183</b>	66.38	63.43	64.92	10,710,810

Note: Only public school age data was provided in Rivers State.



**Fig 2.7 Out-of-School Children (age 6-11 years) by State and Gender: 2015/2016**

**Note: Rivers State provided data for public schools only hence cannot be reflected in the chart.**

## CHAPTER THREE

### JUNIOR SECONDARY SCHOOL

#### 3.0 Introduction.

Junior Secondary School comprises the last three years of the 9- year Basic Education programme in Nigeria. This level of education caters for children from ages 12 to 14 years and is structured into JSS 1, JSS 2 and JSS 3. It is both academic and pre-vocational. With the successful completion of this component of education, based on continuous assessment and the prescribed Basic Education Certificate Examination (BECE), its graduates are streamed on the basis of aptitude and interest. Students who qualify at this level are admitted into SSS 1, the first year of Senior Secondary School. Those students that are interested in vocational training enrol into full vocational programmes.

At the Junior Secondary School level, students are exposed to core subjects such as English Language, Basic Mathematics, Social Studies, Integrated Science, Agricultural Science and Religious Studies, in addition to vocational and technical subjects.

#### 3.1 Number of Junior Secondary Schools

The number of schools at the JSS level as shown in table 3.1 covers 2011/2012 –2015/2016 for public and private schools while the graphical presentation is in fig 3.1

Table 3.1 Total Number of Junior Secondary Schools by Ownership (Public and Private): 2011/2012- 2015/2016

Year	Public	Private	Total
2011/2012	11771	10013	21,784
2012/2013	21548	10376	31,924
2013/2014	11894	10669	22,563
2014/2015	11403	13026	24,429
2015/2016	12520	20313	32,833

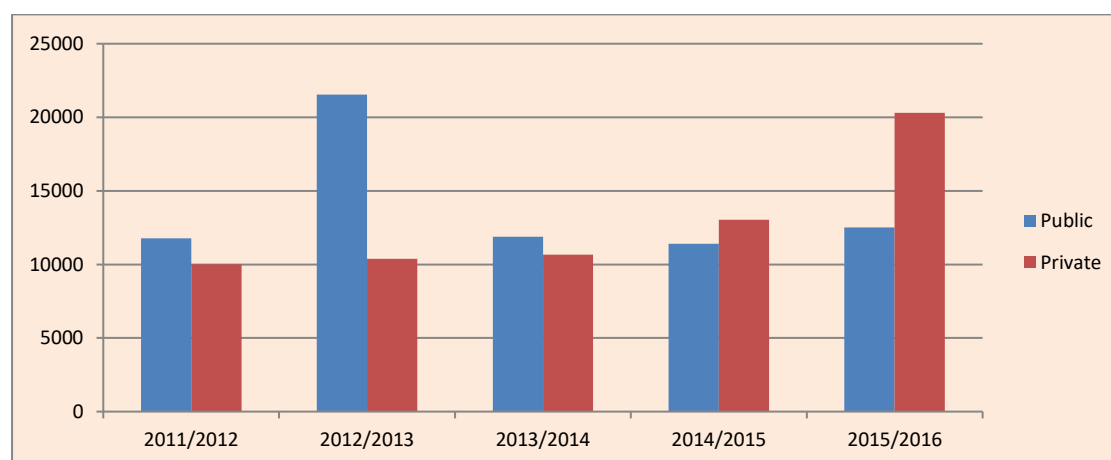


Fig 3.1 Total Number of Junior Secondary Schools by Ownership (Public and Private): 2011/2012-2015/2016

### 3.2 Summary of JSS Enrolment: 2011/2012-2015/2016

Table 3.2 Total Junior Secondary Schools Enrolment by Class and Gender: 2011/2012-2015/2016

Academic Year	JSS I		JSS II		JSS III		Total		
	M	F	M	F	M	F	M	F	M+F
2011/2012	1066345	1119450	1299781	1071583	1053563	1299908	3419689	3490941	6910630
2012/2013	1106980	1002141	1083366	997137	1031613	947527	3221959	2946805	6168764
2013/2014	1146044	1000501	1112942	975287	1052484	915836	3311470	2891624	6203094
2014/2015	1139849	1021844	1096002	984251	1024258	914087	3260109	2920182	6180291
2015/2016	1105711	986744	1034979	919675	952856	839022	3093546	2745441	5838987

The total school enrolment in JSS (2011/2012 to 2015/2016) in table 3.2 is presented by Class and Gender while fig 3.2 shows the graphical presentation

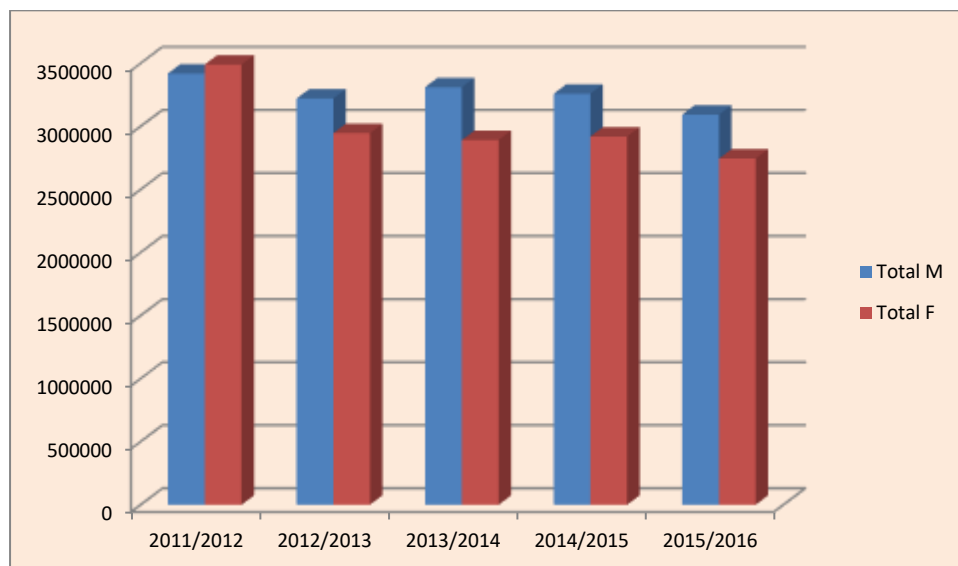


Fig 3.2 Total Junior Secondary Schools Enrolment by Gender: 2011/2012-2015/2016

### 3.3 Junior Secondary Schools Enrolment (Public and Private)

The Junior Secondary School enrolment as indicated in table 3.3 and fig 3.3 summarise the enrolment in public and private schools by gender. Tables 3.4 to 3.12 provide data on school enrolment in JSS by State, Ownership, Class and Gender from 2013/2014 to 2015/2016.

Table 3.3 Junior Secondary Schools Enrolment by Ownership (Public and Private) and Gender: 2011/2012 – 2015/2016

Year	Public		Private		Total		
	M	F	M	F	M	F	M+F
2011/2012	1151605	1170125	2268084	2320816	3419689	3490941	6910630
2012/2013	2658721	2375706	563238	571099	3221959	2946805	6168764
2013/2014	2567059	2207994	744411	683630	3311470	2891624	6203094
2014/2015	2565777	2239375	694332	680807	3260109	2920182	6180291
2015/2016	2567056	2220261	526490	525180	3093546	2745441	5838987

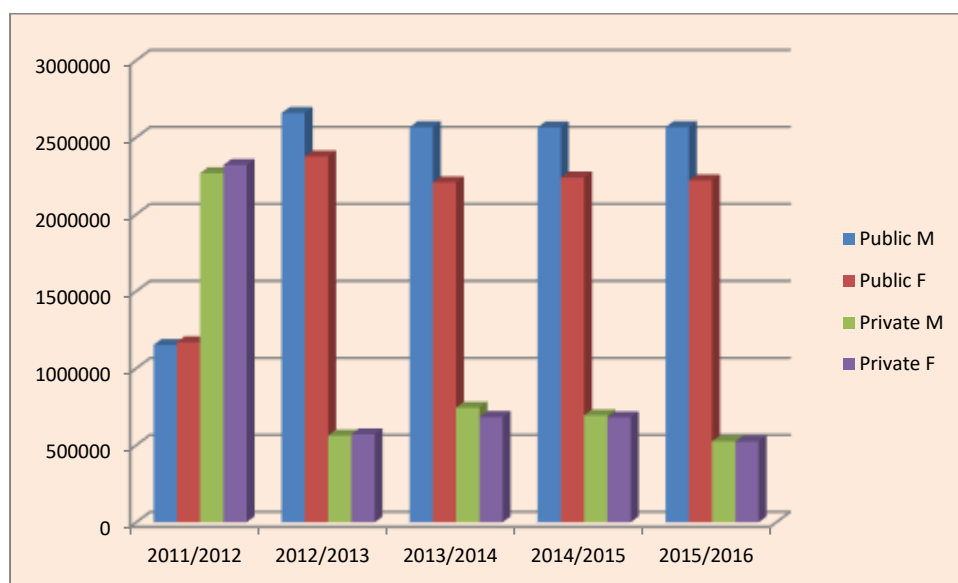


Fig. 3.3 Junior Secondary Schools Enrolment by Ownership (Public and Private) and Gender: 2011/2012 – 2015/2016

Table 3.4 Enrolment in Public and Private Junior Secondary Schools by State, Class and Gender: 2013/2014

State	No of schools	JSSI		JSS2		JSS3		Total		
		M	F	M	F	M	F	M	F	M+F
Abia	714	8201	8882	9926	11924	9780	11591	27907	32397	60304
Adamawa	603	21112	15920	22759	17361	21254	16820	65125	50101	115226
Akwa Ibom	307	59238	62791	57642	62093	52159	56312	169039	181196	350235
Anambra	642	15717	16583	13132	15118	11612	14676	40461	46377	86838
Bauchi	646	31333	23788	29393	20049	28378	18358	89104	62195	151299
Bayelsa	256	7727	7653	7106	6808	6329	6173	21162	20634	41796
Benue	2579	126575	99310	127144	97827	129480	101259	383199	298396	681595
Borno	NA	NA	NA	NA	NA	NA	NA	NA	NA	NA
Cross River	582	27493	28827	30960	30518	28667	29264	87120	88609	175729
Delta	1003	32773	32878	32260	32459	27443	30162	92476	95499	187975
Ebonyi	422	10418	11121	14170	12882	12016	13163	36604	37166	73770
Edo	1049	23890	22846	23875	23208	22279	21743	70044	67797	137841
Ekiti	313	9409	9254	9379	7784	11338	8059	30126	25097	55223
Enugu	622	22146	25512	21310	25318	23776	22803	67232	73633	140865
FCT	423	18987	19901	19006	19135	16177	16819	54170	55855	110025
Gombe	406	30651	20831	23553	17975	22714	17344	76918	56150	133068
Imo	445	79751	78294	76998	76663	72804	74688	229553	229645	459198
Jigawa	446	25778	16797	22515	13039	21870	11763	70163	41599	111762
Kaduna	902	39069	33383	39598	33677	37983	30820	116650	97880	214530
Kano	813	73413	57044	64603	48268	58471	42473	196487	147785	344272
Katsina	317	47457	36059	40684	32604	33396	25215	121537	93878	215415
Kebbi	224	34058	17476	30872	16057	31551	13642	96481	47175	143656
Kogi	963	15119	14842	14557	14059	13732	12995	43408	41896	85304
Kwara	637	5898	5446	5822	5228	5296	4778	17016	15452	32468
Lagos	348	56395	56632	52931	55578	46911	49165	156237	161375	317612
Nasarawa	389	4650	4570	4227	3993	3894	3738	12771	12301	25072
Niger	627	39685	27323	36009	24602	33954	23057	109648	74982	184630
Ogun	1115	46474	43957	46340	45548	44115	44099	136929	133604	270533
Ondo	532	33861	33529	34148	34315	33054	31573	101063	99417	200480
Osun	439	24097	23547	23217	22537	22072	22681	69386	68765	138151
Oyo	1165	48448	48386	48583	48630	45723	48874	142754	145890	288644
Plateau	925	18005	15929	19220	17110	18277	15857	55502	48896	104398
Rivers	728	24523	26882	24736	27339	25072	27451	74331	81672	156003
Sokoto	188	22259	12348	19265	11316	16351	8948	57875	32612	90487
Taraba	395	15716	10632	19670	13289	20779	13114	56165	37035	93200
Yobe	172	24854	19462	27736	20430	26562	17636	79152	57528	136680
Zamfara	226	20864	11866	19596	10546	17215	8723	57675	31135	88810
<b>National</b>	<b>22563</b>	<b>1146044</b>	<b>1000501</b>	<b>1112942</b>	<b>975287</b>	<b>1052484</b>	<b>915836</b>	<b>3311470</b>	<b>2891624</b>	<b>6203094</b>

Note: NA = Not Available



Table 3.5: Enrolment in Public Junior Secondary Schools by State, Class and Gender: 2013/2014

State	No .of schools	JSS1		JSS2		JSS3		Total		
		M	F	M	F	M	F	M	F	M+F
Abia	233	5568	6376	7249	9340	7115	9070	19932	24786	44718
Adamawa	500	19638	14516	21447	16096	20110	15823	61195	46435	107630
Akwa Ibom	241	56791	60197	55171	59481	49691	53687	161653	173365	335018
Anambra	256	13957	15012	11781	13879	10532	13098	36270	41989	78259
Bauchi	531	28153	19772	26888	16926	26378	15547	81419	52245	133664
Bayelsa	187	6699	6549	6208	5910	5544	5324	18451	17783	36234
Benue	725	34999	27468	35160	27056	35803	28000	105962	82524	188486
Borno	NA	NA	NA	NA	NA	NA	NA	NA	NA	NA
Cross River	266	8396	9269	9176	10029	10610	13098	28182	32396	60578
Delta	466	23408	22530	22367	21945	17465	19362	63240	63837	127077
Ebonyi	211	9338	9974	13049	11546	10797	11722	33184	33242	66426
Edo	314	16193	16080	16739	16056	15267	15396	48199	47532	95731
Ekiti	186	7903	7795	7970	6292	9892	6608	25765	20695	46460
Enugu	314	14496	17088	13855	16715	16393	13389	44744	47192	91936
FCT	150	18155	19040	18212	18413	15458	16064	51825	53517	105342
Gombe	268	17749	11323	13602	10296	13056	10007	44407	31626	76033
Imo	247	71482	69524	68310	67804	63928	65254	203720	202582	406302
Jigawa	424	25287	16362	22088	12689	21493	11460	68868	40511	109379
Kaduna	411	29723	24162	30550	24778	30222	23153	90495	72093	162588
Kano	363	64997	46462	57009	38549	51716	33940	173722	118951	292673
Katsina	221	43536	32767	37021	29716	30722	23000	111279	85483	196762
Kebbi	224	34058	17476	30872	16057	31551	13642	96481	47175	143656
Kogi	746	11889	11531	11653	11027	10932	10154	34474	32712	67186
Kwara	407	2949	2723	2911	2614	2648	2419	8508	7756	16264
Lagos	348	56395	56632	52931	55578	46911	49165	156237	161375	317612
Nasarawa	389	4650	4570	4227	3993	3894	3738	12771	12301	25072
Niger	374	35817	23435	32630	21227	31298	20286	99745	64948	164693
Ogun	302	37577	35051	37248	36169	31343	31194	106168	102414	208582
Ondo	304	23530	22654	22732	22932	21228	20978	67490	66564	134054
Osun	439	24097	23547	23217	22537	22072	22681	69386	68765	138151
Oyo	567	40178	40115	41090	40734	38299	40168	119567	121017	240584
Plateau	305	10909	9118	11277	9642	10328	8574	32514	27334	59848
Rivers	268	19405	21520	19912	22399	20434	22585	59751	66504	126255
Sokoto	146	21140	11474	18328	10447	15601	8314	55069	30235	85304
Taraba	235	13283	8617	16624	10770	17562	10628	47469	30015	77484
Yobe	139	23268	17496	25330	17756	24670	15404	73268	50656	123924
Zamfara	187	20004	11142	18961	10014	16684	8283	55649	29439	85088
<b>National</b>	<b>11894</b>	<b>895617</b>	<b>769367</b>	<b>863795</b>	<b>747412</b>	<b>807647</b>	<b>691215</b>	<b>2567059</b>	<b>2207994</b>	<b>4775053</b>

Note: NA = Not Available

Table 3.6: Enrolment in Private Junior Secondary Schools by State, Class and Gender: 2013/2014

State	No. of schools	JSSI		JSS2		JSS3		Total		
		M	F	M	F	M	F	M	F	M+F
Abia	481	2633	2506	2677	2584	2665	2521	7975	7611	15586
Adamawa	103	1474	1404	1312	1265	1144	997	3930	3666	7596
Akwa Ibom	66	2447	2594	2471	2612	2468	2625	7386	7831	15217
Anambra	386	1760	1571	1351	1239	1080	1578	4191	4388	8579
Bauchi	115	3180	4016	2505	3123	2000	2811	7685	9950	17635
Bayelsa	69	1028	1104	898	898	785	849	2711	2851	5562
Benue	1854	91576	71842	91984	70771	93677	73259	277237	215872	493109
Borno	NA	NA	NA	NA	NA	NA	NA	NA	NA	NA
Cross River	316	19097	19558	21784	20489	18057	16166	58938	56213	115151
Delta	537	9365	10348	9893	10514	9978	10800	29236	31662	60898
Ebonyi	211	1080	1147	1121	1336	1219	1441	3420	3924	7344
Edo	735	7697	6766	7136	7152	7012	6347	21845	20265	42110
Ekiti	127	1506	1459	1409	1492	1446	1451	4361	4402	8763
Enugu	308	7650	8424	7455	8603	7383	9414	22488	26441	48929
FCT	273	832	861	794	722	719	755	2345	2338	4683
Gombe	138	12902	9508	9951	7679	9658	7337	32511	24524	57035
Imo	198	8269	8770	8688	8859	8876	9434	25833	27063	52896
Jigawa	22	491	435	427	350	377	303	1295	1088	2383
Kaduna	491	9346	9221	9048	8899	7761	7667	26155	25787	51942
Kano	450	8416	10582	7594	9719	6755	8533	22765	28834	51599
Katsina	96	3921	3292	3663	2888	2674	2215	10258	8395	18653
Kebbi	NA	NA	NA	NA	NA	NA	NA	NA	NA	NA
Kogi	217	3230	3311	2904	3032	2800	2841	8934	9184	18118
Kwara	230	2949	2723	2911	2614	2648	2359	8508	7696	16204
Lagos	NA	NA	NA	NA	NA	NA	NA	NA	NA	NA
Nasarawa	NA	NA	NA	NA	NA	NA	NA	NA	NA	NA
Niger	253	3868	3888	3379	3375	2656	2771	9903	10034	19937
Ogun	813	8897	8906	9092	9379	12772	12905	30761	31190	61951
Ondo	228	10331	10875	11416	11383	11826	10595	33573	32853	66426
Osun	NA	NA	NA	NA	NA	NA	NA	NA	NA	NA
Oyo	598	8270	8271	7493	7896	7424	8706	23187	24873	48060
Plateau	620	7096	6811	7943	7468	7949	7283	22988	21562	44550
Rivers	460	5118	5362	4824	4940	4638	4866	14580	15168	29748
Sokoto	42	1119	874	937	869	750	634	2806	2377	5183
Taraba	160	2433	2015	3046	2519	3217	2486	8696	7020	15716
Yobe	33	1586	1966	2406	2674	1892	2232	5884	6872	12756
Zamfara	39	860	724	635	532	531	440	2026	1696	3722
<b>National</b>	<b>10669</b>	<b>250427</b>	<b>231134</b>	<b>249147</b>	<b>227875</b>	<b>244837</b>	<b>224621</b>	<b>744411</b>	<b>683630</b>	<b>1428041</b>

Note: NA = Not Available

Table 3.7 Enrolment in Public and Private Junior Sec Schools by State, Class and Gender: 2014/2015

State	No .of schools	JSSI		JSS2		JSS3		Total		
		M	F	M	F	M	F	M	F	M+F
Abia	714	11168	11885	9792	11199	10795	12263	31755	35347	67102
Adamawa	552	17877	14795	20037	17624	17213	14245	55127	46664	101791
Akwa Ibom	307	62198	65933	60525	65200	54765	59130	177488	190263	367751
Anambra	755	21831	23797	20188	21607	19250	23233	61269	68637	129906
Bauchi	718	35157	25679	33638	23601	30294	20862	99089	70142	169231
Bayelsa	214	7491	7374	7266	6807	6757	6493	21514	20674	42188
Benue	1546	77505	60773	78262	60231	78961	62164	234728	183168	417896
Borno	NA	NA	NA	NA	NA	NA	NA	NA	NA	NA
Cross River	582	27493	28827	30960	30518	28667	29264	87120	88609	175729
Delta	976	38049	38538	37122	38029	33480	34427	108651	110994	219645
Ebonyi	222	10418	11121	13387	14385	12765	14921	36570	40427	76997
Edo	1050	28783	28785	29019	29392	28147	28637	85949	86814	172763
Ekiti	314	10471	10399	9313	9385	9233	9188	29017	28972	57989
Enugu	698	20618	23950	19857	23431	19144	23476	59619	70857	130476
FCT	423	24192	25612	23405	23598	20620	21980	68217	71190	139407
Gombe	432	16401	13104	16927	13384	15769	12365	49097	38853	87950
Imo	448	82198	80949	79757	79481	75449	77733	237404	238163	475567
Jigawa	417	22362	16464	22001	15569	19080	12359	63443	44392	107835
Kaduna	873	15970	14885	16086	15576	15437	14053	47493	44514	92007
Kano	907	90357	75806	78815	64393	73197	53926	242369	194125	436494
Katsina	340	55104	39690	48297	34299	41354	28757	144755	102746	247501
Kebbi	253	34007	16033	34159	16466	30866	14383	99032	46882	145914
Kogi	963	15359	15073	14792	14279	13950	13197	44101	42549	86650
Kwara	676	6686	6324	5750	5484	5460	5034	17896	16842	34738
Lagos	2902	88038	91896	71943	77415	63356	68952	223337	238263	461600
Nasarawa	382	16302	13216	16390	12764	16276	12707	48968	38687	87655
Niger	517	36278	24633	35690	24328	35506	22693	107474	71654	179128
Ogun	1118	52064	51917	47295	47037	47362	47155	146721	146109	292830
Ondo	532	38443	34097	39758	40091	32552	31530	110753	105718	216471
Osun	500	4352	4608	4121	4417	3925	4256	12398	13281	25679
Oyo	1325	54042	56391	53676	55162	58481	53543	166199	165096	331295
Plateau	918	21161	19120	20441	18298	19889	17353	61491	54771	116262
Rivers	728	23628	25239	24346	26593	24169	26276	72143	78108	150251
Sokoto	196	20500	11192	20028	10977	18204	10168	58732	32337	91069
Taraba	492	15318	11872	14167	10637	11153	8498	40638	31007	71645
Yobe	207	15467	10134	17676	10319	13573	8774	46716	29227	75943
Zamfara	232	22561	11733	21116	12275	19159	10092	62836	34100	96936
<b>National</b>	<b>24429</b>	<b>1139849</b>	<b>1021844</b>	<b>1096002</b>	<b>984251</b>	<b>1024258</b>	<b>914087</b>	<b>3260109</b>	<b>2920182</b>	<b>6180291</b>

Note: NA = Not Available

Table 3.8: Enrolment in Public Junior Secondary Schools by State, Class and Gender: 2014/2015

State	No .of schools	JSSI		JSS2		JSS3		Total		
		M	F	M	F	M	F	M	F	M+F
Abia	233	7221	8296	6047	7649	6939	8664	20207	24609	44816
Adamawa	449	16373	13362	18759	16333	16046	13228	51178	42923	94101
Akwa Ibom	241	59631	63207	57931	62455	52175	56371	169737	182033	351770
Anambra	257	20021	22276	18787	20318	18080	21605	56888	64199	121087
Bauchi	585	31745	21965	30219	19959	27538	17873	89502	59797	149299
Bayelsa	188	7224	7078	7040	6554	6559	6312	20823	19944	40767
Benue	821	41845	32797	42443	32671	42483	33636	126771	99104	225875
Borno	NA	NA	NA	NA	NA	NA	NA	NA	NA	NA
Cross River	266	8396	9269	9176	10029	10610	13098	28182	32396	60578
Delta	435	27604	27120	26389	26675	22662	22787	76655	76582	153237
Ebonyi	222	9338	9974	12266	13049	11546	13480	33150	36503	69653
Edo	315	20533	20613	20389	20807	19460	19946	60382	61366	121748
Ekiti	187	8965	8940	7904	7893	7787	7737	24656	24570	49226
Enugu	291	12815	15639	12767	15668	12411	15735	37993	47042	85035
FCT	150	20903	22586	20519	20776	18153	19466	59575	62828	122403
Gombe	287	13889	10378	14780	11024	13956	10440	42625	31842	74467
Imo	247	74156	72423	71307	70858	66817	68555	212280	211836	424116
Jigawa	399	21896	16084	21538	15207	18729	12097	62163	43388	105551
Kaduna	411	8271	7564	8381	8022	8058	7246	24710	22832	47542
Kano	376	80254	61672	69458	51859	65071	43244	214783	156775	371558
Katsina	233	50685	35877	44100	30964	37867	25942	132652	92783	225435
Kebbi	253	34007	16033	34159	16466	30866	14383	99032	46882	145914
Kogi	746	12129	11762	11888	11247	11150	10356	35167	33365	68532
Kwara	419	3343	3162	2875	2742	2730	2517	8948	8421	17369
Lagos	349	63378	65892	48696	52930	40538	44985	152612	163807	316419
Nasarawa	138	11652	8646	12163	8771	12382	8969	36197	26386	62583
Niger	384	34638	23051	34110	22944	32542	21371	101290	67366	168656
Ogun	305	41201	40680	35560	34995	32746	32060	109507	107735	217242
Ondo	304	23520	22636	22721	22906	21228	19789	67469	65331	132800
Osun	NA	NA	NA	NA	NA	NA	NA	NA	NA	NA
Oyo	631	41820	42472	41562	43048	46604	41011	129986	126531	256517
Plateau	298	13709	11969	12093	10457	11540	9894	37342	32320	69662
Rivers	268	18510	19877	19522	21653	19531	21410	57563	62940	120503
Sokoto	150	19087	10028	18672	9826	16993	9193	54752	29047	83799
Taraba	225	9965	7027	9454	6702	7805	5650	27224	19379	46603
Yobe	154	14222	8628	16518	8717	12565	7549	43305	24894	68199
Zamfara	186	21568	10797	20352	11429	18551	9393	60471	31619	92090
<b>National</b>	<b>11403</b>	<b>904514</b>	<b>789780</b>	<b>860545</b>	<b>753603</b>	<b>800718</b>	<b>695992</b>	<b>2565777</b>	<b>2239375</b>	<b>4805152</b>

Note: NA = Not Available

Table 3.9: Enrolment in Private Junior Secondary Schools by State, Class and Gender: 2014/2015

State	No. of schools	JSSI		JSS2		JSS3		Total		
		M	F	M	F	M	F	M	F	M+F
Abia	481	3947	3589	3745	3550	3856	3599	11548	10738	22286
Adamawa	103	1504	1433	1278	1291	1167	1017	3949	3741	7690
Akwa Ibom	66	2567	2726	2594	2745	2590	2759	7751	8230	15981
Anambra	498	1810	1521	1401	1289	1170	1628	4381	4438	8819
Bauchi	133	3412	3714	3419	3642	2756	2989	9587	10345	19932
Bayelsa	26	267	296	226	253	198	181	691	730	1421
Benue	725	35660	27976	35819	27560	36478	28528	107957	84064	192021
Borno	NA	NA	NA	NA	NA	NA	NA	NA	NA	NA
Cross River	316	19097	19558	21784	20489	18057	16166	58938	56213	115151
Delta	541	10445	11418	10733	11354	10818	11640	31996	34412	66408
Ebonyi		1080	1147	1121	1336	1219	1441	3420	3924	7344
Edo	735	8250	8172	8630	8585	8687	8691	25567	25448	51015
Ekiti	127	1506	1459	1409	1492	1446	1451	4361	4402	8763
Enugu	407	7803	8311	7090	7763	6733	7741	21626	23815	45441
FCT	273	3289	3026	2886	2822	2467	2514	8642	8362	17004
Gombe	145	2512	2726	2147	2360	1813	1925	6472	7011	13483
Imo	201	8042	8526	8450	8623	8632	9178	25124	26327	51451
Jigawa	18	466	380	463	362	351	262	1280	1004	2284
Kaduna	462	7699	7321	7705	7554	7379	6807	22783	21682	44465
Kano	531	10103	14134	9357	12534	8126	10682	27586	37350	64936
Katsina	107	4419	3813	4197	3335	3487	2815	12103	9963	22066
Kebbi	NA	NA	NA	NA	NA	NA	NA	NA	NA	NA
Kogi	217	3230	3311	2904	3032	2800	2841	8934	9184	18118
Kwara	257	3343	3162	2875	2742	2730	2517	8948	8421	17369
Lagos	2553	24660	26004	23247	24485	22818	23967	70725	74456	145181
Nasarawa	244	4650	4570	4227	3993	3894	3738	12771	12301	25072
Niger	133	1640	1582	1580	1384	2964	1322	6184	4288	10472
Ogun	813	10863	11237	11735	12042	14616	15095	37214	38374	75588
Ondo	228	14923	11461	17037	17185	11324	11741	43284	40387	83671
Osun	500	4352	4608	4121	4417	3925	4256	12398	13281	25679
Oyo	694	12222	13919	12114	12114	11877	12532	36213	38565	74778
Plateau	620	7452	7151	8348	7841	8349	7459	24149	22451	46600
Rivers	460	5118	5362	4824	4940	4638	4866	14580	15168	29748
Sokoto	46	1413	1164	1356	1151	1211	975	3980	3290	7270
Taraba	267	5353	4845	4713	3935	3348	2848	13414	11628	25042
Yobe	53	1245	1506	1158	1602	1008	1225	3411	4333	7744
Zamfara	46	993	936	764	846	608	699	2365	2481	4846
<b>National</b>	<b>13026</b>	<b>235335</b>	<b>232064</b>	<b>235457</b>	<b>230648</b>	<b>223540</b>	<b>218095</b>	<b>694332</b>	<b>680807</b>	<b>1375139</b>

Note: NA = Not Available

Table 3.10 Enrolment in Public and Private Junior Secondary Schools by State, Class and Gender: 2015/2016

State	No .of schools	JSSI		JSS2		JSS3		Total		
		M	F	M	F	M	F	M	F	M+F
Abia	714	5457	6703	5259	6348	4993	6582	15709	19633	35342
Adamawa	552	18241	15096	20481	17983	17564	14535	56286	47614	103900
Akwa Ibom	331	25609	35314	32231	29701	30660	27417	88500	92432	180932
Anambra	770	16669	16715	15395	16171	14000	15662	46064	48548	94612
Bauchi	1340	39818	30143	37739	27397	34553	24699	112110	82239	194349
Bayelsa	238	6191	6210	6121	5713	5567	5549	17879	17472	35351
Benue	1238	30253	26431	27158	23153	26207	22064	83618	71648	155266
Borno	364	22246	18975	22841	18957	21151	17086	66238	55018	121256
Cross River	379	12136	11347	11157	10389	9782	9501	33075	31237	64312
Delta	801	25520	26314	25429	25241	28791	23833	79740	75388	155128
Ebonyi	514	15588	17290	15146	17091	15115	16360	45849	50741	96590
Edo	757	24543	24820	24174	23525	22496	23025	71213	71370	142583
Ekiti	351	10409	10199	9904	10286	8760	9119	29073	29604	58677
Enugu	2200	19148	22085	18588	22358	17812	21816	55548	66259	121807
FCT	170	14484	14610	16113	17049	14608	14463	45205	46122	91327
Gombe	701	19503	15523	16207	13179	15518	12298	51228	41000	92228
Imo	317	69757	70062	70518	70948	68262	67770	208537	208780	417317
Jigawa	588	31372	22187	27697	20082	26239	17580	85308	59849	145157
Kaduna	945	75886	61619	48277	39665	43432	36763	167595	138047	305642
Kano	1800	88864	76150	77942	64367	69104	56044	235910	196561	432471
Katsina	588	59318	42536	50097	36343	45253	32635	154668	111514	266182
Kebbi	388	26631	14796	25199	13820	23536	12870	75366	41486	116852
Kogi	701	10721	10484	11827	11156	10972	10293	33520	31933	65453
Kwara	1636	22002	21429	22390	21490	21547	20269	65939	63188	129127
Lagos	2901	91185	93031	78269	80293	62930	66339	232384	239663	472047
Nasarawa	649	14843	12793	19567	16987	19279	16653	53689	46433	100122
Niger	1772	43941	32685	41032	31616	39282	28820	124255	93121	217376
Ogun	1106	47139	47223	46577	45286	41377	41105	135093	133614	268707
Ondo	499	20660	20844	20558	21571	18056	18217	59274	60632	119906
Osun	540	21383	20963	21524	21383	20969	20144	63876	62490	126366
Oyo	3906	51964	51565	48885	50177	45901	47088	146750	148830	295580
Plateau	748	17783	15879	18006	16774	16558	15195	52347	47848	100195
Rivers	719	16290	17961	20683	20333	18660	21398	55633	59692	115325
Sokoto	232	27331	15602	21836	13091	18845	10542	68012	39235	107247
Taraba	915	24507	17608	22438	16502	20426	15108	67371	49218	116589
Yobe	158	15230	11473	14801	11494	12612	9042	42643	32009	74652
Zamfara	305	23089	12079	22913	11756	22039	11138	68041	34973	103014
<b>National</b>	<b>32833</b>	<b>1105711</b>	<b>986744</b>	<b>1034979</b>	<b>919675</b>	<b>952856</b>	<b>839022</b>	<b>3093546</b>	<b>2745441</b>	<b>5838987</b>

Note: NA = Not Available

Table 3.11: Enrolment in Public Junior Secondary Schools by State, Class and Gender: 2015/2016

State	No. of schools	JSS1		JSS2		JSS3		Total		
		M	F	M	F	M	F	M	F	M+F
Abia	233	2287	3161	2261	3155	2213	3458	6761	9774	16535
Adamawa	449	16707	13634	19142	16666	16373	13497	52222	43797	96019
Akwa Ibom	236	23547	32975	30250	27371	28643	25308	82440	85654	168094
Anambra	257	14829	15064	13964	14852	12797	14004	41590	43920	85510
Bauchi	607	33637	23579	32327	21451	29810	19502	95774	64532	160306
Bayelsa	156	5464	5438	5427	4968	4975	4886	15866	15292	31158
Benue	727	18968	16351	15998	13392	15340	12514	50306	42257	92563
Borno	325	21215	18083	21792	17812	20352	16292	63359	52187	115546
Cross River	210	8858	8088	8221	7487	7254	6869	24333	22444	46777
Delta	383	19940	20617	20245	19805	23870	18606	64055	59028	123083
Ebonyi	209	11103	12591	10780	12422	10797	11722	32680	36735	69415
Edo	305	16417	17063	17080	16551	15741	16351	49238	49965	99203
Ekiti	187	8384	8357	8141	8336	7146	7445	23671	24138	47809
Enugu	292	12260	14641	12231	15275	12223	15333	36714	45249	81963
FCT	122	14017	14188	15674	16650	14199	14113	43890	44951	88841
Gombe	291	16174	12106	13312	10234	13068	9865	42554	32205	74759
Imo	285	69287	69543	70019	70434	67893	67345	207199	207322	414521
Jigawa	431	30749	21736	27186	19703	25816	17266	83751	58705	142456
Kaduna	420	67334	53225	39815	31608	35929	29639	143078	114472	257550
Kano	947	79640	64444	70304	54428	62235	47351	212179	166223	378402
Katsina	240	52938	37262	45477	32133	40691	28798	139106	98193	237299
Kebbi	264	25475	13795	24240	13020	22724	12150	72439	38965	111404
Kogi	484	7321	7000	8769	7963	8026	7303	24116	22266	46382
Kwara	433	18639	18254	19380	18613	18884	17828	56903	54695	111598
Lagos	348	66525	67027	55022	55808	40112	42372	161659	165207	326866
Nasarawa	389	11321	9558	16130	13877	16627	13869	44078	37304	81382
Niger	457	37820	26776	35862	26671	35159	24739	108841	78186	187027
Ogun	298	35356	35502	34755	33707	28544	28092	98655	97301	195956
Ondo	308	17880	18206	18188	19116	15658	15904	51726	53226	104952
Osun	415	19549	19205	20098	19845	19617	18712	59264	57762	117026
Oyo	556	39714	39300	38253	38987	35357	36048	113324	114335	227659
Plateau	322	9873	8636	10413	9321	9408	8179	29694	26136	55830
Rivers	259	11172	12599	15859	15393	14022	16532	41053	44524	85577
Sokoto	168	25798	14183	20718	11851	17937	9532	64453	35566	100019
Taraba	207	8962	6002	8356	5772	7891	5599	25209	17373	42582
Yobe	119	14268	10156	14003	10433	11938	8161	40209	28750	68959
Zamfara	181	21665	10744	21825	10648	21177	10230	64667	31622	96289
<b>National</b>	<b>12520</b>	<b>915093</b>	<b>799089</b>	<b>861517</b>	<b>745758</b>	<b>790446</b>	<b>675414</b>	<b>2567056</b>	<b>2220261</b>	<b>4787317</b>

Note: NA = Not Available

Table 3.12: Enrolment in Private Junior Secondary Schools by State, Class and Gender: 2015/2016

State	No .of schools	JSSI		JSS2		JSS3		Total		
		M	F	M	F	M	F	M	F	M+F
Abia	481	3170	3542	2998	3193	2780	3124	8948	9859	18807
Adamawa	103	1534	1462	1339	1317	1191	1038	4064	3817	7881
Akwa Ibom	95	2062	2339	1981	2330	2017	2109	6060	6778	12838
Anambra	513	1840	1651	1431	1319	1203	1658	4474	4628	9102
Bauchi	733	6181	6564	5412	5946	4743	5197	16336	17707	34043
Bayelsa	82	727	772	694	745	592	663	2013	2180	4193
Benue	511	11285	10080	11160	9761	10867	9550	33312	29391	62703
Borno	39	1031	892	1049	1145	799	794	2879	2831	5710
Cross River	169	3278	3259	2936	2902	2528	2632	8742	8793	17535
Delta	418	5580	5697	5184	5436	4921	5227	15685	16360	32045
Ebonyi	305	4485	4699	4366	4669	4318	4638	13169	14006	27175
Edo	452	8126	7757	7094	6974	6755	6674	21975	21405	43380
Ekiti	164	2025	1842	1763	1950	1614	1674	5402	5466	10868
Enugu	1908	6888	7444	6357	7083	5589	6483	18834	21010	39844
FCT	48	467	422	439	399	409	350	1315	1171	2486
Gombe	410	3329	3417	2895	2945	2450	2433	8674	8795	17469
Imo	32	470	519	499	514	369	425	1338	1458	2796
Jigawa	157	623	451	511	379	423	314	1557	1144	2701
Kaduna	525	8552	8394	8462	8057	7503	7124	24517	23575	48092
Kano	853	9224	11706	7638	9939	6869	8693	23731	30338	54069
Katsina	348	6380	5274	4620	4210	4562	3837	15562	13321	28883
Kebbi	124	1156	1001	959	800	812	720	2927	2521	5448
Kogi	217	3400	3484	3058	3193	2946	2990	9404	9667	19071
Kwara	1203	3363	3175	3010	2877	2663	2441	9036	8493	17529
Lagos	2553	24660	26004	23247	24485	22818	23967	70725	74456	145181
Nasarawa	260	3522	3235	3437	3110	2652	2784	9611	9129	18740
Niger	1315	6121	5909	5170	4945	4123	4081	15414	14935	30349
Ogun	808	11783	11721	11822	11579	12833	13013	36438	36313	72751
Ondo	191	2780	2638	2370	2455	2398	2313	7548	7406	14954
Osun	125	1834	1758	1426	1538	1352	1432	4612	4728	9340
Oyo	3350	12250	12265	10632	11190	10544	11040	33426	34495	67921
Plateau	426	7910	7243	7593	7453	7150	7016	22653	21712	44365
Rivers	460	5118	5362	4824	4940	4638	4866	14580	15168	29748
Sokoto	64	1533	1419	1118	1240	908	1010	3559	3669	7228
Taraba	708	15545	11606	14082	10730	12535	9509	42162	31845	74007
Yobe	39	962	1317	798	1061	674	881	2434	3259	5693
Zamfara	124	1424	1335	1088	1108	862	908	3374	3351	6725
<b>National</b>	<b>20313</b>	<b>190618</b>	<b>187655</b>	<b>173462</b>	<b>173917</b>	<b>162410</b>	<b>163608</b>	<b>526490</b>	<b>525180</b>	<b>1051670</b>

Note: NA = Not Available



### 3.4 Gross Enrolment Rate in Junior Secondary Schools by State and Gender:

Tables 3.13 and 3.14 present Gross enrolment rate, Gender parity index and percentage of females enrolled by State and Gender 2013/2014 to 2015/2016. In addition, Net Enrolment Rate (2015/2016) is provided in table 3.15.

Table 3.13 Gross Enrolment Rate in Junior Secondary Schools by State and Gender: 2013/2014

State	Enrolment			Population ( 12 - 14 )			Gross Enrolment Rate (GER)			Gender parity Index (GPI)GER	% of females
	M	F	M+F	m	f	(m+f)	(M/m)	(F/f)	{(M+F)/(m+f)}		
Abia	27,907	32,397	60,304	129433	128050	257484	21.6	25.3	23.4	1.2	53.7
Adamawa	65125	50101	115226	143260	140094	283354	45.5	35.8	40.7	0.8	43.5
Akwa Ibom	169039	181196	350235	189389	183250	372640	89.3	98.9	94.0	1.1	51.7
Anambra	40461	46377	86838	193122	187825	380947	21.0	24.7	22.8	1.2	53.4
Bauchi	89104	62195	151299	223845	215775	439619	39.8	28.8	34.4	0.7	41.1
Bayelsa	21162	20634	41796	80740	76705	157445	26.2	26.9	26.5	1.0	49.4
Benue	383199	298396	681595	199752	196548	396301	191.8	151.8	172.0	0.8	43.8
Borno	NA	NA	NA	197145	182965	380110	NA	NA	NA	NA	NA
Cross River	87120	88609	175729	134244	129591	263835	64.9	68.4	66.6	1.1	50.4
Delta	92476	95499	187975	190514	188106	378621	48.5	50.8	49.6	1.0	50.8
Ebonyi	36604	37166	73770	98233	102722	200954	37.3	36.2	36.7	1.0	50.4
Edo	70044	67797	137841	141522	138530	280052	49.5	48.9	49.2	1.0	49.2
Ekiti	26813	23441	50254	120218	117046	237264	22.3	20.0	21.2	0.9	46.6
Enugu	67232	73633	140865	146000	152927	298927	46.0	48.1	47.1	1.0	52.3
FCT	54170	55855	110025	85851	78813	164664	63.1	70.9	66.8	1.1	50.8
Gombe	76918	56150	133068	120065	108157	228222	64.1	51.9	58.3	0.8	42.2
Imo	229553	229645	459198	184397	182031	366428	124.5	126.2	125.3	1.0	50.0
Jigawa	70163	41599	111762	188063	185047	373110	37.3	22.5	30.0	0.6	37.2
Kaduna	116650	97880	214530	278364	272292	550655	41.9	35.9	39.0	0.9	45.6
Kano	196487	147785	344272	464451	418010	882462	42.3	35.4	39.0	0.8	42.9
Katsina	121537	93878	215415	262201	253751	515952	46.4	37.0	41.8	0.8	43.6
Kebbi	96481	47175	143656	145525	144931	290456	66.3	32.5	49.5	0.5	32.8
Kogi	43408	41896	85304	151273	148394	299668	28.7	28.2	28.5	1.0	49.1
Kwara	17016	15452	32468	106518	104531	211049	16.0	14.8	15.4	0.9	47.6
Lagos	156237	161375	317612	347897	323956	671853	44.9	49.8	47.3	1.1	50.8
Nasarawa	12771	12301	25072	84404	82773	167177	15.1	14.9	15.0	1.0	49.1
Niger	109648	74982	184630	181911	177025	358935	60.3	42.4	51.4	0.7	40.6
Ogun	136929	133604	270533	157052	158847	315898	87.2	84.1	85.6	1.0	49.4
Ondo	101063	99417	200480	160447	157765	318211	63.0	63.0	63.0	1.0	49.6
Osun	69386	68765	138151	163919	159067	322986	42.3	43.2	42.8	1.0	49.8
Oyo	142754	145890	288644	254707	252535	507242	56.0	57.8	56.9	1.0	50.5
Plateau	55502	48896	104398	145007	145780	290787	38.3	33.5	35.9	0.9	46.8
Rivers	74331	81672	156003	249460	235718	485177	29.8	34.6	32.2	1.2	52.4
Sokoto	57875	32612	90487	161514	159363	320877	35.8	20.5	28.2	0.6	36.0
Taraba	56164	37035	93199	104330	99961	204291	53.8	37.0	45.6	0.7	39.7
Yobe	79152	57528	136680	114584	106145	220729	69.1	54.2	61.9	0.8	42.1
Zamfara	57675	31135	88810	145147	144757	289904	39.7	21.5	30.6	0.5	35.1
<b>National</b>	<b>3,308,156</b>	<b>2,889,968</b>	<b>6,198,124</b>	<b>6431760</b>	<b>6228101</b>	<b>12659860</b>	<b>51.4</b>	<b>46.4</b>	<b>49.0</b>	<b>0.9</b>	<b>46.6</b>

Note: NA = Not Available

Table 3.14 Gross Enrolment Rate in Junior Secondary School by State and Gender: 2014/2015

State	Enrolment			Population			Gross Enrolment Rate (GER)			Gender parity Index (GPI) GER	% of female
	M	F	M+F	m	f	(m+f)	(M/m)	(F/f)	{(M+F)/(m+f)}		
Abia	31,755	35,347	67,102	133011	131590	264601	23.9	26.9	25.4	1.13	52.7
Adamawa	55127	46664	101791	147393	144136	291529	37.4	32.4	34.9	0.87	45.8
Akwa Ibom	177488	190263	367751	195774	189428	385202	90.7	100.4	95.5	1.11	51.7
Anambra	61269	68637	129906	198527	193082	391609	30.9	35.5	33.2	1.15	52.8
Bauchi	99089	70142	169231	231453	223108	454561	42.8	31.4	37.2	0.73	41.4
Bayelsa	21514	20674	42188	83097	78945	162042	25.9	26.2	26.0	1.01	49.0
Benue	234728	183168	417896	205818	202517	408336	114.0	90.4	102.3	0.79	43.8
Borno	NA	NA	NA	497951	462136	960087	NA	NA	NA	NA	NA
Cross River	87120	88609	175729	138124	133337	271461	63.1	66.5	64.7	1.05	50.4
Delta	108651	110994	219645	196666	194181	390847	55.2	57.2	56.2	1.03	50.5
Ebonyi	36570	40427	76997	100998	105613	206611	36.2	38.3	37.3	1.06	52.5
Edo	85949	86814	172763	145447	142372	287820	59.1	61.0	60.0	1.03	50.3
Ekiti	29017	28972	57989	123962	120691	244653	23.4	24.0	23.7	1.03	50.0
Enugu	59619	70857	130476	150385	157520	307905	39.6	45.0	42.4	1.13	54.3
FCT	68217	71190	139407	94077	86365	180441	72.5	82.4	77.3	1.14	51.1
Gombe	49097	38853	87950	123946	111653	235598	39.6	34.8	37.3	0.88	44.2
Imo	237404	238163	475567	190290	187848	378138	124.8	126.8	125.8	1.02	50.1
Jigawa	63443	44392	107835	193527	190423	383950	32.8	23.3	28.1	0.71	41.2
Kaduna	47493	44514	92007	286923	280664	567588	16.6	15.9	16.2	0.96	48.4
Kano	242369	194125	436494	480076	432073	912149	50.5	44.9	47.9	0.89	44.5
Katsina	144755	102746	247501	270173	261466	531638	53.6	39.3	46.6	0.73	41.5
Kebbi	99032	46882	145914	150138	149525	299664	66.0	31.4	48.7	0.48	32.1
Kogi	44101	42549	86650	155853	152887	308740	28.3	27.8	28.1	0.98	49.1
Kwara	17896	16842	34738	109667	107622	217288	16.3	15.6	16.0	0.96	48.5
Lagos	223337	238263	461600	359198	334480	693679	62.2	71.2	66.5	1.15	51.6
Nasarawa	48968	38687	87655	86977	85297	172274	56.3	45.4	50.9	0.81	44.1
Niger	107474	71654	179128	188151	183097	371248	57.1	39.1	48.3	0.69	40.0
Ogun	146721	146109	292830	162262	164116	326378	90.4	89.0	89.7	0.98	49.9
Ondo	110753	105718	216471	165271	162508	327778	67.0	65.1	66.0	0.97	48.8
Osun	12398	13281	25679	169181	164174	333354	7.3	8.1	7.7	1.10	51.7
Oyo	166199	165096	331295	263258	261013	524270	63.1	63.3	63.2	1.00	49.8
Plateau	61491	54771	116262	149267	150063	299330	41.2	36.5	38.8	0.89	47.1
Rivers	72143	78108	150251	257992	243780	501771	28.0	32.0	29.9	1.15	52.0
Sokoto	58732	32337	91069	166417	164200	330617	35.3	19.7	27.5	0.56	35.5
Taraba	40638	31007	71645	107365	102870	210236	37.9	30.1	34.1	0.80	43.3
Yobe	46716	29227	75943	118640	109903	228543	39.4	26.6	33.2	0.68	38.5
Zamfara	62836	34100	96936	149796	149392	299188	41.9	22.8	32.4	0.54	35.2
<b>National</b>	<b>3,260,109</b>	<b>2,920,182</b>	<b>6,180,291</b>	<b>6636712</b>	<b>6426564</b>	<b>13063276</b>	<b>49.1</b>	<b>45.4</b>	<b>47.3</b>	<b>0.93</b>	<b>47.2</b>

Note: NA = Not Available

Table 3.15 Gross Enrolment Rate In Junior Secondary School by State and Gender: 2015/2016

State	Enrolment			Population(12-14)			Gross Enrolment Rate (GER)			Gender Parity Index (GPI) GER
	M	F	M+F	m	f	m+f	M/m	F/f	M+F/m+f	
Abia	15,709	19,633	35,342	136688	135228	271916	11.5	14.5	13.0	1.3
Adamawa	56286	47614	103900	151646	148294	299940	37.1	32.1	34.6	0.9
Akwa Ibom	88500	92432	180932	202374	195814	398188	43.7	47.2	45.4	1.1
Anambra	46064	48548	94612	204084	198486	402570	22.6	24.5	23.5	1.1
Bauchi	112110	82239	194349	239319	230691	470010	46.8	35.6	41.3	0.8
Bayelsa	17879	17472	35351	85523	81249	166772	20.9	21.5	21.2	1.0
Benue	83618	71648	155266	212069	208667	420736	39.4	34.3	36.9	0.9
Borno	66238	55018	121256	491747	456378	948126	13.5	12.1	12.8	0.9
Cross River	33075	31237	64312	142116	137191	279307	23.3	22.8	23.0	1.0
Delta	79740	75388	155128	203017	200451	403468	39.3	37.6	38.4	1.0
Ebonyi	45849	50741	96590	103841	108586	212426	44.2	46.7	45.5	1.1
Edo	71213	71370	142583	149482	146321	295803	47.6	48.8	48.2	1.0
Ekiti	29073	29604	58677	127822	124450	252272	22.7	23.8	23.3	1.0
Enugu	55548	66259	121807	154901	162251	317152	35.9	40.8	38.4	1.1
FCT	45205	46122	91327	103091	94640	197731	43.8	48.7	46.2	1.1
Gombe	51228	41000	92228	127952	115262	243214	40.0	35.6	37.9	0.9
Imo	208537	208780	417317	196372	193852	390223	106.2	107.7	106.9	1.0
Jigawa	85308	59849	145157	199149	195955	395104	42.8	30.5	36.7	0.7
Kaduna	167595	138047	305642	295746	289295	585041	56.7	47.7	52.2	0.8
Kano	235910	196561	432471	496227	446609	942836	47.5	44.0	45.9	0.9
Katsina	154668	111514	266182	278387	269415	547802	55.6	41.4	48.6	0.7
Kebbi	75366	41486	116852	154898	154265	309163	48.7	26.9	37.8	0.6
Kogi	33520	31933	65453	160572	157516	318088	20.9	20.3	20.6	1.0
Kwara	65939	63188	129127	112909	110804	223712	58.4	57.0	57.7	1.0
Lagos	232384	239663	472047	370867	345346	716213	62.7	69.4	65.9	1.1
Nasarawa	53689	46433	100122	89629	87897	177526	59.9	52.8	56.4	0.9
Niger	124255	93121	217376	194605	189379	383984	63.8	49.2	56.6	0.8
Ogun	135093	133614	268707	167644	169560	337205	80.6	78.8	79.7	1.0
Ondo	59274	60632	119906	170240	167394	337634	34.8	36.2	35.5	1.0
Osun	63876	62490	126366	174612	169444	344056	36.6	36.9	36.7	1.0
Oyo	146750	148830	295580	272095	269775	541871	53.9	55.2	54.5	1.0
Plateau	52347	47848	100195	153653	154471	308124	34.1	31.0	32.5	0.9
Rivers	55633	59692	115325	266816	252117	518933	20.9	23.7	22.2	1.1
Sokoto	68012	39235	107247	171468	169184	340652	39.7	23.2	31.5	0.6
Taraba	67371	49218	116589	110490	105863	216353	61.0	46.5	53.9	0.8
Yobe	42643	32009	74652	122840	113793	236633	34.7	28.1	31.5	0.8
Zamfara	68041	34973	103014	154593	154177	308770	44.0	22.7	33.4	0.5
<b>National</b>	<b>3,093,546</b>	<b>2,745,441</b>	<b>5,838,987</b>	<b>6848196</b>	<b>6631351</b>	<b>13479547</b>	<b>45.2</b>	<b>41.4</b>	<b>43.3</b>	<b>0.9</b>

### 3.5 DISTRIBUTION OF JSS ENROLMENT

The percentage distribution of JSS enrolment for three years (2013/2014 - 2015/2016) in public and private schools are summarized in table 3.16

Table 3.16: Percentage of Junior Secondary Schools Enrolment (Public and Private): 2013/2014 - 2015/2016

State	2013/2014			% of Schools Enrolment			2014/2015			% of Schools Enrolment			2015/2016			% of Schools Enrolment	
	Total Enrolment			Public	Private	Public+Private	Total Enrolment			Public	Private	Public+Private	Total Enrolment			Public	Private
	Public	Private	Public+Private				Public	Private	Public+Private				Public	Private	Public+Private		
Abia	44718	15586	60304	74.2	25.8	44816	22286	67102	66.8	33.2	16535	18807	35342	46.8	53.2		
Adamawa	107630	7596	115226	93.4	6.6	94101	7690	101791	92.4	7.6	96019	7881	103900	92.4	7.6		
Akwa Ibom	335018	15217	350235	95.7	4.3	351770	15981	367751	95.7	4.3	168094	12838	180932	92.9	7.1		
Anambra	78259	8579	86838	90.1	9.9	121087	8819	129906	93.2	6.8	85510	9102	94612	90.4	9.6		
Bauchi	133664	17635	151299	88.3	11.7	149299	19932	169231	88.2	11.8	160306	34043	194349	82.5	17.5		
Bayelsa	36234	5562	41796	86.7	13.3	40767	1421	42188	96.6	3.4	31158	4193	35351	88.1	11.9		
Benue	188486	493109	681595	27.7	72.3	225875	192021	417896	54.1	45.9	92563	62703	155266	59.6	40.4		
Borno	NA	NA	NA	NA	NA	NA	NA	NA	NA	NA	115546	5710	121256	95.3	4.7		
Cross River	60578	115151	175729	34.5	65.5	60578	115151	175729	34.5	65.5	46777	17535	64312	72.7	27.3		
Delta	127077	60898	187975	67.6	32.4	153237	66408	219645	69.8	30.2	123083	32045	155128	79.3	20.7		
Ebonyi	66426	7344	73770	90.0	10.0	69653	7344	76997	90.5	9.5	69415	27175	96590	71.9	28.1		
Edo	95731	42110	137841	69.5	30.5	121748	51015	172763	70.5	29.5	99203	43380	142583	69.6	30.4		
Ekiti	41491	8763	50254	82.6	17.4	49226	8763	57989	84.9	15.1	47809	10868	58677	81.5	18.5		
Enugu	91936	48929	140865	65.3	34.7	85035	45441	130476	65.2	34.8	81963	39844	121807	67.3	32.7		
FCT	105342	4683	110025	95.7	4.3	122403	17004	139407	87.8	12.2	88841	2486	91327	97.3	2.7		
Gombe	76033	57035	133068	57.1	42.9	74467	13483	87950	84.7	15.3	74759	17469	92228	81.1	18.9		
Imo	406302	52896	459198	88.5	11.5	424116	51451	475567	89.2	10.8	414521	2796	417317	99.3	0.7		
Jigawa	109379	2383	111762	97.9	2.1	105551	2284	107835	97.9	2.1	142456	2701	145157	98.1	1.9		
Kaduna	162588	51942	214530	75.8	24.2	47542	44465	92007	51.7	48.3	257550	48092	305642	84.3	15.7		
Kano	292673	51599	344272	85.0	15.0	371558	64936	436494	85.1	14.9	378402	54069	432471	87.5	12.5		
Katsina	196762	18653	215415	91.3	8.7	225435	22066	247501	91.1	8.9	237299	28883	266182	89.1	10.9		
Kebbi	143656	NA	143656	100.0	NA	145914	NA	145914	100.0	NA	111404	5448	116852	95.3	4.7		
Kogi	67186	18118	85304	78.8	21.2	68532	18118	86650	79.1	20.9	46382	19071	65453	70.9	29.1		
Kwara	16264	16204	32468	50.1	49.9	17369	17369	34738	50.0	50.0	111598	17529	129127	86.4	13.6		
Lagos	317612	NA	317612	100.0	NA	316419	145181	461600	68.5	31.5	326866	145181	472047	69.2	NA		
Nasarawa	25072	NA	25072	100.0	NA	62583	25072	87655	71.4	28.6	81382	18740	100122	81.3	18.7		
Niger	164693	19937	184630	89.2	10.8	168656	10472	179128	94.2	5.8	187027	30349	217376	86.0	14.0		
Ogun	208582	61951	270533	77.1	22.9	217242	75588	292830	74.2	25.8	195956	72751	268707	72.9	27.1		
Ondo	134054	66426	200480	66.9	33.1	132800	83671	216471	61.3	38.7	104952	14954	119906	87.5	12.5		
Osun	138151	NA	138151	100.0	NA	NA	25679	25679	NA	100.0	117026	9340	126366	92.6	7.4		
Oyo	240584	48060	288644	83.3	16.7	256517	74778	331295	77.4	22.6	227659	67921	295580	77.0	23.0		
Plateau	59848	44550	104398	57.3	42.7	69662	46600	116262	59.9	40.1	55830	44365	100195	55.7	44.3		
Rivers	126255	29748	156003	80.9	19.1	120503	29748	150251	80.2	19.8	85577	29748	115325	74.2	25.8		
Sokoto	85304	5183	90487	94.3	5.7	83799	7270	91069	92.0	8.0	100019	7228	107247	93.3	6.7		
Taraba	77483	15716	93199	83.1	16.9	46603	25042	71645	65.0	35.0	42582	74007	116589	36.5	63.5		
Yobe	123924	12756	136680	90.7	9.3	68199	7744	75943	89.8	10.2	68959	5693	74652	92.4	7.6		
Zamfara	85088	3722	88810	95.8	4.2	92090	4846	96936	95.0	5.0	96289	6725	103014	93.5	6.5		
<b>National</b>	<b>4770083</b>	<b>1428041</b>	<b>6198124</b>	<b>77.0</b>	<b>23.0</b>	<b>4805152</b>	<b>1375139</b>	<b>6180291</b>	<b>77.7</b>	<b>22.3</b>	<b>4787317</b>	<b>1051670</b>	<b>5838987</b>	<b>82.0</b>	<b>18.0</b>		

Note: NA = Not Available

### 3.6 Enrolment by Geo-Political Zones

The enrolment of JSS students by Geo-political Zones by Gender from 2013/2014 to 2015/2016 are shown on tables 3.17 to 3.19. The graphical summaries are shown on fig 3.5 to 3.7

Table 3.17 Student Enrolment by Geo-Political Zones and Gender: 2013/2014

Zone	M	F	M+F
North Central	675,714	547,778	1,223,492
North East	366,464	263,009	629,473
North West	716,868	492,064	1,208,932
South East	401,757	419,218	820,975
South South	514,172	535,407	1,049,579
South West	636,495	634,148	1,270,643

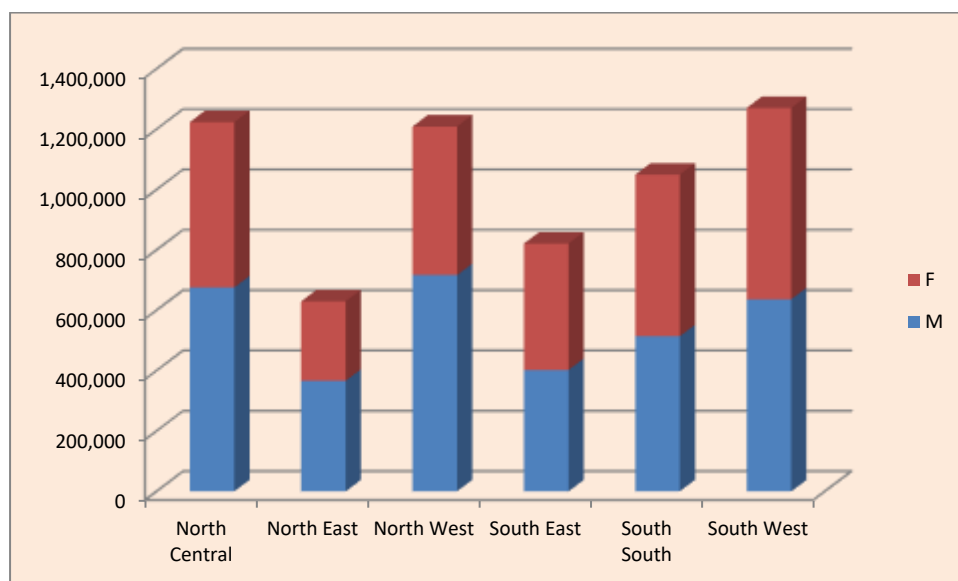


Fig 3.5 Student Enrolment by Geo-political Zones and Gender: 2013/2014

Table 3.18 Student Enrolment by Geo-Political Zones and Gender: 2014/2015

Zone	M	F	M+F
North Central	582,875	478,861	1,061,736
North East	290,667	215,893	506,560
North West	718,660	499,096	1,217,756
South East	426,617	453,431	880,048
South South	552,865	575,462	1,128,327
South West	688,425	697,439	1,385,864

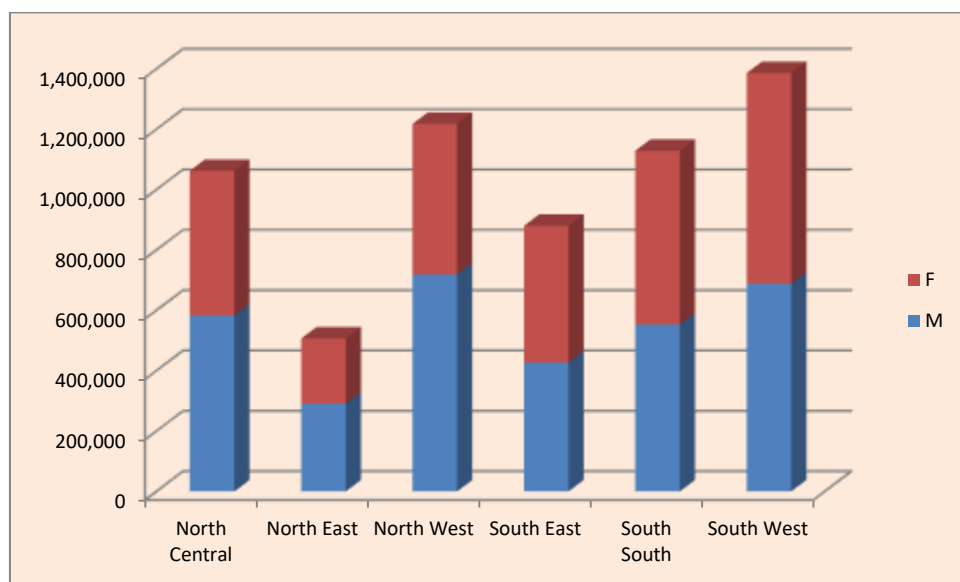


Fig 3.6 Student Enrolment by Geo-political Zones and Gender: 2014/2015

Table 3.19 Student Enrolment by Geo-Political Zones and Gender: 2015/2016

Zone	M	F	M+F
North Central	458,573	400,293	858,866
North East	395,876	307,098	702,974
North West	854,900	621,665	1,476,565
South East	371,707	393,961	765,668
South South	346,040	347,591	693,631
South West	666,450	674,833	1,341,283

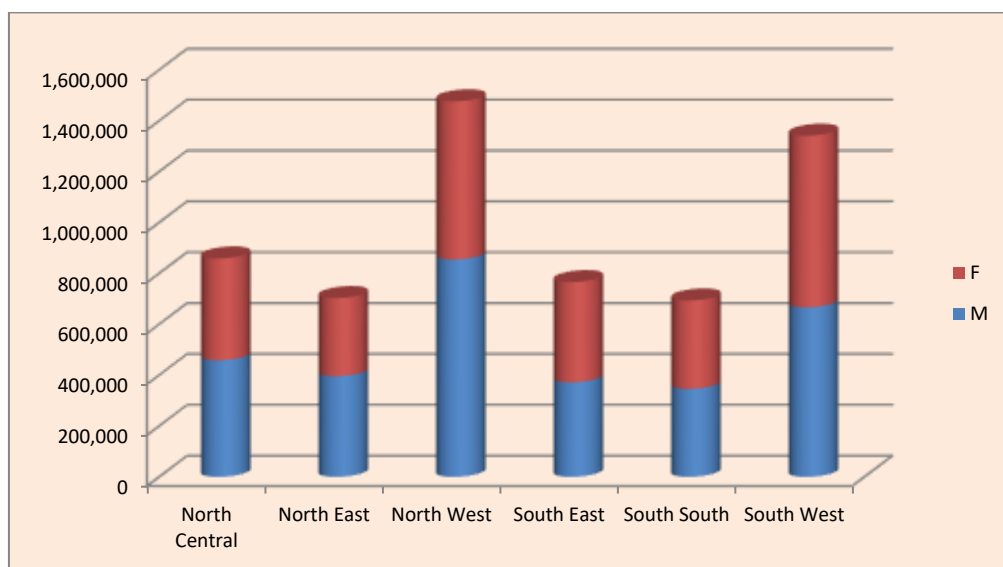


Fig 3.7 Student Enrolment by Geo-political Zones and Gender: 2015/2016

### 3.7 Teacher Statistics in Public and Private Junior Secondary Schools

Teacher statistics at Junior Secondary Schools by ownership and Gender from 2011/2012 - 2015/2016 are captured in table 3.20 while the Bar chart in fig 3.8 gives the graphical illustration. Information from the table shows that the male teachers were consistently in the increase in Public schools except in 2014/2015 where the female teachers outnumbered the male teachers. For the Private schools, the increase between male and female teachers was not consistent. The graphical illustration of the summaries in table 3.20 is presented in fig 3.8.

In tables 3.21 to 3.23, the data provided is on the total number of all teachers with emphasis on the 'qualified teachers' in Public and Private Schools. The general observation in all the tables is that the data provided were insufficient, with some States having no data. However, in 2015/2016 the data provided for qualified teachers in public schools were more comprehensive as compared to that of private Schools.

Table 3.20 Teacher Statistics in Junior Secondary Schools by Ownership and Gender: 2011/2012 -- 2015/2016

Year	Public		Private		Total		
	M	F	M	F	M	F	M+F
2011/2012	94312	92248	57047	53304	151,359	145,552	296,911
2012/2013	92,563	88,083	51,686	57,291	144,249	145,374	289,623
2013/2014	88,816	77,814	74727	87402	163,543	165,216	328,759
2014/2015	71519	73889	55812	71921	127,331	145,810	273,141
2015/2016	83442	66197	69181	73260	152,623	139,457	292,080

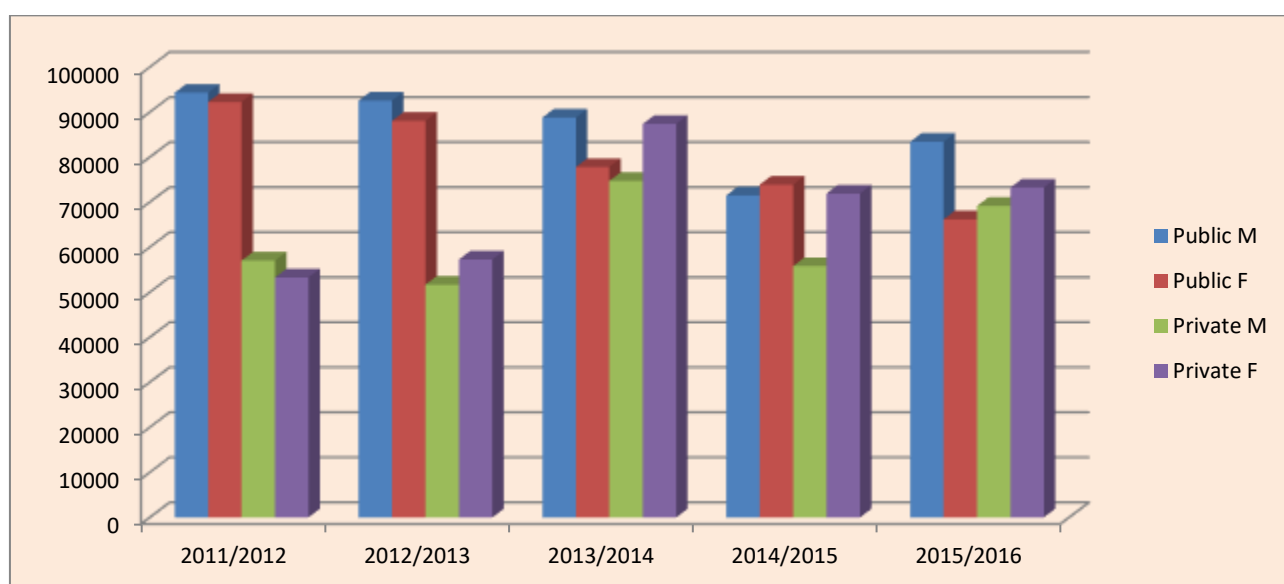


fig: 3.8 Teacher Statistics in Junior Secondary Schools: 2011/2012 -- 2015/2016



Table 3.21 Information on Teachers in Public and Private Junior Secondary Schools 2013/2014

State	Public						Private					
	All Teachers			Qualified Teachers			All Teachers			Qualified Teachers		
	M	F	M+F	M	F	M+F	M	F	M+F	M	F	M+F
Abia	1186	2789	3975	1186	2789	3975	710	810	1520	584	769	1353
Adamawa	2260	905	3165	2048	789	2837	780	571	1351	234	133	367
Akwa Ibom	NA	NA	NA	NA	NA	NA	NA	NA	NA	NA	NA	NA
Anambra	595	2820	3415	592	2820	3412	1481	1637	3118	823	1061	1884
Bauchi	4184	978	5162	3616	875	4491	NA	NA	NA	NA	NA	NA
Bayelsa	703	708	1411	677	677	1354	285	323	608	261	292	553
Benue	7631	5448	13079	2169	3569	5738	5484	2177	7661	3587	1335	4922
Borno	NA	NA	NA	NA	NA	NA	NA	NA	NA	NA	NA	NA
Cross River	2011	2229	4240	1785	1947	3732	1413	1884	3297	1260	1342	2602
Delta	6921	8632	15553	4328	8161	12489	3219	3940	7159	3088	3962	7050
Ebonyi	1370	1006	2376	1325	983	2308	914	890	1804	734	556	1290
Edo	1759	1902	3661	1759	1902	3661	11221	13340	24561	NA	NA	NA
Ekiti	3253	4164	7417	NA	NA	NA	NA	NA	NA	NA	NA	NA
Enugu	3748	8125	11873	3025	7405	10430	4547	14724	19271	3315	10158	13473
FCT	2135	2941	5076	NA	NA	NA	1997	1571	3568	NA	NA	NA
Gombe	1809	648	2457	1485	499	1984	297	136	433	183	67	250
Imo	945	2185	3130	803	1748	2551	807	2319	3126	524	1345	1869
Jigawa	3708	304	4012	2826	225	3051	NA	NA	NA	NA	NA	NA
Kaduna	3519	2164	5683	2981	1940	4921	2625	1689	4314	1946	1379	3325
Kano	2480	510	2990	1967	396	2363	8329	7292	15621	9997	4661	14658
Katsina	2636	672	3308	2146	543	2689	NA	NA	NA	NA	NA	NA
Kebbi	1541	653	2194	1162	557	1719	NA	NA	NA	NA	NA	NA
Kogi	2363	1958	4321	NA	NA	NA	NA	NA	NA	NA	NA	NA
Kwara	8276	3440	11716	5636	3595	9231	5123	8022	13145	3622	6064	9686
Lagos	NA	NA	NA	NA	NA	NA	NA	NA	NA	NA	NA	NA
Nasarawa	NA	NA	NA	NA	NA	NA	NA	NA	NA	NA	NA	NA
Niger	2764	1555	4319	2474	1460	3934	NA	NA	NA	NA	NA	NA
Ogun	2314	3969	6283	2314	3969	6283	5148	4628	9776	5148	4628	9776
Ondo	2138	3050	5188	2138	3050	5188	1964	1705	3669	1974	1705	3679
Osun	1967	2166	4133	1967	2166	4133	NA	NA	NA	NA	NA	NA
Oyo	4300	5150	9450	4020	4920	8940	9600	14011	23611	8000	11240	19240
Plateau	2646	922	3568	2385	817	3202	4703	2065	6768	3819	1760	5579
Rivers	2671	2632	5303	2075	2046	4121	3762	3428	7190	596	640	1236
Sokoto	NA	NA	NA	NA	NA	NA	NA	NA	NA	NA	NA	NA
Taraba	NA	NA	NA	NA	NA	NA	NA	NA	NA	NA	NA	NA
Yobe	1062	410	1472	836	335	1171	318	240	558	224	127	351
Zamfara	3921	2779	6700	3213	2071	5284	NA	NA	NA	NA	NA	NA
National	88816	77814	166630	62938	62254	125192	74727	87402	162129	49919	53224	103143

Note: NA = Not Available

Table 3.22 Information on Teachers in Public and Private Junior Secondary Schools: 2014/2015

State	Public						Private					
	All Teachers			Qualified Teachers			All Teachers			Qualified Teachers		
	M	F	M+F	M	F	M+F	M	F	M+F	M	F	M+F
Abia	1163	2828	3991	1163	2828	3991	1026	1114	2140	1026	1114	2140
Adamawa	2260	905	3165	2048	789	2837	780	571	1351	234	133	367
Akwa Ibom	NA	NA	NA	NA	NA	NA	NA	NA	NA	NA	NA	NA
Anambra	687	3115	3802	687	3115	3802	1628	1585	3213	882	930	1812
Bauchi	6084	1496	7580	5611	1419	7030	NA	NA	NA	NA	NA	NA
Bayelsa	766	701	1467	600	629	1229	269	315	584	235	281	516
Benue	NA	NA	NA	NA	NA	NA	NA	NA	NA	NA	NA	NA
Borno	NA	NA	NA	NA	NA	NA	NA	NA	NA	NA	NA	NA
Cross River	2011	2229	4240	1785	1947	3732	1413	1884	3297	1260	1342	2602
Delta	6921	8632	15553	4328	8161	12489	NA	NA	NA	NA	NA	NA
Ebonyi	NA	NA	NA	NA	NA	NA	NA	NA	NA	NA	NA	NA
Edo	773	2778	3551	773	2778	3551	NA	NA	NA	NA	NA	NA
Ekiti	3310	4286	7596	1079	1081	2160	1567	1327	2894	1079	1081	2160
Enugu	1136	4195	5331	879	3899	4778	4703	15946	20649	3996	11418	15414
FCT	2219	3059	5278	NA	NA	NA	2077	1633	3710	NA	NA	NA
Gombe	NA	NA	NA	NA	NA	NA	NA	NA	NA	NA	NA	NA
Imo	954	2207	3161	849	1875	2724	818	2342	3160	556	1405	1961
Jigawa	NA	NA	NA	NA	NA	NA	NA	NA	NA	NA	NA	NA
Kaduna	3333	1968	5301	3083	1876	4959	NA	NA	NA	NA	NA	NA
Kano	2464	556	3020	1987	433	2420	9335	7903	17238	6708	5423	12131
Katsina	2825	765	3590	2230	575	2805	NA	NA	NA	NA	NA	NA
Kebbi	2173	652	2825	1719	520	2239	NA	NA	NA	NA	NA	NA
Kogi	2291	1898	4189	NA	NA	NA	NA	NA	NA	NA	NA	NA
Kwara	3479	4765	8244	1927	2494	4421	NA	NA	NA	NA	NA	NA
Lagos	2787	6641	9428	2596	6350	8946	NA	NA	NA	NA	NA	NA
Nasarawa	1035	564	1599	934	522	1456	NA	NA	NA	NA	NA	NA
Niger	2846	1416	4262	2561	1353	3914	2613	2950	5563	1837	2138	3975
Ogun	2503	4363	6866	2503	4363	6866	7934	9581	17515	7934	9581	17515
Ondo	2138	3050	5188	2138	3050	5188	3669	1964	5633	1705	1974	3679
Osun	NA	NA	NA	NA	NA	NA	NA	NA	NA	NA	NA	NA
Oyo	4250	4620	8870	3890	4250	8140	9280	17200	26480	7205	12911	20116
Plateau	1715	919	2634	1668	911	2579	4699	2074	6773	3823	1756	5579
Rivers	2671	2632	5303	2075	2046	4121	3762	3428	7190	596	640	1236
Sokoto	1979	667	2646	1652	589	2241	NA	NA	NA	NA	NA	NA
Taraba	1427	450	1877	1200	394	1594	NA	NA	NA	NA	NA	NA
Yobe	832	417	1249	821	282	1103	239	104	343	88	48	136
Zamfara	2487	1115	3602	2120	986	3106	NA	NA	NA	NA	NA	NA
National	71519	73889	145408	54906	59515	114421	55812	71921	127733	39164	52175	91339

Note: NA = Not Available

Table 3.23 Information on Teachers in Public and Private Junior Secondary Schools: 2015/2016

State	Public						Private					
	All Teachers			Qualified Teachers			All Teachers			Qualified Teachers		
	M	F	M+F	M	F	M+F	M	F	M+F	M	F	M+F
Abia	403	1241	1644	367	1106	1473	1533	2012	3545	398	663	1061
Adamawa	2814	1468	4282	2602	1387	3989	803	586	1389	244	145	389
Akwa Ibom	1779	1492	3271	1335	1113	2448	1196	820	2016	284	234	518
Anambra	1102	5513	6615	1000	5056	6056	1548	1501	3049	902	1054	1956
Bauchi	6693	1974	8667	6171	1853	8024	NA	NA	NA	NA	NA	NA
Bayelsa	685	591	1276	560	482	1042	556	515	1071	84	111	195
Benue	4908	1411	6319	4583	1303	5886	6658	2128	8786	3465	1107	4572
Borno	2000	1005	3005	1795	933	2728	518	243	761	269	158	427
Cross River	1252	741	1993	1043	642	1685	1958	1346	3304	603	497	1100
Delta	1937	2510	4447	1654	2017	3671	3308	3587	6895	657	955	1612
Ebonyi	1375	1009	2384	1310	961	2271	NA	NA	NA	NA	NA	NA
Edo	522	731	1253	467	692	1159	4593	3904	8497	1036	1047	2083
Ekiti	1249	2294	3543	577	903	1480	NA	NA	NA	NA	NA	NA
Enugu	1020	3927	4947	857	3656	4513	4654	17425	22079	3983	12775	16758
FCT	1222	1441	2663	1180	1370	2550	341	299	640	108	118	226
Gombe	2077	687	2764	1686	616	2302	NA	NA	NA	NA	NA	NA
Imo	849	1875	2724	849	1875	2724	209	200	409	66	90	156
Jigawa	3594	366	3960	2889	281	3170	NA	NA	NA	NA	NA	NA
Kaduna	3659	2192	5851	3340	2064	5404	9231	10421	19652	7723	8279	16002
Kano	6995	2112	9107	5448	1556	7004	NA	NA	NA	NA	NA	NA
Katsina	2790	726	3516	2308	608	2916	NA	NA	NA	NA	NA	NA
Kebbi	2030	642	2672	1590	513	2103	NA	NA	NA	NA	NA	NA
Kogi	1966	1286	3252	1795	1184	2979	2170	1508	3678	807	700	1507
Kwara	3296	4607	7903	3047	4442	7489	5991	9033	15024	4875	6964	11839
Lagos	2655	6291	8946	2528	6113	8641	NA	NA	NA	NA	NA	NA
Nasarawa	2698	1029	3727	2496	939	3435	2801	1520	4321	1006	557	1563
Niger	2442	1418	3860	2224	1371	3595	NA	NA	NA	NA	NA	NA
Ogun	1985	2666	4651	1757	2363	4120	8722	7475	16197	1647	1713	3360
Ondo	2814	2428	5242	2170	1930	4100	2312	1996	4308	546	527	1073
Osun	719	654	1373	NA	NA	NA	46	169	215	NA	NA	NA
Oyo	2639	4347	6986	2489	4190	6679	NA	NA	NA	NA	NA	NA
Plateau	1986	692	2678	1733	602	2335	5516	2851	8367	2910	1551	4461
Rivers	2671	2632	5303	2075	2046	4121	3762	3428	7190	596	640	1236
Sokoto	2611	823	3434	2262	722	2984	NA	NA	NA	NA	NA	NA
Taraba	1100	244	1344	915	188	1103	NA	NA	NA	NA	NA	NA
Yobe	1103	285	1388	967	227	1194	755	293	1048	193	101	294
Zamfara	1802	847	2649	1559	788	2347	NA	NA	NA	NA	NA	NA
National	83442	66197	149639	71628	58092	129720	69181	73260	142441	32402	39986	72388

Note: NA = Not Available

Table 3.24 Summary of Public Junior Secondary Schools Teachers by Year and Gender: 2013/2014-- 2015/2016

Year	all Teachers			Qualified Teachers			Proportion Qualified		
	M	F	M+F	M	F	M+F	M	F	M+F
2011/2012	94312	92248	186560	75481	84291	159772	40.46	45.18	85.64
2012/2013	92563	88083	180646	70613	69769	140382	39.09	38.62	77.71
2013/2014	88816	77814	166630	62938	62254	125192	37.77	37.36	75.13
2014/2015	71519	73889	145408	54906	59515	114421	37.76	40.93	78.69
2015/2016	83442	66197	149639	71628	58092	129720	47.87	38.82	86.69

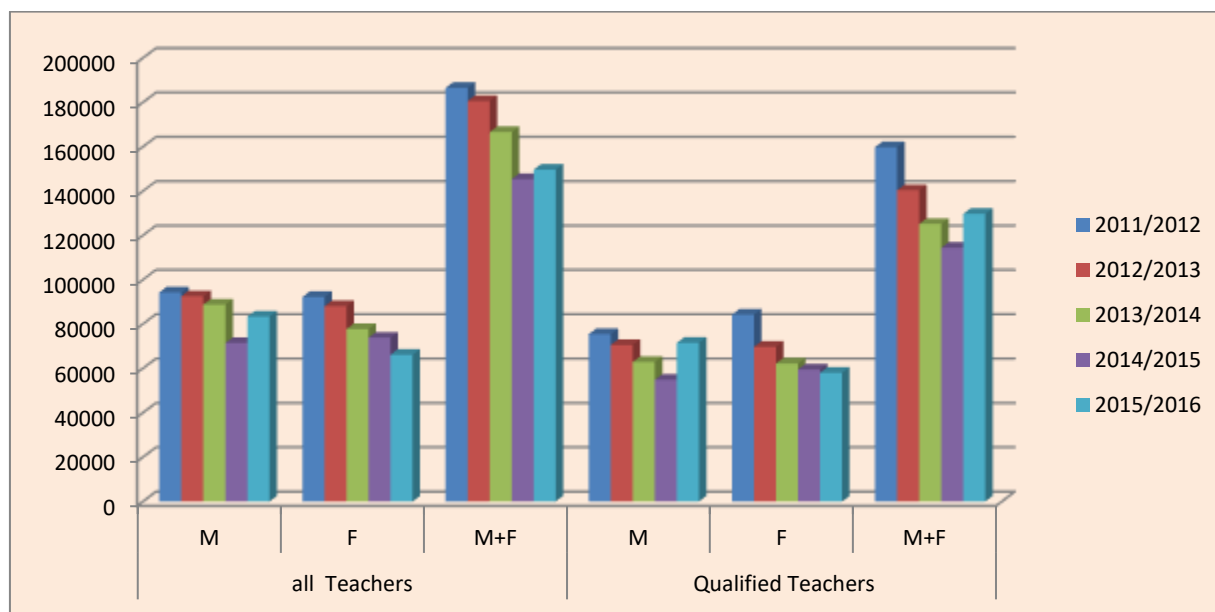


Fig: 3.9 Summary of Public Junior Secondary School Teachers

### 3.8 STUDENTS-TEACHER RATIO

Table 3.25 Students-Teacher Ratio in Public Junior Secondary Schools by State: 2013/2014 - 2015/2016

State	Student-Teacher Ratio 2013/2014					Student-Teacher Ratio 2014/2015					Student-Teacher Ratio 2015/2016				
	Enrolment (M+F)	All Teachers (M+F)	Student-All Teacher Ratio	Qualified Teachers	Student-Qualified Teacher Ratio	Enrolment (M+F)	All Teachers (M+F)	Student-All Teacher Ratio	Qualified Teachers	Student-Qualified Teacher Ratio	Enrolment (M+F)	All Teachers (M+F)	Student-All Teacher Ratio	Qualified Teachers	Student-Qualified Teacher Ratio
Abia	44718	3975	11.2	3975	11.2	44816	3991	11.2	3991	11.2	16535	1644	10.1	1473	11.2
Adamawa	107630	3165	34.0	2837	37.9	94101	3165	29.7	2837	33.2	96019	4282	22.4	3989	24.1
Akwai Ibom	335018	NA	NA	NA	NA	351770	NA	NA	NA	NA	168094	3271	51.4	2448	68.7
Anambra	78259	3415	22.9	3412	22.9	121087	3802	31.8	3802	31.8	85510	6615	12.9	6056	14.1
Bauchi	133664	5162	25.9	4491	29.8	149299	7580	19.7	7030	21.2	160306	8667	18.5	8024	20.0
Bayelsa	36234	1411	25.7	1354	26.8	40767	1467	27.8	1229	33.2	31158	1276	24.4	1042	29.9
Benue	188486	13079	14.4	5738	32.8	225875	NA	NA	NA	NA	92563	6319	14.6	5886	15.7
Borno	NA	NA	NA	NA	NA	NA	NA	NA	NA	NA	115546	3005	38.5	2728	42.4
Cross River	60578	4240	14.3	3732	16.2	60578	4240	14.3	3732	16.2	46777	1993	23.5	1685	27.8
Delta	127077	15553	8.2	12489	10.2	153237	15553	9.9	12489	12.3	123083	4447	27.7	3671	33.5
Ebonyi	66426	2376	28.0	2308	28.8	69653	NA	NA	NA	NA	69415	2384	29.1	2271	30.6
Edo	95731	3661	26.1	3661	26.1	121748	3551	34.3	3551	34.3	99203	1253	79.2	1159	85.6
Ekiti	41491	7417	5.6	NA	NA	49226	7596	6.5	2160	22.8	47809	3543	13.5	1480	32.3
Enugu	91936	11873	7.7	10430	8.8	85035	5331	16.0	4778	17.8	81963	4947	16.6	4513	18.2
FCT	105342	5076	20.8	NA	NA	122403	5278	23.2	NA	NA	88841	2663	33.4	2550	34.8
Gombe	76033	2457	30.9	1984	38.3	74467	NA	NA	NA	NA	74759	2764	27.0	2302	32.5
Imo	406302	3130	129.8	2551	159.3	424116	3161	134.2	2724	155.7	414521	2724	152.2	2724	152.2
Jigawa	109379	4012	27.3	3051	35.9	105551	NA	NA	NA	NA	142456	3960	36.0	3170	44.9
Kaduna	162588	5683	28.6	4921	33.0	47542	5301	9.0	4959	9.6	257550	5851	44.0	5404	47.7
Kano	292673	2990	97.9	2363	123.9	371558	3020	123.0	2420	153.5	378402	9107	41.6	7004	54.0
Katsina	196762	3308	59.5	2689	73.2	225435	3590	62.8	2805	80.4	237299	3516	67.5	2916	81.4
Kebbi	143656	2194	65.5	1719	83.6	145914	2825	51.7	2239	65.2	111404	2672	41.7	2103	53.0
Kogi	67186	4321	15.5	NA	NA	68532	4189	16.4	NA	NA	46382	3252	14.3	2979	15.6
Kwara	16264	11716	1.4	9231	1.8	17369	8244	2.1	4421	3.9	111598	7903	14.1	7489	14.9
Lagos	317612	NA	NA	NA	NA	316419	9428	33.6	8946	35.4	326866	8946	36.5	8641	37.8
Nasarawa	25072	NA	NA	NA	NA	62583	1599	39.1	1456	43.0	81382	3727	21.8	3435	23.7
Niger	164693	4319	38.1	3934	41.9	168656	4262	39.6	3914	43.1	187027	3860	48.5	3595	52.0
Ogun	208582	6283	33.2	6283	33.2	217242	6866	31.6	6866	31.6	195956	4651	42.1	4120	47.6
Ondo	134054	5188	25.8	5188	25.8	132800	5188	25.6	5188	25.6	104952	5242	20.0	4100	25.6
Osun	138151	4133	33.4	4133	33.4	NA	NA	NA	NA	NA	117026	1373	85.2	NA	NA
Oyo	240584	9450	25.5	8940	26.9	256517	8870	28.9	8140	31.5	227659	6986	32.6	6679	34.1
Plateau	59848	3568	16.8	3202	18.7	69662	2634	26.4	2579	27.0	55830	2678	20.8	2335	23.9
Rivers	126255	5303	23.8	4121	30.6	120503	5303	22.7	4121	29.2	85577	5303	16.1	4121	20.8
Sokoto	85304	NA	NA	NA	NA	83799	2646	31.7	2241	37.4	100019	3434	29.1	2984	33.5
Taraba	77483	NA	NA	NA	NA	46603	1877	24.8	1594	29.2	42582	1344	31.7	1103	38.6
Yobe	123924	1472	84.2	1171	105.8	68199	1249	54.6	1103	61.8	68959	1388	49.7	1194	57.8
Zamfara	85088	6700	12.7	5284	16.1	92090	3602	25.6	3106	29.6	96289	2649	36.3	2347	41.0
<b>National</b>	<b>4770083</b>	<b>166630</b>	<b>28.6</b>	<b>125192</b>	<b>38.1</b>	<b>4805152</b>	<b>145408</b>	<b>33.0</b>	<b>114421</b>	<b>42.0</b>	<b>4787317</b>	<b>149639</b>	<b>32.0</b>	<b>129720</b>	<b>36.9</b>

Note: NA = Not available

## CHAPTER FOUR

### SENIOR SECONDARY SCHOOL

#### 4.0 Introduction

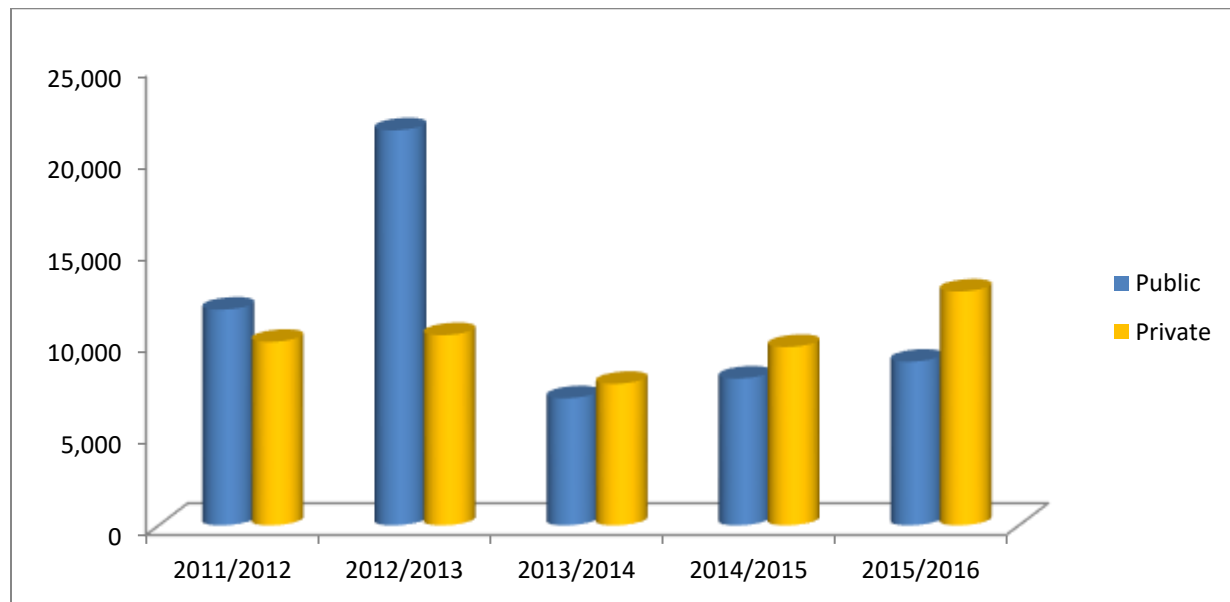
The Senior Secondary School, also known as Post-Basic Education, is of three years duration. This education level occupies a critical position in Nigeria's education system, because of its dual role in preparing students for tertiary education and the labour market. Its structure is both academic and vocational.

#### 4.1 Number of Senior Secondary Schools

The number of Senior Secondary Schools from 2011/2012 to 2015/2016 by Ownership (public and private schools) is summarized in table 4.1. The graphical illustration is represented in fig. 4.1

**Table 4.1 Total Number of Senior Secondary Schools by Ownership (Public and Private): 2011/2012-2015/2016**

Year	Public	Private	Total
2011/2012	11,771	10,013	21,784
2012/2013	21,548	10,376	31,924
2013/2014	6,930	7,720	14,650
2014/2015	8,008	9,731	17,739
2015/2016	8,930	12,758	21,688



**Fig. 4.1 Total Number of Senior Secondary Schools by Type (Public and Private): 2011/2012-2015/2016**

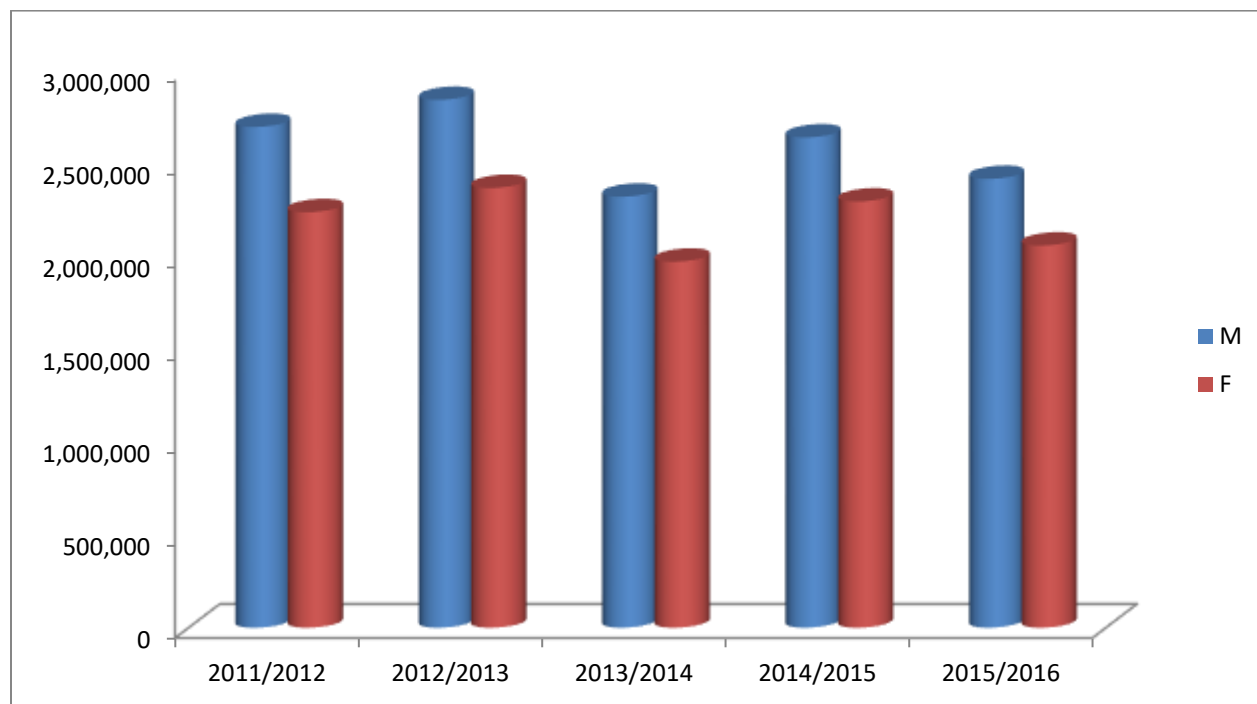
## 4.2 National Summary of Senior Secondary Schools Enrolment

The Enrolment of Senior Secondary Schools from 2011/2012 to 2015/2016 is shown in tables 4.2 to 4.12. In the tables, Ownership, gender, state and class of students are indicated. The illustrations are graphically represented in fig. 4.2 and 4.3.

The Senior Secondary School enrolment as indicated in table 4.3 summarizes the enrolment in Public and Private Schools by Gender.

**Table 4.2 Senior Secondary Schools Enrolment by Class and Gender: 2011/2012-2015/2016**

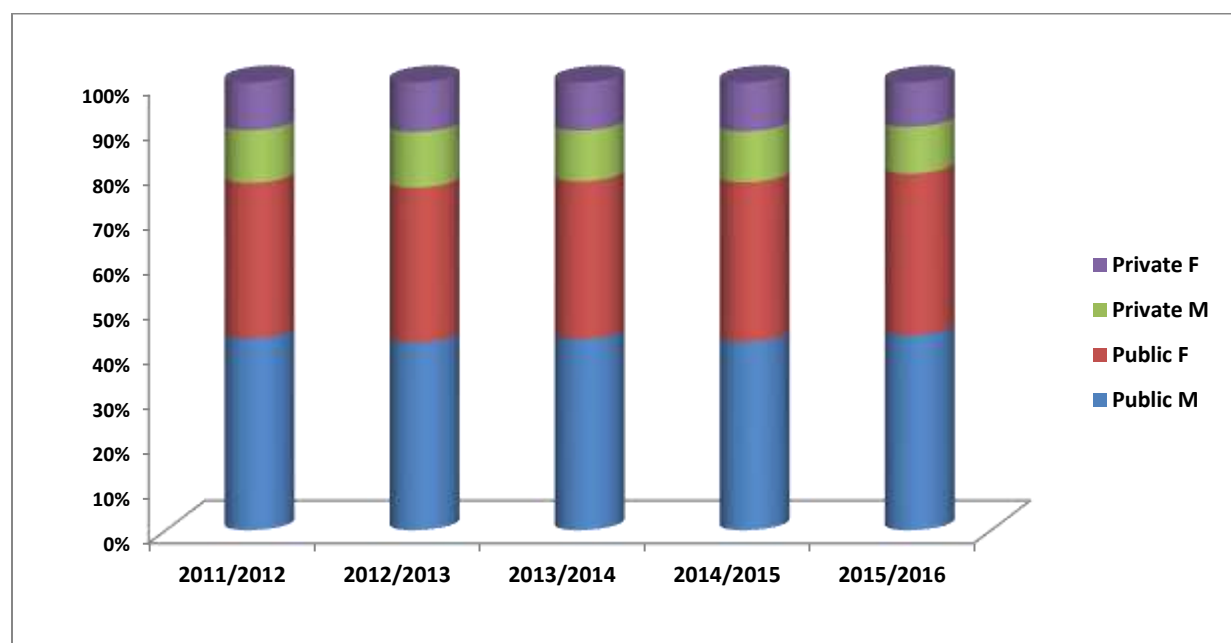
Year	SSS1		SSS2		SSS3		Total		
	M	F	M	F	M	F	M	F	M+F
2011/2012	1,005,533	838,379	896,194	758,614	795,141	640,861	2,696,868	2,237,854	4,934,722
2012/2013	1,038,285	855,483	952,753	804,620	851,549	708,251	2,842,587	2,368,354	5,210,941
2013/2014	817,348	707,709	788,177	663,797	715,658	599,800	2,321,183	1,971,306	4,292,489
2014/2015	937,172	830,591	882,098	768,910	821,065	695,903	2,640,335	2,295,404	4,935,739
2015/2016	853,435	754,119	853,285	709,294	710,472	594,704	2,417,192	2,058,117	4,475,309



**Fig. 4.2.1 Total Senior Secondary Schools Enrolment by Class and Gender: 2011/2012-2015/2016**

**Table 4.3 Senior Secondary Schools Enrolment by Ownership (Public and Private) and Gender: 2011/2012 – 2015/2016**

Year	Public		Private		Total		
	M	F	M	F	M	F	M+F
2011/2012	2,115,900	1,711,211	580,968	526,643	2,696,868	2,237,854	4,934,722
2012/2013	2,160,170	1,781,451	641,790	569,394	2,801,960	2,350,845	5,152,805
2013/2014	1,833,340	1,510,317	487,843	460,989	2,321,183	1,971,306	4,292,489
2014/2015	2,079,119	1,755,981	561,216	539,423	2,640,335	2,295,404	4,935,739
2015/2016	1,950,093	1,613,655	467,099	444,462	2,417,192	2,058,117	4,475,309



**Fig. 4.2 Senior Secondary Schools Enrolment by Type (Public and Private) and Gender: 2011/2012 – 2015/2016**



**Table 4.4 Senior Secondary Schools Enrolment (Public and Private) by State, Class and Gender: 2013/2014**

State	No. of Schools	SSSI		SSS2		SSS3		Total		
		M	F	M	F	M	F	M	F	M+F
Abia	9,751	9,988	16,168	14,807	24,217	20,700	24,447	45,495	64,832	110,327
Adamawa	13,969	17,930	14,957	15,345	15,116	43,743	33,614	77,018	63,687	140,705
Akwa Ibom	58,324	53,938	58,986	48,611	56,140	147,357	147,961	249,906	263,087	512,993
Anambra	11,221	9,649	13,308	9,101	13,063	25,212	29,253	43,962	55,624	99,586
Bauchi	26,685	27,684	18,775	28,391	27,231	67,943	31,215	124,018	77,221	201,239
Bayelsa	8,024	7,829	7,844	10,867	11,110	24,325	21,140	43,021	40,094	83,115
Benue	84,026	108,127	189,801	198,827	326,622	194,801	149,323	501,755	665,746	1,167,501
Borno	NA	NA	NA	NA	NA	NA	NA	NA	NA	NA
Cross River	40,222	38,931	70,160	68,816	117,092	67,092	69,579	174,839	256,831	431,670
Delta	38,257	36,433	55,102	50,256	80,191	76,839	74,286	163,528	209,579	373,107
Ebonyi	9,063	8,979	10,658	8,523	11,142	23,401	25,621	40,903	47,421	88,324
Edo	29,821	28,354	43,471	41,929	64,653	63,286	64,812	133,569	172,936	306,505
Ekiti	9,458	8,922	6,584	7,805	6,128	26,185	19,373	42,912	32,085	74,997
Enugu	27,970	30,402	46,312	49,054	74,906	60,350	74,927	139,806	196,145	335,951
FCT	12,848	10,279	11,247	6,534	8,663	27,437	29,118	44,250	49,028	93,278
Gombe	19,703	19,716	21,241	23,382	27,245	51,776	38,670	94,874	87,156	182,030
Imo	84,385	78,389	103,099	92,825	122,155	207,783	217,630	378,997	442,884	821,881
Jigawa	22,849	15,582	11,004	18,944	8,941	56,818	29,405	91,344	49,350	140,694
Kaduna	36,545	40,687	44,597	45,525	61,238	89,620	68,754	175,832	174,589	350,421
Kano	57,964	56,270	46,528	66,771	61,069	149,909	87,604	272,950	195,201	468,151
Katsina	34,386	31,480	22,608	31,881	25,180	89,229	44,315	152,590	92,103	244,693
Kebbi	NA	NA	NA	NA	NA	NA	NA	NA	NA	NA
Kogi	14,555	14,794	18,726	22,914	27,938	39,622	34,635	77,330	81,299	158,629
Kwara	16,037	15,288	13,561	13,012	10,979	44,337	38,860	72,637	63,400	136,037
Lagos	52,022	39,964	41,895	23,615	25,719	115,601	132,168	179,180	199,782	378,962
Nasarawa	NA	NA	NA	NA	NA	NA	NA	NA	NA	NA
Niger	33,642	39,240	30,431	32,675	29,255	96,453	65,472	168,368	125,158	293,526
Ogun	51,925	47,575	65,910	62,350	91,632	111,192	110,174	221,117	267,716	488,833
Ondo	32,782	30,381	39,885	37,305	51,686	75,101	71,903	142,787	163,474	306,261
Osun	NA	NA	NA	NA	NA	NA	NA	NA	NA	NA
Oyo	49,957	52,649	65,757	58,629	84,215	125,012	127,762	236,290	277,734	514,024
Plateau	23,429	22,628	33,873	34,580	52,184	50,245	41,449	107,453	127,506	234,959
Rivers	NA	NA	NA	NA	NA	NA	NA	NA	NA	NA
Sokoto	17,098	16,661	9,875	16,475	9,834	48,230	22,755	81,366	42,464	123,830
Taraba	NA	NA	NA	NA	NA	NA	NA	NA	NA	NA
Yobe	17,476	17,432	10,047	19,162	12,759	47,776	19,821	84,370	42,627	126,997
Zamfara	19,509	18,520	9,230	17,736	10,329	53,808	25,260	90,064	44,819	134,883
National	963,903	954,701	1,151,640	1,176,647	1,548,632	2,321,183	1,971,306	4,452,531	4,671,578	9,124,109

Note: NA = Not Available

**Table 4.5: Enrolment in Public Senior Secondary Schools by State, Class and Gender: 2013/2014**

State	No. of Schools	SSSI		SSS2		SSS3		Total		
		M	F	M	F	M	F	M	F	M+F
Abia	234	4,473	6,051	4,302	5,434	3,739	4,733	12,514	16,218	28,732
Adamawa	NA	12,248	9,631	16,563	11,805	12,550	10,003	41,361	31,439	72,800
Akwa Ibom	241	53,113	53,706	48,602	48,532	37,937	37,668	139,652	139,906	279,558
Anambra	257	9,331	10,843	7,590	9,401	5,277	6,183	22,198	26,427	48,625
Bauchi	152	20,795	8,240	22,065	7,174	16,500	6,849	59,360	22,263	81,623
Bayelsa	170	6,922	6,015	6,946	5,862	8,981	7,745	22,849	19,622	42,471
Benue	307	15,501	12,151	15,723	12,104	15,737	12,460	46,961	36,715	83,676
Borno	NA	NA	NA	NA	NA	NA	NA	NA	NA	NA
Cross River	261	7,290	7,987	7,096	6,373	5,491	5,572	19,877	19,932	39,809
Delta	443	18,511	17,209	16,954	15,905	11,885	12,303	47,350	45,417	92,767
Ebonyi	219	7,884	8,715	7,687	8,238	6,021	6,780	21,592	23,733	45,325
Edo	315	15,087	15,289	13,803	14,134	12,493	13,366	41,383	42,789	84,172
Ekiti	186	9,458	6,661	8,922	6,584	7,805	6,128	26,185	19,373	45,558
Enugu	314	13,050	16,395	12,580	15,195	12,904	15,315	38,534	46,905	85,439
FCT	60	11,968	12,670	9,446	9,537	4,722	5,547	26,136	27,754	53,890
Gombe	93	15,125	9,079	14,930	11,852	14,407	10,981	44,462	31,912	76,374
Imo	279	66,336	65,133	59,426	67,115	55,325	56,931	181,087	189,179	370,266
Jigawa	134	22,557	10,569	15,344	10,450	<b>18,473</b>	<b>8,050</b>	56,374	29,069	85,443
Kaduna	305	21,573	16,993	27,849	16,856	19,523	14,492	68,945	48,341	117,286
Kano	518	45,967	26,547	44,996	22,984	41,705	19,035	132,668	68,566	201,234
Katsina	210	30,087	14,112	27,373	13,642	24,703	11,496	82,163	39,250	121,413
Kebbi	NA	NA	NA	NA	NA	NA	NA	NA	NA	NA
Kogi	276	9,312	7,741	10,036	8,683	12,847	10,486	32,195	26,910	59,105
Kwara	333	16,037	14,320	15,288	13,561	13,012	10,979	44,337	38,860	83,197
Lagos	<b>316</b>	52,022	64,554	39,964	41,895	23,615	25,719	115,601	132,168	247,769
Nasarawa	NA	NA	NA	NA	NA	NA	NA	NA	NA	NA
Niger	247	29,617	20,844	35,613	22,872	25,457	16,178	90,687	59,894	150,581
Ogun	172	32,950	31,445	27,269	26,754	21,978	22,140	82,197	80,339	162,536
Ondo	304	22,945	22,167	19,582	19,068	16,784	15,556	59,311	56,791	116,102
Osun	NA	NA	NA	NA	NA	NA	NA	NA	NA	NA
Oyo	NA	34,948	35,780	38,405	36,485	29,822	33,590	103,175	105,855	209,030
Plateau	299	10,070	7,828	9,817	7,467	10,160	7,802	30,047	23,097	53,144
Rivers	NA	NA	NA	NA	NA	NA	NA	NA	NA	NA
Sokoto	86	16,055	7,091	15,790	7,828	14,747	6,601	46,592	21,520	68,112
Taraba	NA	NA	NA	NA	NA	NA	NA	NA	NA	NA
Yobe	48	15,014	5,345	15,256	5,747	14,594	4,941	44,864	16,033	60,897
Zamfara	151	18,658	8,688	17,856	7,705	16,169	7,647	52,683	24,040	76,723
National	<b>6,930</b>	<b>664,904</b>	<b>559,799</b>	<b>633,073</b>	<b>517,242</b>	<b>535,363</b>	<b>433,276</b>	<b>1,833,340</b>	<b>1,510,317</b>	<b>3,343,657</b>

Note: NA = Not Available

**Table 4.6 Enrolment in Private Senior Secondary Schools by State, Class and Gender: 2013/2014**

State	No. of Schools	SSSI		SSS2		SSS3		Total		
		M	F	M	F	M	F	M	F	M+F
Abia	481	2,730	2,612	2,617	2,548	2,839	3,069	8,186	8,229	16,415
Adamawa	NA	NA	NA	NA	NA	NA	NA	NA	NA	NA
Akwa Ibom	66	2,462	2,594	2,624	2,749	2,619	2,712	7,705	8,055	15,760
Anambra	249	997	893	1,019	893	998	1,040	3,014	2,826	5,840
Bauchi	95	2,872	3,087	2,772	3,018	2,939	2,847	8,583	8,952	17,535
Bayelsa	35	596	641	512	506	368	371	1,476	1,518	2,994
Benue	1,852	38,668	29,037	38,690	29,857	70,482	53,714	147,840	112,608	260,448
Borno	NA	NA	NA	NA	NA	NA	NA	NA	NA	NA
Cross River	316	16,360	18,417	17,177	16,572	13,678	14,658	47,215	49,647	96,862
Delta	537	10,038	9,631	9,949	9,708	9,502	9,530	29,489	28,869	58,358
Ebonyi	19	568	612	627	611	614	665	1,809	1,888	3,697
Edo	795	7,300	7,228	7,190	7,434	7,413	7,361	21,903	22,023	43,926
Ekiti	NA	NA	NA	NA	NA	NA	NA	NA	NA	NA
Enugu	201	5,619	8,968	8,069	9,301	8,128	9,753	21,816	28,022	49,838
FCT	145	471	504	382	409	448	451	1,301	1,364	2,665
Gombe	64	2,503	2,491	2,594	2,075	2,217	2,192	7,314	6,758	14,072
Imo	167	8,761	9,086	8,886	9,288	9,049	10,077	26,696	28,451	55,147
Jigawa	7	182	115	127	110	<b>135</b>	<b>111</b>	444	336	780
Kaduna	341	7,906	7,689	7,180	7,066	5,589	5,658	20,675	20,413	41,088
Kano	300	5,694	6,980	5,519	6,303	6,028	5,755	17,241	19,038	36,279
Katsina	59	2,399	1,612	2,554	1,900	2,113	1,553	7,066	5,065	12,131
Kebbi	NA	NA	NA	NA	NA	NA	NA	NA	NA	NA
Kogi	209	2,627	2,809	2,458	2,616	2,342	2,300	7,427	7,725	15,152
Kwara	NA	NA	NA	NA	NA	NA	NA	NA	NA	NA
Lagos	NA	NA	NA	NA	NA	NA	NA	NA	NA	NA
Nasarawa	NA	NA	NA	NA	NA	NA	NA	NA	NA	NA
Niger	110	2,232	2,052	1,894	1,793	1,640	1,733	5,766	5,578	11,344
Ogun	813	8,814	9,012	9,644	10,161	10,537	10,662	28,995	29,835	58,830
Ondo	198	4,810	4,857	5,571	5,027	5,409	5,228	15,790	15,112	30,902
Osun	NA	NA	NA	NA	NA	NA	NA	NA	NA	NA
Oyo	NA	NA	NA	NA	NA	NA	NA	NA	NA	NA
Plateau	620	7,151	6,312	6,979	6,208	6,068	5,832	20,198	18,352	38,550
Rivers	NA	NA	NA	NA	NA	NA	NA	NA	NA	NA
Sokoto	22	634	466	511	409	493	360	1,638	1,235	2,873
Taraba	NA	NA	NA	NA	NA	NA	NA	NA	NA	NA
Yobe	19	1,074	1,282	1,058	1,388	780	1,118	2,912	3,788	6,700
Zamfara	NA	NA	NA	NA	NA	NA	NA	NA	NA	NA
<b>National</b>	<b>7,720</b>	<b>152,444</b>	<b>147,910</b>	<b>155,104</b>	<b>146,555</b>	<b>180,295</b>	<b>166,524</b>	<b>487,843</b>	<b>460,989</b>	<b>948,832</b>

Note: NA = Not Available

**Table 4.7 Total Senior Secondary Schools Enrolment (Public and Private) by State, Class and Gender: 2014/2015**

State	No. of Schools	SSSI		SSS2		SSS3		Total		
		M	F	M	F	M	F	M	F	M+F
Abia	714	7,014	7,010	6,888	7,081	6,866	7,172	20,768	21,263	42,031
Adamawa	278	13,468	10,694	17,729	12,832	13,439	10,774	44,636	34,300	78,936
Akwa Ibom	307	58,356	59,121	53,791	53,848	42,582	42,399	154,729	155,368	310,097
Anambra	754	10,561	11,851	9,377	10,581	7,062	7,507	27,000	29,939	56,939
Bauchi	263	22,730	14,657	22,382	13,700	20,609	12,045	65,721	40,402	106,123
Bayelsa	202	7,453	6,830	8,005	7,214	8,801	7,553	24,259	21,597	45,856
Benue	2159	75778	60277	73759	59532	106740	82930	256277	202739	459016
Borno	NA	NA	NA	NA	NA	NA	NA	NA	NA	NA
Cross River	543	23,650	26,404	24,273	22,945	19,169	20,230	67,092	69,579	136,671
Delta	435	21,011	19,877	18,909	18,435	14,280	13,969	54,200	52,281	106,481
Ebonyi	221	9,474	10,608	11,578	12,666	10,138	11,612	31,190	34,886	66,076
Edo	315	16,125	15,835	16,109	16,461	16,316	16,089	48,550	48,385	96,935
Ekiti	314	9,642	9,318	9,464	9,521	9,177	9,052	28,283	27,891	56,174
Enugu	687	18,765	22,621	17,313	22,223	17,042	21,269	53,120	66,113	119,233
FCT	205	14,184	16,023	11,919	12,504	5,755	7,578	31,858	36,105	67,963
Gombe	208	13,670	8,562	12,904	8,931	12,168	7,501	38,742	24,994	63,736
Imo	450	82,247	83,770	77,431	85,297	72,799	76,421	232,477	245,488	477,965
Jigawa	154	19,155	9,642	18,677	8,573	14,890	7,649	52,722	25,864	78,586
Kaduna	654	24,183	21,091	26,521	22,275	23,760	18,422	74,464	61,788	136,252
Kano	924	62,393	44,477	59,463	40,118	55,611	36,136	177,467	120,731	298,198
Katsina	312	37,815	20,693	34,698	17,360	31,441	14,226	103,954	52,279	156,233
Kebbi	NA	NA	NA	NA	NA	NA	NA	NA	NA	NA
Kogi	485	12,270	10,859	12,832	11,620	15,579	13,122	40,681	35,601	76,282
Kwara	530	18,558	16,356	17,471	16,130	16,490	14,533	52,519	47,019	99,538
Lagos	2,232	85,331	86,436	59,434	62,698	38,906	42,151	183,671	191,285	374,956
Nasarawa	397	15,277	11,911	15,948	11,892	19,229	13,837	50,454	37,640	88,094
Niger	377	30,327	22,017	32,390	22,371	29,133	18,713	91,850	63,101	154,951
Ogun	985	47,202	46,944	41,950	42,010	35,912	37,025	125,064	125,979	251,043
Ondo	502	27,816	27,024	25,202	24,092	22,241	20,783	75,259	71,899	147,158
Osun	505	26,086	25,398	23,306	23,411	20,673	19,796	70,065	68,605	138,670
Oyo	0	51,471	54,526	47,303	48,707	41,981	44,179	140,755	147,412	288,167
Plateau	925	18,966	16,154	19,201	16,353	17,334	15,017	55,501	47,524	103,025
Rivers	NA	NA	NA	NA	NA	NA	NA	NA	NA	NA
Sokoto	99	12,744	6,676	13,607	7,033	13,060	6,901	39,411	20,610	60,021
Taraba	344	9,546	7,563	9,299	7,281	7,743	5,873	26,588	20,717	47,305
Yobe	86	17,206	12,686	16,067	6,778	16,196	6,909	49,469	26,373	75,842
Zamfara	173	16,698	6,680	16,898	6,437	17,943	6,530	51,539	19,647	71,186
National	17,739	937,172	830,591	882,098	768,910	821,065	695,903	2,640,335	2,295,404	4,935,739

Note: NA = Not Available

**Table 4.8 Enrolment in Public Senior Secondary Schools by State, Class and Gender: 2014/2015**

State	No. of Schools	SSSI		SSS2		SSS3		Total		
		M	F	M	F	M	F	M	F	M+F
Abia	233	3,219	3,324	3,020	3,116	2,960	3,188	9,199	9,628	18,827
Adamawa	278	12,498	9,828	16,901	12,046	12,806	10,207	42,205	32,081	74,286
Akwa Ibom	241	55,771	56,395	51,035	50,960	39,833	39,550	146,639	146,905	293,544
Anambra	256	9,534	10,908	8,308	9,638	6,014	6,417	23,856	26,963	50,819
Bauchi	163	19,937	11,587	19,744	10,970	18,067	9,607	57,748	32,164	89,912
Bayelsa	189	7,300	6,679	7,903	7,096	8,743	7,485	23,946	21,260	45,206
Benue	307	37,110	31,240	35,069	29,675	36,258	29,216	108,437	90,131	198,568
Borno	NA	NA	NA	NA	NA	NA	NA	NA	NA	NA
Cross River	227	7,290	7,987	7,096	6,373	5,491	5,572	19,877	19,932	39,809
Delta	435	21,011	19,877	18,909	18,435	14,280	13,969	54,200	52,281	106,481
Ebonyi	221	8,259	9,253	10,231	11,106	8,714	9,911	27,204	30,270	57,474
Edo	315	16,125	15,835	16,109	16,461	16,316	16,089	48,550	48,385	96,935
Ekiti	187	8,386	8,056	8,151	8,115	7,040	6,872	23,577	23,043	46,620
Enugu	280	10,962	14,310	10,223	14,460	10,309	13,528	31,494	42,298	73,792
FCT	60	12,820	14,465	10,529	11,255	4,706	6,623	28,055	32,343	60,398
Gombe	109	11,535	6,442	11,031	6,896	10,727	5,950	33,293	19,288	52,581
Imo	279	73,725	74,934	68,784	76,259	64,000	66,620	206,509	217,813	424,322
Jigawa	148	18,925	9,488	18,429	8,455	14,721	7,534	52,075	25,477	77,552
Kaduna	327	18,209	15,096	20,335	16,249	18,751	13,537	57,295	44,882	102,177
Kano	596	56,536	37,180	53,676	32,858	49,886	29,525	160,098	99,563	259,661
Katsina	234	34,845	18,642	31,961	15,292	28,961	12,615	95,767	46,549	142,316
Kebbi	NA	NA	NA	NA	NA	NA	NA	NA	NA	NA
Kogi	276	9,497	7,897	10,238	8,858	13,105	10,693	32,840	27,448	60,288
Kwara	346	15,830	13,862	15,220	14,160	14,473	12,689	45,523	40,711	86,234
Lagos	324	62,848	62,292	38,115	39,720	21,666	23,698	122,629	125,710	248,339
Nasarawa	248	11,505	8,424	12,917	8,900	16,663	11,432	41,085	28,756	69,841
Niger	245	28,063	19,891	30,362	20,383	27,351	16,849	85,776	57,123	142,899
Ogun	172	35,746	35,165	28,745	27,994	21,404	21,631	85,895	84,790	170,685
Ondo	304	22,928	22,167	19,631	19,065	16,832	15,555	59,391	56,787	116,178
Osun	241	22,425	21,350	19,859	19,450	17,119	15,975	59,403	56,775	116,178
Oyo	NA	NA	NA	NA	NA	NA	NA	NA	NA	NA
Plateau	305	11,453	9,524	11,872	10,133	10,963	8,896	34,288	28,553	62,841
Rivers	NA	NA	NA	NA	NA	NA	NA	NA	NA	NA
Sokoto	73	11,744	5,871	12,669	6,285	12,094	6,194	36,507	18,350	54,857
Taraba	194	6,786	4,940	6,844	5,028	5,877	4,415	19,507	14,383	33,890
Yobe	48	15,897	11,003	15,014	5,345	15,256	5,747	46,167	22,095	68,262
Zamfara	147	16,177	6,097	16,399	5,975	17,477	6,034	50,053	18,106	68,159
National	8,008	755,814	653,447	701,895	594,596	621,410	507,938	2,079,119	1,755,981	3,835,100

Note: NA = Not Available; Benue State number of schools = 2013/2014 data

**Table 4.9 Enrolment in Private Senior Secondary Schools by State, Class and Gender: 2014/2015**

State	No. of Schools	SSSI		SSS2		SSS3		Total		
		M	F	M	F	M	F	M	F	M+F
Abia	481	3,795	3,686	3,868	3,965	3,906	3,984	11,569	11,635	23,204
Adamawa	NA	970	866	828	786	633	567	2,431	2,219	4,650
Akwa Ibom	66	2,585	2,726	2,756	2,888	2,749	2,849	8,090	8,463	16,553
Anambra	498	1,027	943	1,069	943	1,048	1,090	3,144	2,976	6,120
Bauchi	100	2,793	3,070	2,638	2,730	2,542	2,438	7,973	8,238	16,211
Bayelsa	13	153	151	102	118	58	68	313	337	650
Benue	1,852	38,668	29,037	38,690	29,857	70,482	53,714	147,840	112,608	260,448
Borno	NA	NA	NA	NA	NA	NA	NA	NA	NA	NA
Cross River	316	16,360	18,417	17,177	16,572	13,678	14,658	47,215	49,647	96,862
Delta	NA	NA	NA	NA	NA	NA	NA	NA	NA	NA
Ebonyi	NA	<b>1,215</b>	1,355	1,347	1,560	1,424	1,701	3,986	4,616	8,602
Edo	NA	NA	NA	NA	NA	NA	NA	NA	NA	NA
Ekiti	127	1,256	1,262	1,313	1,406	2,137	2,180	4,706	4,848	9,554
Enugu	407	7,803	8,311	7,090	7,763	6,733	7,741	21,626	23,815	45,441
FCT	145	1,364	1,558	1,390	1,249	1,049	955	3,803	3,762	7,565
Gombe	99	2,135	2,120	1,873	2,035	1,441	1,551	5,449	5,706	11,155
Imo	171	8,522	8,836	8,647	9,038	8,799	9,801	25,968	27,675	53,643
Jigawa	6	230	154	248	118	169	115	647	387	1,034
Kaduna	327	5,974	5,995	6,186	6,026	5,009	4,885	17,169	16,906	34,075
Kano	328	5,857	7,297	5,787	7,260	5,725	6,611	17,369	21,168	38,537
Katsina	78	2,970	2,051	2,737	2,068	2,480	1,611	8,187	5,730	13,917
Kebbi	NA	NA	NA	NA	NA	NA	NA	NA	NA	NA
Kogi	209	2,773	2,962	2,594	2,762	2,474	2,429	7,841	8,153	15,994
Kwara	184	2,728	2,494	2,251	1,970	2,017	1,844	6,996	6,308	13,304
Lagos	<b>1,908</b>	22,483	24,144	21,319	22,978	17,240	18,453	61,042	65,575	126,617
Nasarawa	149	3,772	3,487	3,031	2,992	2,566	2,405	9,369	8,884	18,253
Niger	132	2,264	2,126	2,028	1,988	1,782	1,864	6,074	5,978	12,052
Ogun	813	11,456	11,779	13,205	14,016	14,508	15,394	39,169	41,189	80,358
Ondo	198	4,888	4,857	5,571	5,027	5,409	5,228	15,868	15,112	30,980
Osun	264	3,661	4,048	3,447	3,961	3,554	3,821	10,662	11,830	22,492
Oyo	NA	NA	11,088	10,737	11,122	9,434	10,064	30,724	32,274	62,998
Plateau	620	7,513	6,630	7,329	6,220	6,371	6,121	21,213	18,971	40,184
Rivers	NA	NA	NA	NA	NA	NA	NA	NA	NA	NA
Sokoto	26	1,000	805	938	748	966	707	2,904	2,260	5,164
Taraba	<b>150</b>	<b>2,760</b>	<b>2,623</b>	<b>2,455</b>	<b>2,253</b>	<b>1,866</b>	<b>1,458</b>	7,081	6,334	13,415
Yobe	38	1,309	1,683	1,053	1,433	940	1,162	3,302	4,278	7,580
Zamfara	26	521	583	499	462	466	496	1,486	1,541	3,027
National	<b>9,731</b>	<b>181,358</b>	<b>177,144</b>	<b>180,203</b>	<b>174,314</b>	<b>199,655</b>	<b>187,965</b>	<b>561,216</b>	<b>539,423</b>	<b>1,100,639</b>

Note: NA = Not Available

**Table 4.10 Total Senior Secondary Schools Enrolment (Public and Private) by State, Class and Gender: 2015/2016**

State	No. of Schools	SSSI		SSS2		SSS3		Total		
		M	F	M	F	M	F	M	F	M+F
Abia	358	4,366	5,504	3,989	5,360	4,225	5,053	12,580	15,917	28,497
Adamawa	369	13,742	10,912	18,091	13,093	13,713	10,994	45,546	34,999	80,545
Akwa Ibom	328	26,533	28,275	77,738	26,411	25,845	25,089	130,116	79,775	209,891
Anambra	798	10,932	12,336	9,466	11,055	6,769	8,215	27,167	31,606	58,773
Bauchi	364	26,472	17,964	24,717	15,619	23,941	13,833	75,130	47,416	122,546
Bayelsa	222	5,516	5,085	5,513	5,361	5,957	5,016	16,986	15,462	32,448
Benue	805	19,486	16,107	18,026	14,835	16,276	13,479	53,788	44,421	98,209
Borno	110	14,497	11,355	14,369	9,677	10,860	7,778	39,726	28,810	68,536
Cross River	381	10,450	9,811	8,717	8,626	6,786	6,807	25,953	25,244	51,197
Delta	786	23,121	22,103	22,041	22,838	17,564	16,906	62,726	61,847	124,573
Ebonyi	349	12,652	14,191	12,987	14,963	10,169	11,150	35,808	40,304	76,112
Edo	747	19,873	21,076	19,684	21,596	20,230	20,072	59,787	62,744	122,531
Ekiti	351	8,380	8,265	8,709	8,998	8,090	7,743	25,179	25,006	50,185
Enugu	562	16,573	20,632	16,352	20,745	15,871	19,619	48,796	60,996	109,792
FCT	100	13,262	11,761	9,746	11,893	4,958	6,018	27,966	29,672	57,638
Gombe	220	13,798	10,078	12,804	8,904	11,479	8,173	38,081	27,155	65,236
Imo	296	63,612	74,373	62,136	69,533	54,132	61,110	179,880	205,016	384,896
Jigawa	155	19,990	11,782	17,959	10,720	17,057	8,869	55,006	31,371	86,377
Kaduna	706	34,685	30,611	30,228	25,183	24,995	20,564	89,908	76,358	166,266
Kano	862	58,129	43,733	52,841	35,925	50,334	31,844	161,304	111,502	272,806
Katsina	384	40,272	24,817	35,303	20,607	31,374	17,033	106,949	62,457	169,406
Kebbi	163	17,061	9,597	16,404	7,346	21,904	6,182	55,369	23,125	78,494
Kogi	472	10,226	9,112	9,263	8,825	9,965	8,980	29,454	26,917	56,371
Kwara	533	20,112	18,256	19,208	16,989	15,432	13,450	54,752	48,695	103,447
Lagos	2,229	78,337	80,185	58,793	62,855	38,355	42,339	175,485	185,379	360,864
Nasarawa	512	14,339	10,954	17,195	13,671	17,771	13,188	49,305	37,813	87,118
Niger	462	30,527	23,689	32,919	24,131	30,119	21,673	93,565	69,493	163,058
Ogun	1,087	40,073	40,816	39,055	41,846	34,057	36,647	113,185	119,309	232,494
Ondo	483	19,933	20,108	19,646	19,825	14,275	13,908	53,854	53,841	107,695
Osun	355	15,223	14,434	15,834	14,963	13,133	11,577	44,190	40,974	85,164
Oyo	3,915	44,955	45,230	39,824	41,257	34,749	37,116	119,528	123,603	243,131
Plateau	711	15,660	13,968	15,577	13,533	13,345	11,429	44,582	38,930	83,512
Rivers	672	15,477	17,710	18,253	26,209	17,355	18,505	51,085	62,424	113,509
Sokoto	129	17,345	10,055	16,114	9,194	16,781	8,599	50,240	27,848	78,088
Taraba	380	11,119	8,385	9,733	7,228	8,523	6,342	29,375	21,955	51,330
Yobe	82	11,067	6,179	9,513	4,828	7,937	4,056	28,517	15,063	43,580
Zamfara	250	35,640	14,670	34,538	14,652	36,146	15,348	106,324	44,670	150,994
National	<b>21,688</b>	<b>853,435</b>	<b>754,119</b>	<b>853,285</b>	<b>709,294</b>	<b>710,472</b>	<b>594,704</b>	<b>2,417,192</b>	<b>2,058,117</b>	<b>4,475,309</b>

**Table 4.11 Enrolment in Public Senior Secondary Schools by State, Class and Gender: 2015/2016**

State	No. of Schools	SSSI		SSS2		SSS3		Total		
		M	F	M	F	M	F	M	F	M+F
Abia	164	2,124	3,148	1,774	2,794	1,614	2,245	5,512	8,187	13,699
Adamawa	273	12,753	10,028	17,246	12,291	13,067	10,415	43,066	32,734	75,800
Akwa Ibom	241	24,971	26,538	76,065	24,588	24,046	22,840	125,082	73,966	199,048
Anambra	257	9,874	11,358	8,362	10,078	5,691	7,095	23,927	28,531	52,458
Bauchi	176	21,590	12,724	20,363	10,950	19,873	9,537	61,826	33,211	95,037
Bayelsa	160	5,072	4,649	5,201	5,027	5,858	4,902	16,131	14,578	30,709
Benue	311	9,196	7,012	8,557	6,643	7,781	5,992	25,534	19,647	45,181
Borno	84	13,582	10,446	13,276	8,683	10,144	7,177	37,002	26,306	63,308
Cross River	217	7,909	7,218	6,352	6,192	4,278	4,146	18,539	17,556	36,095
Delta	383	18,112	17,082	17,408	18,100	13,171	12,243	48,691	47,425	96,116
Ebonyi	216	8,484	9,815	8,809	10,237	6,282	7,170	23,575	27,222	50,797
Edo	291	12,353	13,885	12,458	14,370	11,900	12,072	36,711	40,327	77,038
Ekiti	187	7,273	7,132	7,417	7,490	6,817	6,455	21,507	21,077	42,584
Enugu	274	10,415	13,602	10,045	13,699	9,507	12,154	29,967	39,455	69,422
FCT	57	12,980	11,472	9,448	11,628	4,779	5,839	27,207	28,939	56,146
Gombe	108	10,974	7,288	10,037	6,345	9,110	5,935	30,121	19,568	49,689
Imo	265	63,226	73,968	61,797	69,159	53,802	60,731	178,825	203,858	382,683
Jigawa	152	19,910	11,717	17,899	10,685	16,988	8,825	54,797	31,227	86,024
Kaduna	320	27,046	23,558	23,382	18,724	19,558	15,247	69,986	57,529	127,515
Kano	558	52,233	36,260	48,006	30,014	45,816	26,750	146,055	93,024	239,079
Katsina	237	36,224	21,292	31,756	17,715	27,781	14,527	95,761	53,534	149,295
Kebbi	136	16,459	9,176	15,968	6,970	21,641	5,859	54,068	22,005	76,073
Kogi	263	7,307	5,994	6,533	5,919	7,364	6,425	21,204	18,338	39,542
Kwara	347	17,305	15,583	16,811	14,718	13,333	11,490	47,449	41,791	89,240
Lagos	321	55,854	56,041	37,474	39,877	21,115	23,886	114,443	119,804	234,247
Nasarawa	275	11,313	8,234	14,665	11,285	15,609	11,137	41,587	30,656	72,243
Niger	264	27,613	20,721	30,524	21,745	28,002	19,460	86,139	61,926	148,065
Ogun	283	28,170	28,712	26,260	28,255	19,335	21,390	73,765	78,357	152,122
Ondo	308	17,876	18,056	17,505	17,582	12,220	11,872	47,601	47,510	95,111
Osun	231	14,013	13,208	14,541	13,610	12,065	10,381	40,619	37,199	77,818
Oyo	565	34,862	35,011	31,280	31,890	26,372	27,795	92,514	94,696	187,210
Plateau	305	8,943	7,124	8,921	7,168	8,001	6,244	25,865	20,536	46,401
Rivers	234	11,230	13,243	13,863	22,172	13,759	14,743	38,852	50,158	89,010
Sokoto	86	16,352	9,017	15,179	8,254	16,078	7,795	47,609	25,066	72,675
Taraba	185	7,206	5,118	6,549	4,571	5,504	3,833	19,259	13,522	32,781
Yobe	50	10,139	5,035	8,791	3,805	7,205	3,015	26,135	11,855	37,990
Zamfara	146	17,820	7,335	17,269	7,326	18,073	7,674	53,162	22,335	75,497
<b>National</b>	<b>8,930</b>	<b>688,763</b>	<b>597,800</b>	<b>697,791</b>	<b>560,559</b>	<b>563,539</b>	<b>455,296</b>	<b>1,950,093</b>	<b>1,613,655</b>	<b>3,563,748</b>



**Table 4.12 Enrolment in Private Senior Secondary Schools by State, Class and Gender: 2015/2016**

State	No. of Schools	SSSI		SSS2		SSS3		Total		
		M	F	M	F	M	F	M	F	M+F
Abia	194	2,242	2,356	2,215	2,566	2,611	2,808	7,068	7,730	14,798
Adamawa	96	989	884	845	802	646	579	2,480	2,265	4,745
Akwa Ibom	87	1,562	1,737	1,673	1,823	1,799	2,249	5,034	5,809	10,843
Anambra	541	1,058	978	1,104	977	1,078	1,120	3,240	3,075	6,315
Bauchi	188	4,882	5,240	4,354	4,669	4,068	4,296	13,304	14,205	27,509
Bayelsa	62	444	436	312	334	99	114	855	884	1,739
Benue	494	10,290	9,095	9,469	8,192	8,495	7,487	28,254	24,774	53,028
Borno	26	915	909	1,093	994	716	601	2,724	2,504	5,228
Cross River	164	2,541	2,593	2,365	2,434	2,508	2,661	7,414	7,688	15,102
Delta	403	5,009	5,021	4,633	4,738	4,393	4,663	14,035	14,422	28,457
Ebonyi	133	4,168	4,376	4,178	4,726	3,887	3,980	12,233	13,082	25,315
Edo	456	7,520	7,191	7,226	7,226	8,330	8,000	23,076	22,417	45,493
Ekiti	164	1,107	1,133	1,292	1,508	1,273	1,288	3,672	3,929	7,601
Enugu	288	6,158	7,030	6,307	7,046	6,364	7,465	18,829	21,541	40,370
FCT	43	282	289	298	265	179	179	759	733	1,492
Gombe	112	2,824	2,790	2,767	2,559	2,369	2,238	7,960	7,587	15,547
Imo	31	386	405	339	374	330	379	1,055	1,158	2,213
Jigawa	3	80	65	60	35	69	44	209	144	353
Kaduna	386	7,639	7,053	6,846	6,459	5,437	5,317	19,922	18,829	38,751
Kano	304	5,896	7,473	4,835	5,911	4,518	5,094	15,249	18,478	33,727
Katsina	147	4,048	3,525	3,547	2,892	3,593	2,506	11,188	8,923	20,111
Kebbi	27	602	421	436	376	263	323	1,301	1,120	2,421
Kogi	209	2,919	3,118	2,730	2,906	2,601	2,555	8,250	8,579	16,829
Kwara	186	2,807	2,673	2,397	2,271	2,099	1,960	7,303	6,904	14,207
Lagos	1,908	22,483	24,144	21,319	22,978	17,240	18,453	61,042	65,575	126,617
Nasarawa	237	3,026	2,720	2,530	2,386	2,162	2,051	7,718	7,157	14,875
Niger	198	2,914	2,968	2,395	2,386	2,117	2,213	7,426	7,567	14,993
Ogun	804	11,903	12,104	12,795	13,591	14,722	15,257	39,420	40,952	80,372
Ondo	175	2,057	2,052	2,141	2,243	2,055	2,036	6,253	6,331	12,584
Osun	124	1,210	1,226	1,293	1,353	1,068	1,196	3,571	3,775	7,346
Oyo	3,350	10,093	10,219	8,544	9,367	8,377	9,321	27,014	28,907	55,921
Plateau	406	6,717	6,844	6,656	6,365	5,344	5,185	18,717	18,394	37,111
Rivers	438	4,247	4,467	4,390	4,037	3,596	3,762	12,233	12,266	24,499
Sokoto	43	993	1,038	935	940	703	804	2,631	2,782	5,413
Taraba	195	3,913	3,267	3,184	2,657	3,019	2,509	10,116	8,433	18,549
Yobe	32	928	1,144	722	1,023	732	1,041	2,382	3,208	5,590
Zamfara	104	17,820	7,335	17,269	7,326	18,073	7,674	53,162	22,335	75,497
<b>National</b>	<b>12,758</b>	<b>164,672</b>	<b>156,319</b>	<b>155,494</b>	<b>148,735</b>	<b>146,933</b>	<b>139,408</b>	<b>467,099</b>	<b>444,462</b>	<b>911,561</b>

### 4.3 Gross Enrolment Rate in Senior Secondary Schools

Tables 4.13 to 4.16 deal with Gross enrolment rate by State and Gender of Senior Secondary Schools (2013/2014 to 2015/2016). They show that the male students are more than the females across the States. Added facts however, show that the data provided in 2015/2016 are more comprehensive than other years.

**Table 4.13 Gross Enrolment Rate in Senior Secondary Schools by State and Gender: 2013/2014**

State	Enrolment			Population ( 15 - 17 )			Gross Enrolment Rate (GER)			Gender Parity Index (GPI)GER	% of Females
	M	F	M+F	m	f	(m+f)	(M/m)	(F/f)	{(M+F)/(m+f)}		
Abia	20,700	24,447	45,147	126,144	124,796	250,940	16.4	19.6	18.0	1.19	54.1
Adamawa	43,743	33,614	77,357	133,035	130,095	263,130	32.9	25.8	29.4	0.79	43.5
Akwa Ibom	147,357	147,961	295,318	181,441	175,560	357,001	81.2	84.3	82.7	1.04	50.1
Anambra	25,212	29,253	54,465	187,756	182,607	370,363	13.4	16.0	14.7	1.19	53.7
Bauchi	67,943	31,215	99,158	203,201	195,876	399,077	33.4	15.9	24.8	0.48	31.5
Bayelsa	24,325	21,140	45,465	76,461	72,640	149,101	31.8	29.1	30.5	0.91	46.5
Benue	194,801	149,323	344,124	183,532	180,589	364,121	106.1	82.7	94.5	0.78	43.4
Borno	NA	NA	NA	181,198	168,165	349,363	NA	NA	NA	NA	NA
Cross River	67,092	69,579	136,671	129,750	125,254	255,004	51.7	55.6	53.6	1.07	50.9
Delta	76,839	74,286	151,125	184,032	181,706	365,738	41.8	40.9	41.3	0.98	49.2
Ebonyi	23,401	25,621	49,022	91,401	95,578	186,979	25.6	26.8	26.2	1.05	52.3
Edo	63,286	64,812	128,098	141,363	138,374	279,737	44.8	46.8	45.8	1.05	50.6
Ekiti	26,185	19,373	45,558	115,975	112,915	228,890	22.6	17.2	19.9	0.76	42.5
Enugu	60,350	74,927	135,277	144,050	150,885	294,935	41.9	49.7	45.9	1.19	55.4
FCT	27,437	29,118	56,555	87,252	80,099	167,351	31.4	36.4	33.8	1.16	51.5
Gombe	51,776	38,670	90,446	109,533	98,670	208,203	47.3	39.2	43.4	0.83	42.8
Imo	207,783	217,630	425,413	178,471	176,181	354,652	116.4	123.5	120.0	1.06	51.2
Jigawa	56,818	29,405	86,223	170,479	167,745	338,224	33.3	17.5	25.5	0.53	34.1
Kaduna	89,620	68,754	158,374	258,257	252,624	510,881	34.7	27.2	31.0	0.78	43.4
Kano	149,909	87,604	237,513	426,280	383,656	809,936	35.2	22.8	29.3	0.65	36.9
Katsina	89,229	44,315	133,544	236,773	229,142	465,915	37.7	19.3	28.7	0.51	33.2
Kebbi	NA	NA	NA	131,050	130,515	261,565	NA	NA	NA	NA	NA
Kogi	39,622	34,635	74,257	138,029	135,402	273,431	28.7	25.6	27.2	0.89	46.6
Kwara	44,337	38,860	83,197	98,250	96,418	194,668	45.1	40.3	42.7	0.89	46.7
Lagos	115,601	132,168	247,769	378,424	352,383	730,807	30.5	37.5	33.9	1.23	53.3
Nasarawa	NA	NA	NA	82,283	80,693	162,976	NA	NA	NA	NA	NA
Niger	96,453	65,472	161,925	167,029	162,543	329,572	57.7	40.3	49.1	0.70	40.4
Ogun	111,192	110,174	221,366	152,130	153,869	305,999	73.1	71.6	72.3	0.98	49.8
Ondo	75,101	71,903	147,004	152,247	149,702	301,949	49.3	48.0	48.7	0.97	48.9
Osun	NA	NA	NA	157,532	152,869	310,401	NA	NA	NA	NA	NA
Oyo	125,012	127,762	252,774	241,980	239,916	481,896	51.7	53.3	52.5	1.03	50.5
Plateau	50,245	41,449	91,694	135,359	136,081	271,440	37.1	30.5	33.8	0.82	45.2
Rivers	NA	NA	NA	244,539	231,068	475,607	NA	NA	NA	NA	NA
Sokoto	48,230	22,755	70,985	146,145	144,198	290,343	33.0	15.8	24.4	0.48	32.1
Taraba	NA	NA	NA	95,695	91,688	187,383	NA	NA	NA	NA	NA
Yobe	47,776	19,821	67,597	105,493	97,724	203,217	45.3	20.3	33.3	0.45	29.3
Zamfara	53,808	25,260	79,068	132,032	131,676	263,708	40.8	19.2	30.0	0.47	31.9
National	2,321,183	1,971,306	4,292,489	6,104,601	5,909,902	12,014,503	38.0	33.4	35.7	0.88	45.9

Note: NA = Not Available

**Table 4.14 Gross Enrolment Rate in Senior Secondary Schools by State and Gender: 2014/2015**

State	Enrolment			Population ( 15 - 17 )			Gross Enrolment Rate (GER)			Gender Parity Index (GPI)GER	% of Females
	M	F	M+F	m	f	(m+f)	(M/m)	(F/f)	{(M+F)/(m+f)}		
Abia	20,768	21,263	42,031	129,631	128,246	257,877	16.0	16.6	16.3	1.03	50.6
Adamawa	44,636	34,300	78,936	136,873	133,848	270,721	32.6	25.6	29.2	0.79	43.5
Akwa Ibom	154,729	155,368	310,097	187,558	181,478	369,036	82.5	85.6	84.0	1.04	50.1
Anambra	27,000	29,939	56,939	193,011	187,718	380,729	14.0	15.9	15.0	1.14	52.6
Bauchi	65,721	40,402	106,123	210,108	202,533	412,641	31.3	19.9	25.7	0.64	38.1
Bayelsa	24,259	21,597	45,856	78,693	74,761	153,454	30.8	28.9	29.9	0.94	47.1
Benue	256,277	202,739	459,016	189,106	186,073	375,179	135.5	109.0	122.3	0.80	44.2
Borno	NA	NA	NA	187,506	174,019	361,525	NA	NA	NA	NA	NA
Cross River	67,092	69,579	136,671	133,501	128,874	262,375	50.3	54.0	52.1	1.07	50.9
Delta	54,200	52,281	106,481	189,974	187,573	377,547	28.5	27.9	28.2	0.98	49.1
Ebonyi	31,190	34,886	66,076	93,974	98,268	192,242	33.2	35.5	34.4	1.07	52.8
Edo	48,550	48,385	96,935	145,284	142,212	287,496	33.4	34.0	33.7	1.02	49.9
Ekiti	28,283	27,891	56,174	119,587	116,432	236,019	23.7	24.0	23.8	1.01	49.7
Enugu	53,120	66,113	119,233	148,377	155,417	303,794	35.8	42.5	39.2	1.19	55.4
FCT	31,858	36,105	67,963	95,612	87,774	183,386	33.3	41.1	37.1	1.23	53.1
Gombe	38,742	24,994	63,736	113,074	101,859	214,933	34.3	24.5	29.7	0.72	39.2
Imo	232,477	245,488	477,965	184,175	181,811	365,986	126.2	135.0	130.6	1.07	51.4
Jigawa	52,722	25,864	78,586	175,432	172,618	348,050	30.1	15.0	22.6	0.50	32.9
Kaduna	74,464	61,788	136,252	266,198	260,392	526,590	28.0	23.7	25.9	0.85	45.3
Kano	177,467	120,731	298,198	440,621	396,563	837,184	40.3	30.4	35.6	0.76	40.5
Katsina	103,954	52,279	156,233	243,971	236,109	480,080	42.6	22.1	32.5	0.52	33.5
Kebbi	NA	NA	NA	135,204	134,652	269,856	NA	NA	NA	NA	NA
Kogi	40,681	35,601	76,282	142,208	139,502	281,710	28.6	25.5	27.1	0.89	46.7
Kwara	52,519	47,019	99,538	101,155	99,269	200,424	51.9	47.4	49.7	0.91	47.2
Lagos	183,671	191,285	374,956	390,717	363,830	754,547	47.0	52.6	49.7	1.12	51.0
Nasarawa	50,454	37,640	88,094	84,791	83,153	167,944	59.5	45.3	52.5	0.76	42.7
Niger	91,850	63,101	154,951	172,759	168,118	340,877	53.2	37.5	45.5	0.71	40.7
Ogun	125,064	125,979	251,043	157,177	158,974	316,151	79.6	79.2	79.4	1.00	50.2
Ondo	75,259	71,899	147,158	156,824	154,203	311,027	48.0	46.6	47.3	0.97	48.9
Osun	70,065	68,605	138,670	162,589	157,777	320,366	43.1	43.5	43.3	1.01	49.5
Oyo	140,755	147,412	288,167	250,103	247,970	498,073	56.3	59.4	57.9	1.06	51.2
Plateau	55,501	47,524	103,025	139,336	140,079	279,415	39.8	33.9	36.9	0.85	46.1
Rivers	NA	NA	NA	252,903	238,971	491,874	NA	NA	NA	NA	NA
Sokoto	39,411	20,610	60,021	150,581	148,575	299,156	26.2	13.9	20.1	0.53	34.3
Taraba	26,588	20,717	47,305	98,479	94,356	192,835	27.0	22.0	24.5	0.81	43.8
Yobe	49,469	26,373	75,842	109,227	101,183	210,410	45.3	26.1	36.0	0.58	34.8
Zamfara	51,539	19,647	71,186	136,260	135,893	272,153	37.8	14.5	26.2	0.38	27.6
National	2,640,335	2,295,404	4,935,739	6,302,579	6,101,083	12,403,662	41.9	37.6	39.8	0.90	46.5

Note: NA = Not Available

**Table 4.15 Gross Enrolment Rate in Senior Secondary Schools by State and Gender: 2015/2016**

State	Enrolment			Population ( 15 - 17 )			Gross Enrolment Rate (GER)			Gender parity Index (GPI) GER	% of Females
	M	F	M+F	m	f	(m+f)	(M/m)	(F/f)	{(M+F)/(m+f)}		
Abia	12,580	15,917	28,497	133,215	131,791	265,006	9.4	12.1	10.8	1.28	55.9
Adamawa	45,546	34,999	80,545	140,823	137,710	278,533	32.3	25.4	28.9	0.79	43.5
Akwa Ibom	130,116	79,775	209,891	193,881	187,596	381,477	67.1	42.5	55.0	0.63	38.0
Anambra	27,167	31,606	58,773	198,414	192,972	391,386	13.7	16.4	15.0	1.20	53.8
Bauchi	75,130	47,416	122,546	217,249	209,417	426,666	34.6	22.6	28.7	0.65	38.7
Bayelsa	16,986	15,462	32,448	80,991	76,943	157,934	21.0	20.1	20.5	0.96	47.7
Benue	53,788	44,421	98,209	194,849	191,724	386,573	27.6	23.2	25.4	0.84	45.2
Borno	39,726	28,810	68,536	194,033	180,077	374,110	20.5	16.0	18.3	0.78	42.0
Cross River	25,953	25,244	51,197	137,359	132,599	269,958	18.9	19.0	19.0	1.01	49.3
Delta	62,726	61,847	124,573	196,109	193,630	389,739	32.0	31.9	32.0	1.00	49.6
Ebonyi	35,808	40,304	76,112	96,619	101,035	197,654	37.1	39.9	38.5	1.08	53.0
Edo	59,787	62,744	122,531	149,314	146,157	295,471	40.0	42.9	41.5	1.07	51.2
Ekiti	25,179	25,006	50,185	123,312	120,058	243,370	20.4	20.8	20.6	1.02	49.8
Enugu	48,796	60,996	109,792	152,833	160,085	312,918	31.9	38.1	35.1	1.19	55.6
FCT	27,966	29,672	57,638	104,774	96,184	200,958	26.7	30.8	28.7	1.16	51.5
Gombe	38,081	27,155	65,236	116,729	105,151	221,880	32.6	25.8	29.4	0.79	41.6
Imo	179,880	205,016	384,896	190,061	187,622	377,683	94.6	109.3	101.9	1.15	53.3
Jigawa	55,006	31,371	86,377	180,528	177,633	358,161	30.5	17.7	24.1	0.58	36.3
Kaduna	89,908	76,358	166,266	274,384	268,399	542,783	32.8	28.4	30.6	0.87	45.9
Kano	161,304	111,502	272,806	455,445	409,904	865,349	35.4	27.2	31.5	0.77	40.9
Katsina	106,949	62,457	169,406	251,389	243,287	494,676	42.5	25.7	34.2	0.60	36.9
Kebbi	55,369	23,125	78,494	139,490	138,921	278,411	39.7	16.6	28.2	0.42	29.5
Kogi	29,454	26,917	56,371	146,514	143,725	290,239	20.1	18.7	19.4	0.93	47.7
Kwara	54,752	48,695	103,447	104,146	102,204	206,350	52.6	47.6	50.1	0.91	47.1
Lagos	175,485	185,379	360,864	403,410	375,650	779,060	43.5	49.3	46.3	1.13	51.4
Nasarawa	49,305	37,813	87,118	87,377	85,688	173,065	56.4	44.1	50.3	0.78	43.4
Niger	93,565	69,493	163,058	178,685	173,886	352,571	52.4	40.0	46.2	0.76	42.6
Ogun	113,185	119,309	232,494	162,391	164,247	326,638	69.7	72.6	71.2	1.04	51.3
Ondo	53,854	53,841	107,695	161,539	158,839	320,378	33.3	33.9	33.6	1.02	50.0
Osun	44,190	40,974	85,164	167,808	162,842	330,650	26.3	25.2	25.8	0.96	48.1
Oyo	119,528	123,603	243,131	258,499	256,295	514,794	46.2	48.2	47.2	1.04	50.8
Plateau	44,582	38,930	83,512	143,430	144,194	287,624	31.1	27.0	29.0	0.87	46.6
Rivers	51,085	62,424	113,509	261,553	247,144	508,697	19.5	25.3	22.3	1.29	55.0
Sokoto	50,240	27,848	78,088	155,151	153,085	308,236	32.4	18.2	25.3	0.56	35.7
Taraba	29,375	21,955	51,330	101,345	97,101	198,446	29.0	22.6	25.9	0.78	42.8
Yobe	28,517	15,063	43,580	113,094	104,765	217,859	25.2	14.4	20.0	0.57	34.6
Zamfara	106,324	44,670	150,994	140,624	140,245	280,869	75.6	31.9	53.8	0.42	29.6
National	2,417,192	2,058,117	4,475,309	6,507,382	6,298,824	12,806,206	37.1	32.7	34.9	0.88	46.0

#### 4.4 Percentage of Senior Secondary Schools Students Enroled in Public and Private Schools

The percentage distribution of Senior Secondary Schools (SSS) enrolment for the three years (2013/2014 to 2015/2016) in public and private schools is summarized in table 4.16

**Table 4.16 Percentage of Senior Secondary Schools Enrolment in both Public and Private by State: 2013/2014-2015/2016**

State	2013/2014					2014/2015					2015/2016				
	Total Enrolment			% of Schools Enrolment		Total Enrolment			% of School Enrolments		Total Enrolments			% of School Enrolment	
	Public	Private	Public + Private	Public	Private	Public	Private	Public + Private	Public	Private	Public	Private	Public + Private	Public	Private
Abia	28,732	16,415	45,147	63.64	36.36	18,827	23,204	42,031	44.79	55.21	13,699	14,798	28,497	48.07	51.93
Adamawa	72,800	4,557	77,357	94.11	5.89	74,286	4,650	78,936	94.11	5.89	75,800	4,745	80,545	94.11	5.89
Akwa Ibom	279,558	15,760	295,318	94.66	5.34	293,544	16,553	310,097	94.66	5.34	199,048	10,843	209,891	94.83	5.17
Anambra	48,625	5,840	54,465	89.28	10.72	50,819	6,120	56,939	89.25	10.75	52,458	6,315	58,773	89.26	10.74
Bauchi	81,623	17,535	99,158	82.32	17.68	89,912	16,211	106,123	84.72	15.28	95,037	27,509	122,546	77.55	22.45
Bayelsa	42,471	2,994	45,465	93.41	6.59	45,206	650	45,856	98.58	1.42	30,709	1,739	32,448	94.64	5.36
Benue	83,676	260,448	344,124	24.32	75.68	198,568	260,448	459,016	43.26	56.74	45,181	53,028	98,209	46.00	54.00
Borno	NA	NA	NA	NA	NA	NA	NA	NA	NA	NA	63,308	5,228	68,536	92.37	7.63
Cross River	39,809	96,862	136,671	29.13	70.87	39,809	96,862	136,671	29.13	70.87	36,095	15,102	51,197	70.50	29.50
Delta	92,767	58,358	151,125	61.38	38.62	106,481	NA	106,481	100.00	0.00	96,116	28,457	124,573	77.16	22.84
Ebonyi	45,325	3,697	49,022	92.46	7.54	57,474	8,602	66,076	86.98	13.02	50,797	25,315	76,112	66.74	33.26
Edo	84,172	43,926	128,098	65.71	34.29	96,935	NA	96,935	100.00	0.00	77,038	45,493	122,531	62.87	37.13
Ekiti	45,558	NA	45,558	100.00	0.00	46,620	9,554	56,174	82.99	17.01	42,584	7,601	50,185	84.85	15.15
Enugu	85,439	49,838	135,277	63.16	36.84	73,792	45,441	119,233	61.89	38.11	69,422	40,370	109,792	63.23	36.77
FCT	53,890	2,665	56,555	95.29	4.71	60,398	7,565	67,963	88.87	11.13	56,146	1,492	57,638	97.41	2.59
Gombe	76,374	14,072	90,446	84.44	15.56	52,581	11,155	63,736	82.50	17.50	49,689	15,547	65,236	76.17	23.83
Imo	370,266	55,147	425,413	87.04	12.96	424,322	53,643	477,965	88.78	11.22	382,683	2,213	384,896	99.43	0.57
Jigawa	85,443	780	86,223	99.10	0.90	77,552	1,034	78,586	98.68	1.32	86,024	353	86,377	99.59	0.41
Kaduna	117,286	41,088	158,374	74.06	25.94	102,177	34,075	136,252	74.99	25.01	127,515	38,751	166,266	76.69	23.31
Kano	201,234	36,279	237,513	84.73	15.27	259,661	38,537	298,198	87.08	12.92	239,079	33,727	272,806	87.64	12.36
Katsina	121,413	12,131	133,544	90.92	9.08	142,316	13,917	156,233	91.09	8.91	149,295	20,111	169,406	88.13	11.87
Kebbi	NA	NA	NA	NA	NA	NA	NA	NA	NA	NA	76,073	2,421	78,494	96.92	3.08
Kogi	59,105	15,152	74,257	79.60	20.40	60,288	15,994	76,282	79.03	20.97	39,542	16,829	56,371	70.15	29.85
Kwara	83,197	NA	83,197	100.00	0.00	86,234	13,304	99,538	86.63	13.37	89,240	14,207	103,447	86.27	13.73
Lagos	247,769	NA	247,769	100.00	0.00	248,339	126,617	374,956	66.23	33.77	234,247	126,617	360,864	64.91	35.09
Nasarawa	NA	NA	NA	NA	NA	69,841	18,253	88,094	79.28	20.72	72,243	14,875	87,118	82.93	17.07
Niger	150,581	11,344	161,925	92.99	7.01	142,899	12,052	154,951	92.22	7.78	148,065	14,993	163,058	90.81	9.19
Ogun	162,536	58,830	221,366	73.42	26.58	170,685	80,358	251,043	67.99	32.01	152,122	80,372	232,494	65.43	34.57
Ondo	116,102	30,902	147,004	78.98	21.02	116,178	30,980	147,158	78.95	21.05	95,111	12,584	107,695	88.32	11.68
Osun	NA	NA	NA	NA	NA	116,178	22,492	138,670	83.78	16.22	77,818	7,346	85,164	91.37	8.63
Oyo	209,030	43,744	252,774	82.69	17.31	225,169	62,998	288,167	78.14	21.86	187,210	55,921	243,131	77.00	23.00
Plateau	53,144	38,550	91,694	57.96	42.04	62,841	40,184	103,025	61.00	39.00	46,401	37,111	83,512	55.56	44.44
Rivers	NA	NA	NA	NA	NA	NA	NA	NA	NA	NA	89,010	24,499	113,509	78.42	21.58
Sokoto	68,112	2,873	70,985	95.95	4.05	54,857	5,164	60,021	91.40	8.60	72,675	5,413	78,088	93.07	6.93
Taraba	NA	NA	NA	NA	NA	33,890	13,415	47,305	71.64	28.36	32,781	18,549	51,330	63.86	36.14
Yobe	60,897	6,700	67,597	90.09	9.91	68,262	7,580	75,842	90.01	9.99	37,990	5,590	43,580	87.17	12.83
Zamfara	76,723	2,345	79,068	97.03	2.97	68,159	3,027	71,186	95.75	4.25	75,497	75,497	150,994	50.00	50.00
<b>National</b>	<b>3,343,657</b>	<b>948,832</b>	<b>4,292,489</b>	<b>77.90</b>	<b>22.10</b>	<b>3,835,100</b>	<b>1,100,639</b>	<b>4,935,739</b>	<b>77.70</b>	<b>22.30</b>	<b>3,563,748</b>	<b>911,561</b>	<b>4,475,309</b>	<b>79.63</b>	<b>20.37</b>

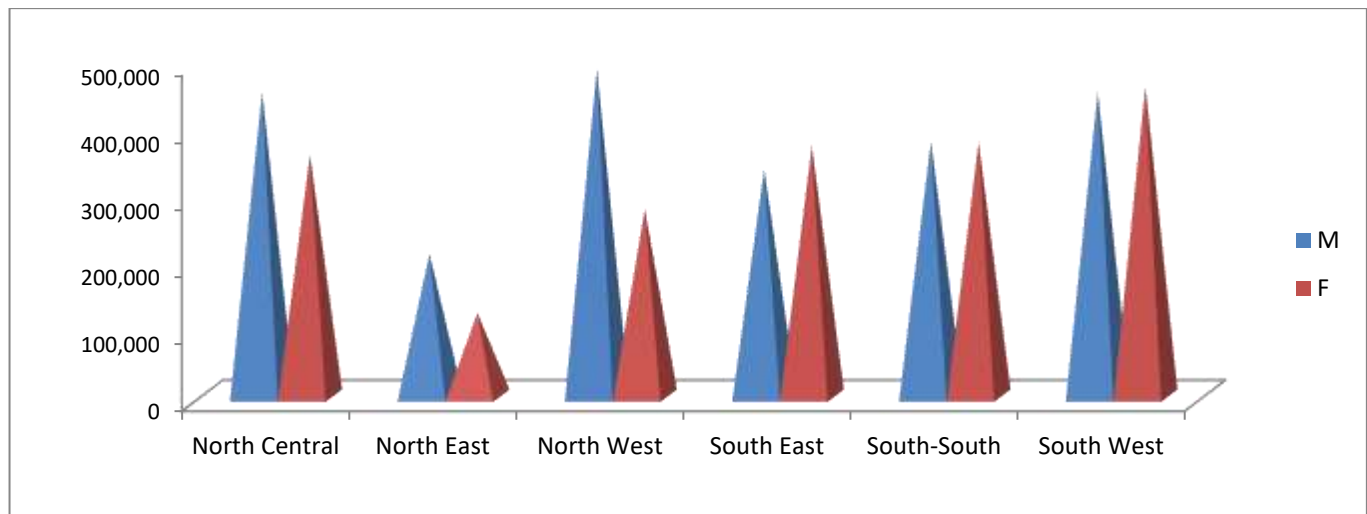
Note: NA = Not Available

#### 4.5 Enrolment by Geo-Political Zones

Tables 4.17 to 4.23 show the enrolment of Senior Secondary School in the Geo-Political Zones from 2013/2014 to 2015/2016 is shown on tables 4.17 to 4.19. The Graphical summaries are represented on figs 4.5 to 4.7.

**Table 4.17 Students Enrolment by Geo-Political Zones and Gender: 2013/2014**

Zone	M	F	M+F
North Central	452,895	358,857	811,752
North East	211,238	123,320	334,558
North West	487,614	278,093	765,707
South East	337,446	371,878	709,324
South-South	378,899	377,778	756,677
South West	453,091	461,380	914,471



**Figure 4.5 Students Enrolment by Geo-Political Zones and Gender: 2013/2014**

**Table 4.18 Students Enrolment by Geo-Political Zones and Gender: 2014/2015**

Zone	M	F	M+F
North Central	579,140	469,729	1,048,869
North East	225,156	146,786	371,942
North West	499,557	300,919	800,476
South East	364,555	397,689	762,244
South-South	348,830	347,210	696,040
South West	623,097	633,071	1,256,168

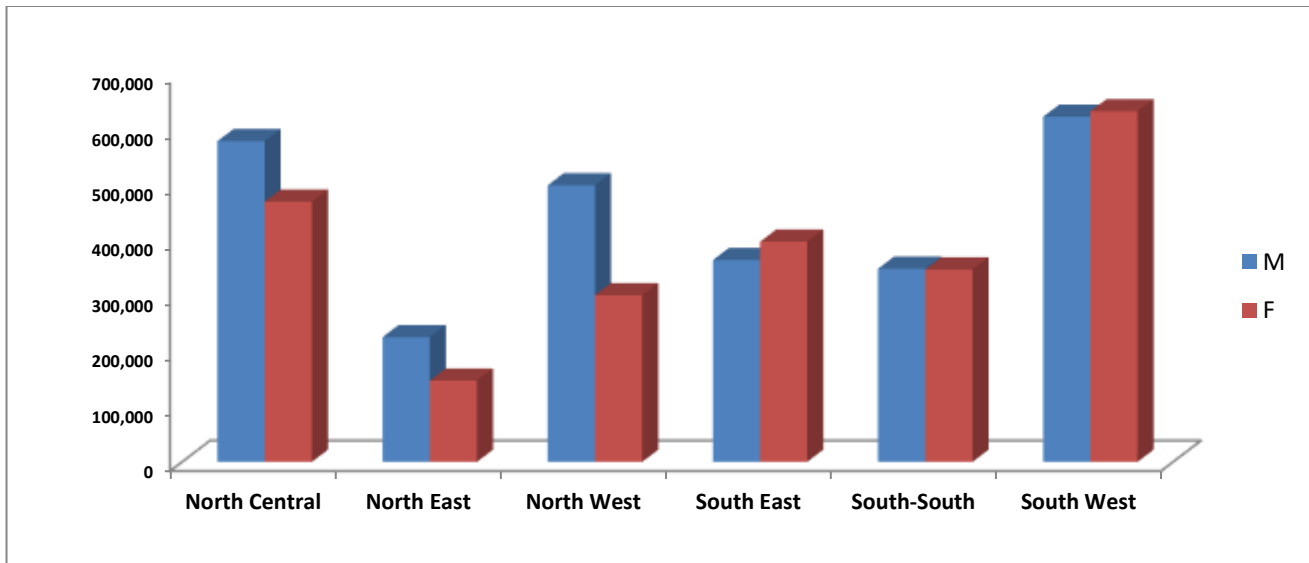


Figure 4.6 Students Enrolment by Geo-Political Zones and Gender: 2014/2015

Table 4.19 Students Enrolment by Geo-Political Zones and Gender: 2015/2016

Zone	M	F	M+F
North Central	353,412	295,941	649,353
North East	256,375	175,398	431,773
North West	625,100	377,331	1,002,431
South East	304,231	353,839	658,070
South-South	346,653	307,496	654,149
South West	531,421	548,112	1,079,533

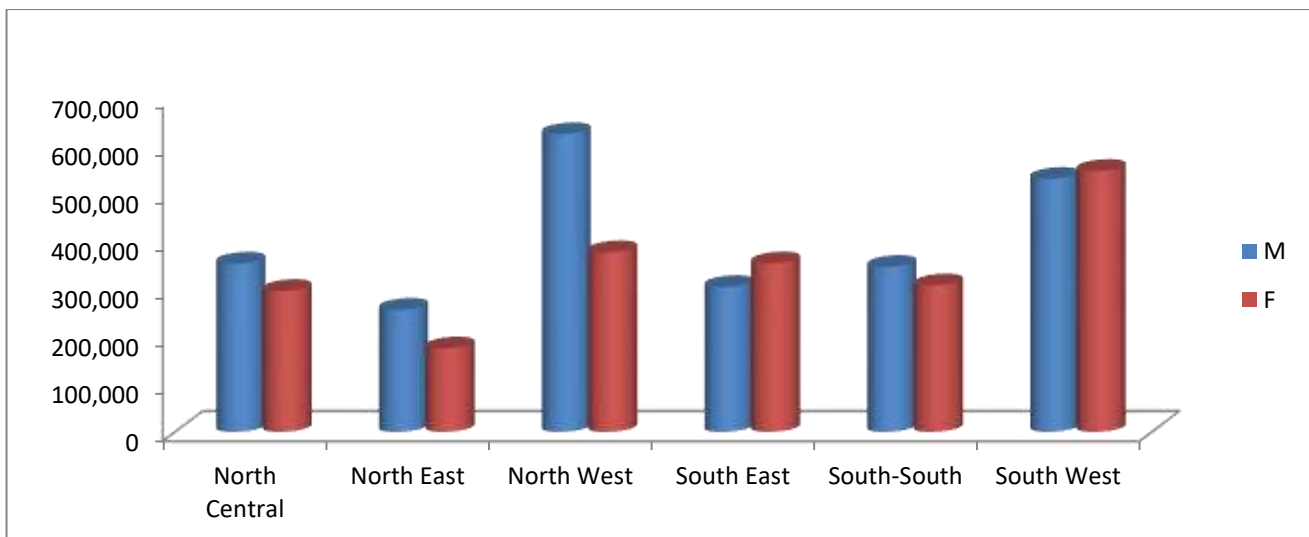


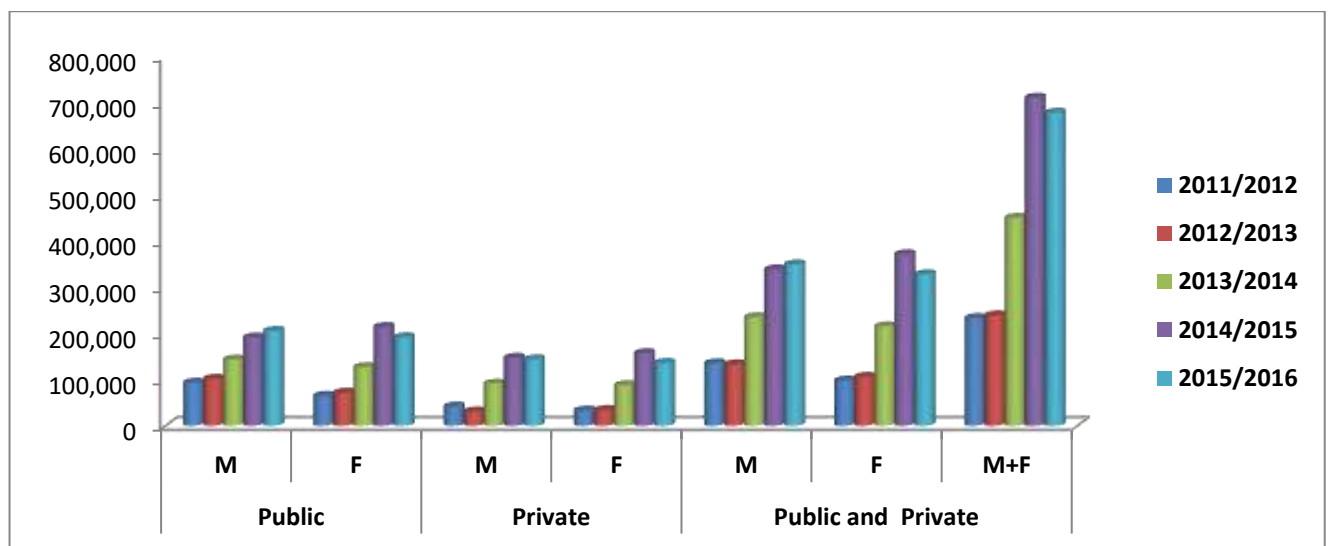
Figure 4.7 Students Enrolment by Geo-Political Zones and Gender: 2015/2016

**4.6: Teacher Statistics in Public and Private Senior Secondary Schools**

The Teacher Statistics from 2011/2012 to 2015/2016 in public and private Senior Secondary schools by Gender are captured in tables 4.20 to 4.23 while the graphical illustration is represented on fig 4.8. However, from tables 4.25 to 4.27 data provided across the State was not comprehensive with exception of data provided for 2015/2016.

**Table 4.20 Summary of Senior Secondary Schools Teachers by Type and Gender: 2011/2012 -- 2015/2016**

Year	Public		Private		Public and Private		
	M	F	M	F	M	F	M+F
2011/2012	93,550	64,979	41,993	33,353	135,543	98,332	233,875
2012/2013	102,127	72,028	31,313	34,333	133,440	106,361	239,801
2013/2014	143,934	127,434	91,566	88,374	235,500	215,808	451,308
2014/2015	191,770	214,454	147,684	157,636	339,454	372,090	711,544
2015/2016	205,949	192,326	144,374	136,510	350,323	328,836	679,159



**Figure 4.8 Summary of Senior Secondary Schools Teachers by Type and Gender: 2011/2012 -- 2015/2016**

The Teacher Statistics by State, Type and Gender of the teachers are reflected on tables 4.21 to 4.23. In the tables, information on the total composition of all teachers with emphasis on the qualified teacher in public and private schools. The general observation in all the tables shows that the data that were provided were insufficient with some States having no data imputed. However, in 2015/2016 the data provided for qualified teachers in public Schools more comprehensive as compare to private Schools.



**Table 4.21 Information on Teachers in Public and Private Senior Secondary Schools 2013/2014**

State	Public						Private					
	All Teachers			Qualified Teachers			All Teachers			Qualified Teachers		
	M	F	M+F	M	F	M+F	M	F	M+F	M	F	M+F
Abia	1,186	2,789	3,975	1,186	2,789	3,975	732	692	1,424	720	676	1,396
Adamawa	NA	NA	NA	NA	NA	NA	NA	NA	NA	NA	NA	NA
Akwa Ibom	1,625	998	2,623	1,506	876	2,382	205	131	336	119	82	201
Anambra	947	4,543	5,490	850	4,148	4,998	914	1,096	2,010	434	543	977
Bauchi	3,629	1,018	4,647	NA	NA	NA	NA	NA	NA	NA	NA	NA
Bayelsa	1,533	1,004	2,537	1,395	927	2,322	214	263	477	205	247	452
Benue	5,522	2,328	7,850	4,209	2,029	6,238	6,130	4,307	10,437	1,815	3,283	5,098
Borno	NA	NA	NA	NA	NA	NA	NA	NA	NA	NA	NA	NA
Cross River	1,878	1,827	3,705	1,672	1,756	3,428	1,488	1,700	3,188	1,211	1,474	2,685
Delta	6,921	8,632	15,553	4,328	8,161	12,489	3,219	3,940	7,159	3,088	3,962	7,050
Ebonyi	371	254	625	318	223	541	429	724	1,153	365	432	797
Edo	1,832	1,745	3,577	1,832	1,745	3,577	11,689	11,498	23,187	NA	NA	NA
Ekiti	3,253	4,164	7,417	NA	NA	NA	NA	NA	NA	NA	NA	NA
Enugu	NA	NA	NA	NA	NA	NA	NA	NA	NA	NA	NA	NA
FCT	1,523	1,910	3,433	NA	NA	NA	1,033	744	1,777	NA	NA	NA
Gombe	1,316	584	1,900	839	333	1,172	259	181	440	119	86	205
Imo	1,945	1,778	3,723	1,458	1,209	2,667	761	1,890	2,651	494	1,134	1,628
Jigawa	2,014	185	2,199	1,502	123	1,625	1,191	597	1,788	563	233	796
Kaduna	3,502	1,655	5,157	2,770	1,363	4,133	2,490	1,294	3,784	1,811	1,026	2,837
Kano	7,996	2,223	10,219	5,089	1,771	6,860	NA	NA	NA	NA	NA	NA
Katsina	2,444	434	2,878	NA	NA	NA	NA	NA	NA	NA	NA	NA
Kebbi	NA	NA	NA	NA	NA	NA	NA	NA	NA	NA	NA	NA
Kogi	2,765	1,291	4,056	NA	NA	NA	NA	NA	NA	NA	NA	NA
Kwara	6,006	8,402	14,408	3,505	4,724	8,229	NA	NA	NA	NA	NA	NA
Lagos	6,298	8,185	14,483	6,268	6,790	13,058	NA	NA	NA	NA	NA	NA
Nasarawa	NA	NA	NA	NA	NA	NA	NA	NA	NA	NA	NA	NA
Niger	2,826	1,291	4,117	2,532	1,192	3,724	5,965	6,715	12,680	4,272	4,777	9,049
Ogun	3,018	3,495	6,513	3,018	3,495	6,513	10,296	9,256	19,552	10,296	9,256	19,552
Ondo	3,181	2,062	5,243	3,181	2,062	5,243	2,176	2,198	4,374	2,176	2,198	4,374
Osun	NA	NA	NA	NA	NA	NA	NA	NA	NA	NA	NA	NA
Oyo	3,280	2,915	6,195	2,917	2,825	5,742	5,756	10,101	15,857	5,510	7,205	12,715
Plateau	2,646	922	3,568	2,385	817	3,202	4,703	2,065	6,768	3,819	1,760	5,579
Rivers	NA	NA	NA	NA	NA	NA	NA	NA	NA	NA	NA	NA
Sokoto	NA	NA	NA	NA	NA	NA	NA	NA	NA	NA	NA	NA
Taraba	NA	NA	NA	NA	NA	NA	NA	NA	NA	NA	NA	NA
Yobe	2,052	704	2,756	1,679	580	2,259	154	117	271	110	62	172
Zamfara	2,621	587	3,208	NA	NA	NA	NA	NA	NA	NA	NA	NA
<b>National</b>	<b>84,130</b>	<b>67,925</b>	<b>152,055</b>	<b>54,439</b>	<b>49,938</b>	<b>104,377</b>	<b>59,804</b>	<b>59,509</b>	<b>119,313</b>	<b>37,127</b>	<b>38,436</b>	<b>75,563</b>

Note: NA=Not Available

**Table 4.22 Information on Teachers in Public and Private Senior Secondary Schools 2014/2015**

State	Public						Private					
	All Teachers			Qualified Teachers			All Teachers			Qualified Teachers		
	M	F	M+F	M	F	M+F	M	F	M+F	M	F	M+F
Abia	711	1,774	2,485	711	1,774	2,485	1,222	1,086	2,308	1,222	1,086	2,308
Adamawa	NA	NA	NA	NA	NA	NA	NA	NA	NA	NA	NA	NA
Akwa Ibom	1,706	1,049	2,755	1,583	918	2,501	211	133	344	119	83	202
Anambra	1,168	5,828	6,996	1,045	5,246	6,291	1,017	1,124	2,141	692	423	1,115
Bauchi	3,397	992	4,389	2,750	833	3,583	1,819	7,225	9,044	3,481	1,032	4,513
Bayelsa	1,045	862	1,907	1,067	744	1,811	201	256	457	168	208	376
Benue	633	453	1,086	379	321	700	6,130	4,307	10,437	1,815	3,283	5,098
Borno	NA	NA	NA	NA	NA	NA	NA	NA	NA	NA	NA	NA
Cross River	1,878	1,827	3,705	1,672	1,756	3,428	1,488	1,700	3,188	1,211	1,474	2,685
Delta	6,921	8,632	15,553	4,328	8,161	12,489	NA	NA	NA	NA	NA	NA
Ebonyi	2,495	1,678	4,173	2,168	1,490	3,658	914	890	1,804	734	556	1,290
Edo	1,271	1,137	2,408	1,271	1,137	2,408	1,567	1,327	2,894	1,079	1,081	2,160
Ekiti	3,310	4,286	7,596	NA	NA	NA	1,581	1,357	2,938	1,076	1,082	2,158
Enugu	2,172	3,711	5,883	1,790	3,420	5,210	4,703	15,946	20,649	3,996	11,418	15,414
FCT	1,272	1,733	3,005	NA	NA	NA	1,445	1,041	2,486	NA	NA	NA
Gombe	1,612	573	2,185	1,209	418	1,627	3,558	2,610	6,168	2,582	1,681	4,263
Imo	2,002	1,829	3,831	2,001	1,826	3,827	784	1,946	2,730	705	1,654	2,359
Jigawa	2,047	203	2,250	1,593	132	1,725	1,189	629	1,818	774	344	1,118
Kaduna	1,810	5,658	7,468	3,480	1,680	5,160	NA	NA	NA	NA	NA	NA
Kano	9,351	2,788	12,139	7,353	2,131	9,484	9,335	7,903	17,238	6,708	5,423	12,131
Katsina	2,876	485	3,361	2,251	378	2,629	3,638	1,960	5,598	2,729	1,350	4,079
Kebbi	NA	NA	NA	NA	NA	NA	NA	NA	NA	NA	NA	NA
Kogi	2,640	1,234	3,874	NA	NA	NA	NA	NA	NA	NA	NA	NA
Kwara	4,118	3,415	7,533	NA	NA	NA	NA	NA	NA	NA	NA	NA
Lagos	4,405	5,696	10,101	3,878	5,249	9,127	23,354	50,228	73,582	19,291	37,426	56,717
Nasarawa	4,613	1,509	6,122	4,242	1,382	5,624	NA	NA	NA	NA	NA	NA
Niger	2,711	1,238	3,949	2,407	1,150	3,557	6,065	7,158	13,223	4,487	5,270	9,757
Ogun	5,329	6,791	12,120	5,329	6,791	12,120	7,934	9,581	17,515	7,934	9,581	17,515
Ondo	3,181	2,062	5,243	3,181	2,062	5,243	2,176	2,198	4,374	2,176	2,198	4,374
Osun	3,120	2,033	5,153	2,129	1,307	3,436	1,717	430	2,147	NA	NA	NA
Oyo	2,231	3,306	5,537	2,953	3,358	6,311	6,240	9,812	16,052	5,231	8,971	14,202
Plateau	2,646	922	3,568	2,385	817	3,202	4,706	2,089	6,795	3,848	1,766	5,614
Rivers	NA	NA	NA	NA	NA	NA	NA	NA	NA	NA	NA	NA
Sokoto	1,228	402	1,630	1,056	355	1,411	1,183	1,320	2,503	1,022	1,115	2,137
Taraba	1,759	462	2,221	1,432	369	1,801	5,405	2,860	8,265	3,780	1,676	5,456
Yobe	2,052	704	2,756	1,679	580	2,259	580	201	781	211	108	319
Zamfara	2,429	872	3,301	2,167	826	2,993	1,469	993	2,462	1,124	736	1,860
<b>National</b>	<b>90,139</b>	<b>76,144</b>	<b>166,283</b>	<b>69,489</b>	<b>56,611</b>	<b>126,100</b>	<b>101,631</b>	<b>138,310</b>	<b>239,941</b>	<b>78,195</b>	<b>101,025</b>	<b>179,220</b>

Note: NA=Not Available

**Table 4.23 Information on Teachers in Public and Private Senior Secondary Schools 2015/2016**

State	Public						Private					
	All Teachers			Qualified Teachers			All Teachers			Qualified Teachers		
	M	F	M+F	M	F	M+F	M	F	M+F	M	F	M+F
Abia	444	1,209	1,653	380	1,003	1,383	1,481	1,953	3,434	377	638	1,015
Adamawa	2,260	905	3,165	2,048	789	2,837	780	571	1,351	234	133	367
Akwa Ibom	1,960	1,477	3,437	1,442	1,105	2,547	1,168	786	1,954	273	227	500
Anambra	1,102	5,513	6,615	1,000	5,056	6,056	1,087	1,007	2,094	526	718	1,244
Bauchi	3,584	1,178	4,762	2,812	1,023	3,835	466	144	610	255	66	321
Bayelsa	1,094	438	1,532	889	336	1,225	500	400	900	76	85	161
Benue	3,189	802	3,991	2,894	698	3,592	6,591	2,093	8,684	3,418	1,080	4,498
Borno	1,229	516	1,745	1,095	445	1,540	423	178	601	230	131	361
Cross River	1,217	627	1,844	1,053	563	1,616	1,956	1,327	3,283	610	488	1,098
Delta	2,172	2,543	4,715	1,889	2,134	4,023	3,247	3,485	6,732	639	918	1,557
Ebonyi	2,495	1,678	4,173	2,168	1,490	3,658	2,422	2,801	5,223	2,016	2,037	4,053
Edo	861	587	1,448	724	491	1,215	4,605	3,906	8,511	1,040	1,048	2,088
Ekiti	2,077	1,939	4,016	1,987	1,812	3,799	746	920	1,666	215	472	687
Enugu	1,858	3,307	5,165	1,570	2,995	4,565	4,654	17,425	22,079	3,983	12,775	16,758
FCT	1,149	1,314	2,463	867	1,068	1,935	304	266	570	103	107	210
Gombe	1,454	518	1,972	1,032	382	1,414	3,681	2,624	6,305	2,753	1,723	4,476
Imo	849	1,875	2,724	804	1,534	2,338	203	194	397	63	86	149
Jigawa	2,104	248	2,352	1,675	176	1,851	1,191	618	1,809	722	353	1,075
Kaduna	3,810	1,836	5,646	3,404	1,660	5,064	9,231	10,421	19,652	7,723	8,279	16,002
Kano	5,609	1,798	7,407	4,549	1,398	5,947	8,426	7,203	15,629	6,366	4,983	11,349
Katsina	2,757	493	3,250	2,263	419	2,682	4,284	2,198	6,482	3,372	1,606	4,978
Kebbi	1,795	453	2,248	1,484	382	1,866	1,539	1,152	2,691	1,245	847	2,092
Kogi	1,775	840	2,615	1,476	702	2,178	2,115	1,452	3,567	789	666	1,455
Kwara	4,006	3,503	7,509	3,425	3,118	6,543	5,991	9,033	15,024	4,875	6,964	11,839
Lagos	3,891	5,217	9,108	3,437	4,804	8,241	NA	NA	NA	NA	NA	NA
Nasarawa	2,643	652	3,295	2,304	538	2,842	2,780	1,503	4,283	979	540	1,519
Niger	2,403	1,198	3,601	2,173	1,123	3,296	8,069	9,976	18,045	6,018	7,150	13,168
Ogun	2,353	2,120	4,473	2,005	1,894	3,899	8,732	7,459	16,191	1,657	1,707	3,364
Ondo	3,115	2,452	5,567	2,424	1,969	4,393	2,236	1,938	4,174	525	507	1,032
Osun	1,143	704	1,847	1,090	684	1,774	857	832	1,689	244	351	595
Oyo	4,466	4,407	8,873	4,194	4,170	8,364	16,494	29,818	46,312	13,916	24,164	38,080
Plateau	2,123	633	2,756	1,767	527	2,294	5,393	2,830	8,223	2,829	1,535	4,364
Rivers	2,197	1,897	4,094	1,683	1,565	3,248	3,696	3,370	7,066	582	634	1,216
Sokoto	1,488	455	1,943	1,251	407	1,658	1,671	1,575	3,246	1,451	1,309	2,760
Taraba	987	369	1,356	879	319	1,198	6,448	3,190	9,638	4,482	1,865	6,347
Yobe	1,030	281	1,311	853	219	1,072	712	279	991	188	97	285
Zamfara	1,727	470	2,197	1,563	442	2,005	1,354	947	2,301	1,047	781	1,828
National	80,416	56,452	136,868	68,553	49,440	117,993	125,533	135,874	261,407	75,821	87,070	162,891

Note: NA=Not Available

#### 4.7 Students-Teacher Ratio

Table 4.24 is on students-teacher ratio across States in public and private Senior Secondary Schools from 2013/2014 to 2015/2016. The information observed indicates that while data from across the States (2013/2014 and 2014/2015) were not comprehensive, only data from States in 2015/2016 were comprehensive irrespective of whether public or private School.

STATE	Pupil-Teacher Ratio 2013/2014					Pupil-Teacher Ratio 2014/2015					Pupil-Teacher Ratio 2015/2016				
	Enrolment (M+F)	All Teachers (M+F)	Pupil-All Teacher Ratio	Qualified Teachers	Pupil-Qualified Teacher Ratio	Enrolment (M+F)	All Teachers (M+F)	Pupil-All Teacher Ratio	Qualified Teachers	Pupil-Qualified Teacher Ratio	Enrolment (M+F)	All Teachers (M+F)	Pupil-All Teacher Ratio	Qualified Teachers	Pupil-Qualified Teacher Ratio
Abia	45,147	5,399	8	5,371	8	42,031	4,793	9	4,793	9	28,497	5,087	6	2,398	12
Adamawa	77,357	NA	NA	NA	NA	78,936	NA	NA	NA	NA	80,545	4,516	18	3,204	25
Akwa Ibom	295,318	2,959	100	2,583	114	310,097	3,099	100	2,703	115	209,891	5,391	39	3,047	69
Anambra	54,465	7,500	7	5,975	9	56,939	9,137	6	7,406	8	58,773	8,709	7	7,300	8
Bauchi	99,158	4,647	21	NA	NA	106,123	13,433	8	8,096	13	122,546	5,372	23	4,156	29
Bayelsa	45,465	3,014	15	2,774	16	45,856	2,364	19	2,187	21	32,448	2,432	13	1,386	23
Benue	344,124	18,287	19	11,336	30	459,016	11,523	40	5,798	79	98,209	12,675	8	8,090	12
Borno	NA	NA	NA	NA	NA	NA	NA	NA	NA	NA	68,536	2,346	29	1,901	36
Cross River	136,671	6,893	20	6,113	22	136,671	6,893	20	6,113	22	51,197	5,127	10	2,714	19
Delta	151,125	22,712	7	19,539	8	106,481	15,553	7	12,489	9	124,573	11,447	11	5,580	22
Ebonyi	49,022	1,778	28	1,338	37	66,076	5,977	11	4,948	13	76,112	9,396	8	7,711	10
Edo	128,098	26,764	5	3,577	36	96,935	5,302	18	4,568	21	122,531	9,959	12	3,303	37
Ekiti	45,558	7,417	6	NA	NA	56,174	10,534	5	2,158	26	50,185	5,682	9	4,486	11
Enugu	135,277	NA	NA	NA	NA	119,233	26,532	4	20,624	6	109,792	27,244	4	21,323	5
FCT	56,555	5,210	11	NA	NA	67,963	5,491	12	NA	NA	57,638	3,033	19	2,145	27
Gombe	90,446	2,340	39	1,377	66	63,736	8,353	8	5,890	11	65,236	8,277	8	5,890	11
Imo	425,413	6,374	67	4,295	99	477,965	6,561	73	6,186	77	384,896	3,121	123	2,487	155
Jigawa	86,223	3,987	22	2,421	36	78,586	4,068	19	2,843	28	86,377	4,161	21	2,926	30
Kaduna	158,374	8,941	18	6,970	23	136,252	7,468	18	5,160	26	166,266	25,298	7	21,066	8
Kano	237,513	10,219	23	6,860	35	298,198	29,377	10	21,615	14	272,806	23,036	12	17,296	16
Katsina	133,544	2,878	46	0		156,233	8,959	17	6,708	23	169,406	9,732	17	7,660	22
Kebbi	NA	NA	NA	NA	NA	NA	NA	NA	NA	NA	78,494	4,939	16	3,958	20
Kogi	74,257	4,056	18	NA	NA	76,282	3,874	20	NA	NA	56,371	6,182	9	3,633	16
Kwara	83,197	14,408	6	8,229	10	99,538	7,533	13	NA	NA	103,447	22,533	5	18,382	6
Lagos	247,769	14,483	17	13,058	19	374,956	83,683	4	65,844	6	360,864	9,108	40	8,241	44
Nasarawa	NA	NA	NA	NA	NA	88,094	6,122	14	5,624	16	87,118	7,578	11	4,361	20
Niger	161,925	16,797	10	12,773	13	154,951	17,172	9	13,314	12	163,058	21,646	8	16,464	10
Ogun	221,366	26,065	8	26,065	8	251,043	29,635	8	29,635	8	232,494	20,664	11	7,263	32
Ondo	147,004	9,617	15	9,617	15	147,158	9,617	15	9,617	15	107,695	9,741	11	5,425	20
Osun	NA	NA	NA	NA	NA	138,670	7,300	19	3,436	40	85,164	3,536	24	2,369	36
Oyo	252,774	22,052	11	18,457	14	288,167	21,589	13	20,513	14	243,131	55,185	4	46,444	5
Plateau	91,694	10,336	9	8,781	10	103,025	10,363	10	8,816	12	83,512	10,979	8	6,658	13
Rivers	NA	NA	NA	NA	NA	NA	NA	NA	NA	NA	113,509	11,160	10	4,464	25
Sokoto	70,985	NA	NA	NA	NA	60,021	4,133	15	3,548	17	78,088	5,189	15	4,418	18
Taraba	NA	NA	NA	NA	NA	47,305	10,486	5	7,257	7	51,330	10,994	5	7,545	7
Yobe	67,597	3,027	22	2,431	28	75,842	3,537	21	2,578	29	43,580	2,302	19	1,357	32
Zamfara	79,068	3,208	25	NA	NA	71,186	5,763	12	4,853	15	150,994	4,498	34	3,833	39
<b>TOTAL</b>	<b>4,292,489</b>	<b>271,368</b>	<b>16</b>	<b>179,940</b>	<b>24</b>	<b>4,935,739</b>	<b>406,224</b>	<b>12</b>	<b>305,320</b>	<b>16</b>	<b>4,475,309</b>	<b>398,275</b>	<b>11</b>	<b>280,884</b>	<b>16</b>

Note: NA=Not available

#### 4.8 Science and Technical Colleges

Tables 4.25 and 4.27 show enrolment data and students' outturn by class, gender and State in 2013/2014 and 2014/2015 academic sessions respectively. Tables 4.26 and 4.28 summarise data on the mode (full time) and outturn of students by programmes, class and gender in 2013/2014 and 2014/2015.

**Table 4.25 Technical College Outturn (full time) by Class, Gender and State: 2013/2014**

State	No. of Schools	NTC 1		NTC 2		NTC 3		Total		
		M	F	M	F	M	F	M	F	M+F
Abia	3	296	51	267	35	161	22	724	108	832
Adamawa	2	458	113	396	104	355	71	1,209	288	1,497
Akwa Ibom	5	2,193	179	1,456	141	976	105	4,625	425	5,050
Anambra	3	677	111	485	44	280	21	1,442	176	1,618
Bauchi	2	838	114	598	77	563	66	1,999	257	2,256
Bayelsa	1	235	236	237	238	239	240	711	714	1,425
Benue	9	1,282	132	1,111	133	692	90	3,085	355	3,440
Borno	NA	NA	NA	NA	NA	NA	NA	NA	NA	NA
Cross River	2	269	125	217	82	175	63	661	270	931
Delta	5	325	87	367	75	318	72	1,010	234	1,244
Ebonyi	3	836	220	560	230	248	78	1,644	528	2,172
Edo	3	574	64	425	44	284	30	1,283	138	1,421
Ekiti	6	550	77	476	74	364	42	1,390	193	1,583
Enugu	3	784	52	723	37	584	28	2,091	117	2,208
FCT	1	228	229	230	231	232	233	690	693	1,383
Gombe	5	1,503	819	1,343	631	2,435	1,198	5,281	2,648	7,929
Imo	4	1,428	13	1,044	10	648	3	3,120	26	3,146
Jigawa	1	153	154	155	156	157	158	465	468	933
Kaduna	1	395	396	397	398	399	400	1,191	1,194	2,385
Kano	6	1,111	78	881	68	767	61	2,759	207	2,966
Katsina	NA	NA	NA	NA	NA	NA	NA	NA	NA	NA
Kebbi	2	637	0	639	0	630	0	1,906	0	1,906
Kogi	1	38	39	40	41	42	43	120	123	243
Kwara	3	68	16	74	14	57	8	199	38	237
Lagos	7	2,527	583	1,972	363	1,554	423	6,053	1,369	7,422
Nasarawa	4	909	57	766	55	763	44	2,438	156	2,594
Niger	6	2,231	368	2,206	297	2,274	282	6,711	947	7,658
Ogun	8	1,395	405	1,136	386	937	266	3,468	1,057	4,525
Ondo	7	721	78	870	118	849	120	2,440	316	2,756
Osun	3	182	31	104	16	139	23	425	70	495
Oyo	1	680	681	682	683	684	685	2,046	2,049	4,095
Plateau	NA	NA	NA	NA	NA	NA	NA	NA	NA	NA
Rivers	4	859	281	820	149	884	242	2,563	672	3,235
Sokoto	3	603	0	829	0	621	0	2,053	0	2,053
Taraba	7	923	174	623	150	609	133	2,155	457	2,612
Yobe	4	789	158	701	221	689	181	2,179	560	2,739
Zamfara	2	380	33	375	0	288	0	1,043	33	1,076
<b>National</b>	127	27,077	6,154	23,205	5,301	20,897	5,431	71,179	16,886	88,065

Source: NBTE, Number of schools is based on the availability of data from the schools

Note: NA=Not available

**Table 4.26 Full Time Technical College Outturn Summary by Programmes: 2013/2014**

Trade	NTC			Total		
	M	F	M+F	M	F	M+F
Accountancy	34	24	58	34	24	58
Agric Implement Mechanics	221	96	317	221	96	317
Architectural Draughtsmanship	113	7	120	113	7	120
Auto Electric Wiring	32	0	32	32	0	32
Brick/block laying & Concrete Works	3755	364	4119	3755	364	4119
Building Construction	228	2	230	228	2	230
Building Technology	4	0	4	4	0	4
Business Studies	504	938	1442	504	938	1442
Carpentry and Joinery	1601	130	1731	1601	130	1731
Catering Craft Practice	75	771	846	75	771	846
Ceramics	21	7	28	21	7	28
Computer Craft Practice	881	851	1732	881	851	1732
Cosmetology	32	75	107	32	75	107
Electrical Installation & Maintenance	6601	427	7028	6601	427	7028
Electronics Works	606	111	717	606	111	717
Fabrication and Welding	1905	77	1982	1905	77	1982
Fitting and Machining	16	0	16	16	0	16
Footware Technology	4	0	4	4	0	4
Foundry Craft Practice	6	0	6	6	0	6
Furniture Design & Construction	957	3	960	957	3	960
Garment Making	141	144	285	141	144	285
Graphic Arts	44	2	46	44	2	46
Instrument Mechanics	33	5	38	33	5	38
Leather Trade	11	0	11	11	0	11
Marine Engr. Craft Practice.	37	0	37	37	0	37
Mechanical Engr Craft Practice	1308	45	1353	1308	45	1353
Motor Vehicle Mechanics	2849	59	2908	2849	59	2908
Painting and Decorating	235	34	269	235	34	269
Plumbing and Pipe Fitting	331	1	332	331	1	332
Printing Craft Practice	44	9	53	44	9	53
Radio, Television and Electronics	171	35	206	171	35	206
Refrigeration and Air Conditioning Work	76	3	79	76	3	79
Refrigeration & Air-conditioning Work	178	6	184	178	6	184
Shorthand and Stenography	6	16	22	6	16	22
Textile Trade	2	7	9	2	7	9
Vehicle Body Building	16	0	16	16	0	16
<b>Total</b>	<b>23078</b>	<b>4249</b>	<b>27327</b>	<b>23078</b>	<b>4249</b>	<b>27327</b>

Source: NBTE

Note: NA=Not available

Table 4.27 Technical College Outturn (full time) by Class, Gender and State: 2014/2015

States	No. of Schools	NTC 1		NTC 2		NTC 3		Total		
		M	F	M	F	M	F	M	F	M+F
Abia	3	333	52	220	23	247	37	800	112	912
Adamawa	2	296	60	265	65	263	67	824	192	1,016
Akwa Ibom	5	2,224	173	1,062	95	843	105	4,129	373	4,502
Anambra	2	307	23	244	20	137	21	688	64	752
Bauchi	2	564	42	545	45	177	1	1,286	88	1,374
Bayelsa	2	261	132	255	126	226	93	742	351	1,093
Benue	5	559	51	498	47	367	51	1,424	149	1,573
Borno	NA	NA	NA	NA	NA	NA	NA	NA	NA	NA
Cross River	2	458	155	378	157	102	35	938	347	1,285
Delta	7	513	128	334	68	319	58	1,166	254	1,420
Ebonyi	3	465	41	393	109	181	49	1,039	199	1,238
Edo	3	471	55	440	57	339	59	1,250	171	1,421
Ekiti	5	364	44	457	57	388	51	1,209	152	1,361
Enugu	3	698	52	688	60	547	37	1,933	149	2,082
FCT	1	308	81	170	37	142	6	620	124	744
Gombe	2	1,088	263	1,087	283	1,053	260	3,228	806	4,034
Imo	NA	NA	NA	NA	NA	NA	NA	NA	NA	NA
Jigawa	1	165	0	155	0	157	0	477	0	477
Kaduna	1	416	37	484	11	396	24	1,296	72	1,368
Kano	3	803	29	568	0	539	0	1,910	29	1,939
Katsina	NA	NA	NA	NA	NA	NA	NA	NA	NA	NA
Kebbi	2	715	0	691	0	599	0	2,005	0	2,005
Kogi	1	42	9	42	9	41	8	125	26	151
Kwara	3	65	17	65	16	66	8	196	41	237
Lagos	5	1,571	364	1,459	353	1,071	259	4,101	976	5,077
Nasarawa	3	455	42	369	27	344	47	1,168	116	1,284
Niger	6	2,310	335	2,339	339	2,062	250	6,711	924	7,635
Ogun	7	1,092	266	1,089	321	913	246	3,094	833	3,927
Ondo	7	561	87	557	78	673	128	1,791	293	2,084
Osun	2	397	26	266	14	162	7	825	47	872
Oyo	1	651	101	672	58	583	88	1,906	247	2,153
Plateau	NA	NA	NA	NA	NA	NA	NA	NA	NA	NA
Rivers	3	879	229	851	252	802	176	2,532	657	3,189
Sokoto	3	530	0	646	0	594	0	1,770	0	1,770
Taraba	6	463	114	380	105	320	109	1,163	328	1,491
Yobe	1	223	0	200	0	212	0	635	0	635
Zamfara	2	590	0	565	0	550	0	1,705	0	1,705
<b>National</b>	<b>104</b>	<b>20,837</b>	<b>3,008</b>	<b>18,434</b>	<b>2,832</b>	<b>15,415</b>	<b>2,280</b>	<b>54,686</b>	<b>8,120</b>	<b>62,806</b>

Source: NBTE, Number of schools is based on the availability of data from the schools;

Note: NA=Not available

**Table 4.28 Full Time Technical College Outturn Summary by Programmes: 2014/2015**

Trade	NTC			Total		
	M	F	M+F	M	F	M+F
Accountancy	3	1	4	3	1	4
Agric Implement Mechanics	168	196	364	168	196	364
Architectural Draughtsmanship	64	6	70	64	6	70
Auto Electric Wiring	30	0	30	30	0	30
Brick/block laying & Concrete. Works	2,424	133	2,557	2,424	133	2,557
Building Construction	135	2	137	135	2	137
Business Studies	349	537	886	349	537	886
Carpentry and Joinery	1,215	22	1,237	1,215	22	1,237
Catering Craft Practice	161	372	533	161	372	533
Ceramics	17	7	24	17	7	24
Computer Craft Practice	661	200	861	661	200	861
Computer Maintenance & GSM Repairs	4	0	4	4	0	4
Cosmetology	0	5	5	0	5	5
Electrical Installation & Maintenance	5,024	187	5,211	5,024	187	5,211
Electronics Works	708	48	756	708	48	756
Fabrication and Welding	1,603	6	1,609	1,603	6	1,609
Foundry Craft Practice	14	3	17	14	3	17
Furniture Design & Construction	847	4	851	847	4	851
Garment Making	102	177	279	102	177	279
General Education	72	49	121	72	49	121
Graphic Arts	66	7	73	66	7	73
Instrument Mechanics	36	0	36	36	0	36
Leather Trade	6	2	8	6	2	8
Machine Wood Working	3	0	3	3	0	3
Mechanical Engineering Craft Practice	905	22	927	905	22	927
Motor Vehicle Mechanics	2,324	51	2,375	2,324	51	2,375
Painting and Decorating	182	25	207	182	25	207
Plumbing and Pipe Fitting	369	5	374	369	5	374
Printing Craft Practice	30	5	35	30	5	35
Radio, Television and Electronics	122	22	144	122	22	144
Refrigeration & Air-conditioning Work	204	4	208	204	4	208
Shorthand and Stenography	13	10	23	13	10	23
Vehicle Body Building	16	1	17	16	1	17
<b>Total</b>	<b>17,877</b>	<b>2,109</b>	<b>19,986</b>	<b>17,877</b>	<b>2,109</b>	<b>19,986</b>

Source: NBTE



## CHAPTER FIVE

### TERTIARY EDUCATION

#### 5.0 Introduction

Tertiary education is education offered after secondary and vocational education. It includes education at Universities, Polytechnics, Monotechnics, Colleges of Education and other institutions of higher learning.

While tertiary education is largely the responsibility of Federal and State governments, individuals and organisations also participate. However, Federal Government through its agencies such as the National University Commission (NUC) for universities, National Board for Technical Education (NBTE) for polytechnics and monotechnics and National Commission for Colleges of Education (NCCE) for colleges of education are responsible for regulating these institutions.

#### 5.1 Universities

There were 129 universities in Nigeria as at 2012/2013 academic session. These comprised of 40 federal, 39 states and 50 private universities. However in 2014/2015 we have 147 universities made up of 46 federal, 40 states and 61 private but data is available for 2010/2011 to 2012/2013. Tables 5.1.1 to 5.1.5 show universities distribution by ownership and their enrolment. Also presented in Fig. 5.1.1 is the University distribution by ownership, while female participation is graphically illustrated in Fig 5.1.2 for the 2013/2014 to 2015/2016 school academic session.

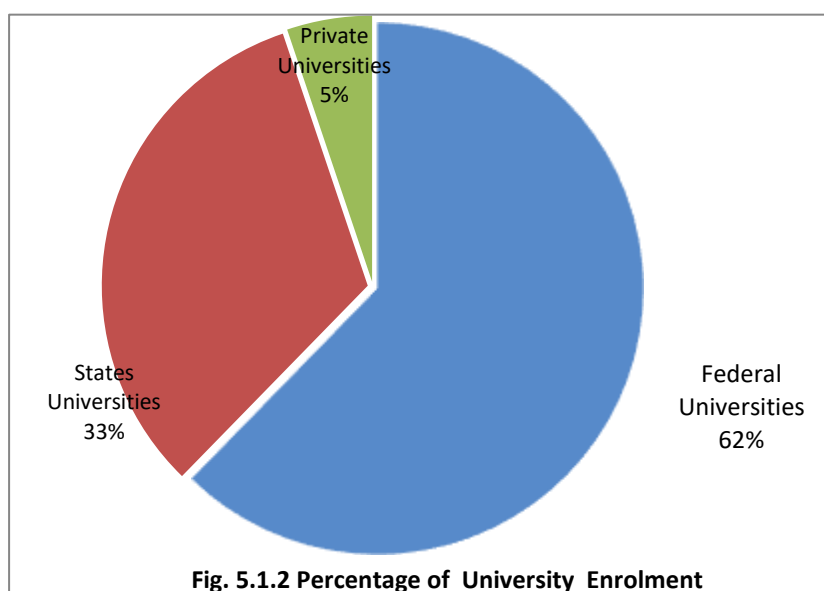
**Table 5.1.1 Distribution of Universities by Ownership**

	2010/2011	2011/2012	2012/2013
<b>Federal</b>	36	37	40
<b>States</b>	36	38	39
<b>Private</b>	45	50	50
<b>Total</b>	117	125	129

**Table 5.1.2 Number of Undergraduate Students in University Education: 2012/2013**

243384 171942 438641

Universities	M	F	M+F
<b>National</b>	770,293	479,349	1,274,261
<b>Federal Universities</b>	487,706	273,657	761,363
<b>States Universities</b>	243384	171942	438,641
<b>Private Universities</b>	39,203	33,750	74,257



**Table 5.1.3 Federal University Undergraduate Enrolment by Institution and Gender: 2012/2013**

S/N	Institution	M	F	M+F
1	Abubakar Tafawa Balewa University, Bauchi	9786	2267	12053
2	Ahmadu Bello University, Zaria	32623	14794	47417
3	Bayero University, Kano	27221	12454	39675
4	Federal University of Petroleum Resources	317	159	477
5	Federal University of Technology, Akure	18524	5634	24158
6	Federal University of Technology, Minna	16191	4716	20906
7	Federal University of Technology, Owerri	19722	5534	25256
8	Federal University of Technology, Yola	6022	4055	10077
9	Federal University, Lafia	187	61	248
10	Michael Okpara University of Agriculture, Umudike	8399	5816	14215
11	National Open University	80459	47706	128166
12	Nigerian Defence Academy, Kaduna**	964	0	964
13	Nnamdi Azikiwe University, Awka	14635	12108	26743
14	Obafemi Awolowo University, Ile-Ife	22688	13879	36566
15	University of Abuja	15646	10051	25698
16	University of Agriculture, Abeokuta	10121	5790	15911
17	University of Agriculture, Makurdi	13890	3704	17594
18	University of Benin, Benin City	19686	11060	30746
19	University of Calabar, Calabar	11734	10529	22263
20	University of Ibadan, Ibadan	13586	11489	25075
21	University of Ilorin, Ilorin	18931	12019	30950
22	University of Jos, Jos	13625	11778	25403
23	University of Lagos, Lagos	16342	11711	28053
24	University of Maiduguri, Maiduguri	34708	16927	51634
25	University of Nigeria, N/Aukka	20660	15849	36509
26	University of Port-Harcourt, Port-Harcourt	20558	14881	35439
27	University of Uyo, Uyo	9135	5261	14396
28	Usman Danfodio University, Sokoto	11346	3426	14773
	<b>National</b>	<b>487706</b>	<b>273657</b>	<b>761363</b>

**Note:** \*-Data not available \*\* Male and female were merged together

Source: NUC

**Table 5.1.4 State University Undergraduate Enrolment by Institution and Gender: 2012/2013**

S/N	INSTITUTION	M	F	M+F
1	Abia State University, Uturu	9582	8345	17927
2	Adamawa State University, Mubi	4032	2180	6212
3	Adekunle Ajasin University, Akungba-Akoko**			11174
4	Akwa Ibom State University of Technology * Uyo	309	179	488
5	Ambrose Alli University, Ekpoma**			12141
6	Anambra State University Uli	14595	11544	26139
7	Bauchi State University * Gadau	0	0	0
8	Benue State University, Makurdi	10227	6803	17030
9	Bukar Abba Ibrahim University, Damaturu	1323	835	2158
10	Cross River State University of Science & Tech.	10914	5961	16875
11	Delta State University, Abraka	10480	9292	19772
12	Ebonyi State University, Abakaliki	17529	14473	32002
13	Ekiti State University, Ado Ekiti	8308	8374	16682
14	Enugu State University of Sci & Tech	14182	11605	25787
15	Evan Enwerem University Owerri	9996	8180	18176
16	Gombe State University, Gombe	3699	1871	5570
17	Ibrahim Babangida University, Lapai Niger State	4046	1987	6033
18	Ignatius Ajuru University of Education, Portharcourt	992	1536	2528
19	Kaduna State University, Kaduna	3860	2721	6581
20	Kano State University of Technology, Wudil	7032	845	7877
21	Kebbi State University of Science and Technology, Aliero	2244	602	2846
22	Kogi State University, Anyigba	13862	9053	22915
23	Kwara State University, Malete	1712	1777	3489
24	Ladoke Akintola University of Technology, Ogbomosho	15890	10920	26810
25	Lagos State University, Ojo, Lagos	7892	6111	14003
26	Nasarawa State University, Keffi	12419	8752	21171
27	Niger-Delta University, Yenagoa	8602	5928	14530
28	Northwest University, Kano *	0	0	0
29	Olabisi Onabanjo University, Ago-Iwoye	10309	8343	18652
30	Ondo State University of Science and Technology, Okitipupa	166	46	212
31	Osun State University, Osogbo *	4026	4039	8065
32	Plateau State University, Bokkos *	0	0	0
33	Rivers State University of Science & Technology , Port Harcourt	21282	5908	27190
34	Sokoto State University * Sokoto	0	0	0
35	Tai Solarin University of Education, Ijagun	8136	11668	19804
36	Taraba State University, Jalingo	921	586	1507
37	Umaru Musa Yar'adua University, Katsina	4817	1478	6295
38	University of Education, Ikere Ekiti *	0	0	0
	<b>National</b>	<b>243384</b>	<b>171942</b>	<b>438641</b>

**Note:** \*-Data not available \*\* Male and female were merged together

Source: NUC

**Table 5.1.5 Private University Undergraduate Enrolment by Institution and Gender: 2012/2013**

S/N	INSTITUTION	M	F	M+F
1	Achievers University , Owo	427	451	878
2	Adeleke University Ede, Osun State*	0	0	0
3	Afe Babalola University Ado Ekiti	622	556	1178
4	Africa University of Science and Technology, Abuja*	0	0	0
5	Ajayi Crowther University, Ibadan	2059	373	2432
6	Al-Hikmah University, Ilorin	1456	1146	2602
7	American University Of Nigeria	868	575	1443
8	Babcock University, Ilishan Remo	4442	4776	9218
9	Baze University, Abuja *	0	0	0
10	Bells University of Technology, Badagary	1355	789	2144
11	Benson Idahosa University, Benin City	1253	1372	2625
12	Bingham University, Jos	874	1100	1974
13	Bowen University, Iwo, Osun State	1940	2411	4351
14	Caleb University, Lagos	439	456	895
15	Caritas University, Amorji-Nke, Enugu	1856	1873	3729
16	CETEP City University, Lagos	5411	3994	9405
17	Covenant University, Ota, Ogun State	598	423	1021
18	Crawford University, Igbesa, Ogun State	572	556	1128
19	Crescent University, Abeokuta, Ogun State	102	127	229
20	Elizade University, Ondo State *	0	0	0
21	Evangel University, Ebonyi State	446	449	895
22	Fountain University, Oshogbo, Osun State	498	428	926
23	Godfrey Okoye University, Enugu	103	106	209
24	Gregory University, Abia State	2880	2711	5591
25	Igbinedion University, Okada, Edo State	1015	971	1986
26	Joseph Ayo Babalola University, Ikeji-Arakeji	1404	510	1914
27	Katsina University, Katsina	687	340	1027
28	Kwarafa University, Wukari *, Taraba State	0	0	0
29	Landmark University, Omuaran, Kwara State	1358	1069	2427
30	Lead City University, Ibadan, Oyo State	244	269	513
31	Madonna University, Okija **, Anamra State		0	1304
32	McPherson University, Abeokuta, Ogun State	210	243	453
33	Nigeria Turkish Nile University, Abuja	105	86	191
34	Novena University, Ogume, Delta State	118	101	219
35	Obong University, Obong Ntak, A/Ibom	554	465	1019
36	Oduduwa University, Ipetumodu, Osun State	283	234	517
37	Pan-African University, Lagos	88	69	157
38	Paul University, Awka	1478	1740	3218
39	Redeemers University, Ede, Osun State	96	156	252
40	Renaissance University, Enugu	4	12	16
41	Rhema University Obeama Asa	421	419	840
42	Salem University * Lokoja, Kogi State	0	0	0
43	Samuel Adeboyege University, Edo State *	0	0	0
44	South western University, Okun Owa, Ogun State	1008	644	1652
45	Tansian University, Umunya, Anambra	575	576	1151
46	University of Mkar, Mkar – Benue State	166	190	356
47	Veritas University, Abuja	55	37	92
48	Wellspring University, Edo State	301	259	560
49	Wesley University of Science & Technology, Ondo	416	344	760
50	Western Delta University, Oghara Delta State	416	344	760
	<b>National</b>	<b>39203</b>	<b>33750</b>	<b>74257</b>

**Note:** \*-Data not available \*\* Male and female were merged together

Source: NUC

## 5.2 POLYTECHNIC

There were 88 public and private polytechnics in Nigeria as at 2014/2015 academic session. Tables 5.2.1 to 5.2.9 show enrolment by programme and outturn with graphical illustration as in Figures 5.2.1

Table 5.2.1 Students Enrolment and Out-turn in Polytechnics by Gender: 2013/14-2014/15

Year	No of Polytechnics	Enrolment			Outturn		
		M	F	M+F	M	F	M+F
2013/2014	83	175745	117638	293383	74362	50304	124666
2014/2015	88	174105	119687	293792	65228	43060	108288

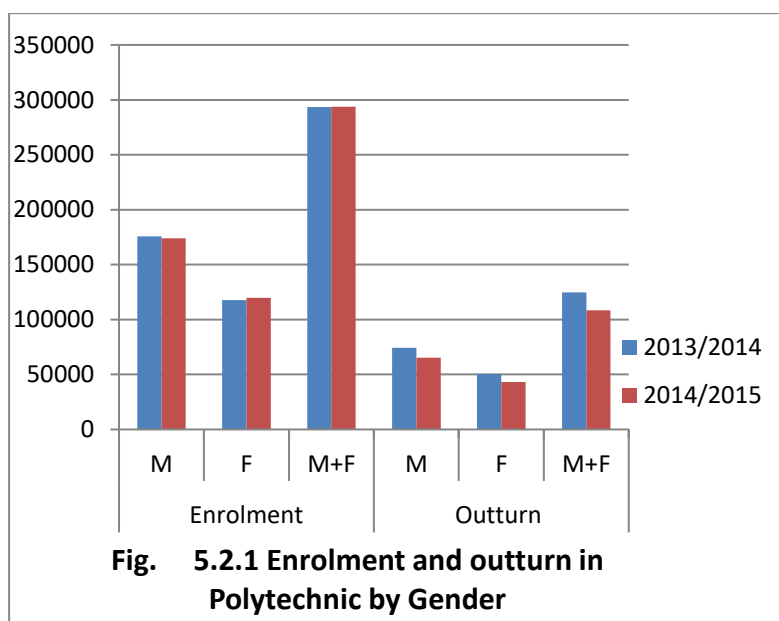


Table 5.2.2 Full-Time and Part-time Enrolment Distribution by level and Gender: 2013/2014

Institution	Pre-ND		ND 1		ND 2		ND 3		HND 1		HND 2		HND 3		Total		
	M	F	M	F	M	F	M	F	M	F	M	F	M	F	M	F	M+F
Abdu Gusau Polytechnic Talata Mafara	0	0	492	147	509	141	0	0	287	71	296	68	0	0	1584	427	2011
Abia State Polytechnic Aba	0	0	148	201	92	168	0	0	160	290	163	298	0	0	563	957	1520
Abraham Adesanya Polytechnic, Ijebu Igbo	0	0	275	266	216	223	0	0	29	42	34	46	0	0	554	577	1131
Abubakar Tatari Ali Polytechnic Bauchi	0	0	1984	363	1199	300	0	0	0	0	0	0	0	0	3183	663	3846
Adamawa State Polytechnic Yola	115	42	372	119	322	99	0	0	15	12	10	9	0	0	834	281	1115
Akanu Ibiam Federal Polytechnic Unwana, Afikpo	48	53	709	429	650	339	0	0	613	327	569	288	0	0	2589	1436	4025
Akwa Ibom State College of Arts and Science, Nung Ukim	0	0	112	109	75	71	0	0	0	0	0	0	0	0	187	180	367
Akwa Ibom State Polytechnic Ikot Osurua	38	30	1007	717	542	422	0	0	230	438	248	367	0	0	2065	1974	4039
Allover Central Polytechnic Otta	0	0	72	60	85	58	0	0	41	36	50	47	0	0	248	201	449
Auchi Polytechnic Auchi	0	0	3965	3121	2831	2112	0	0	1686	1630	2203	1785	0	0	10685	8648	19333
Bayelsa State College of Arts and Science, Elebele	0	0	14	8	0	0	0	0	0	0	0	0	0	0	14	8	22
Benue State Polytechnic Ugbokolo	145	54	859	437	601	263	0	0	423	222	368	172	0	0	2396	1148	3544
Covenant Polytechnic, Aba	0	0	117	73	109	73	0	0	12	6	14	9	0	0	252	161	413
Crown Polytechnic, Ado-Ekiti	0	0	249	206	207	187	0	0	97	98	108	77	0	0	661	568	1229
D.S. Adegbenro ICT Polytechnic, Itori-Ewekoro,	0	0	175	133	105	55	0	0	0	0	0	0	0	0	280	188	468
Delta State Polytechnic Ovwashokuwu	0	0	542	355	447	280	0	0	471	346	428	304	0	0	1888	1285	3173
Delta State Polytechnic Otefe	0	0	382	293	334	223	0	0	373	208	317	241	0	0	1406	965	2371
Delta State Polytechnic Ozoro	0	0	667	531	644	524	0	0	314	257	306	248	0	0	1931	1560	3491
Dorben Polytechnic, Abuja	13	9	221	177	211	174	0	0	90	71	83	70	0	0	618	501	1119
Edo State Institution of Technology and Management, Usen	0	0	373	219	731	410	0	0	0	0	23	4	0	0	1127	633	1760
Federal Polytechnic Ado Ekiti	0	0	2948	2027	3970	2770	1196	960	1393	732	1499	679	149	114	11155	7282	18437
Federal Polytechnic Bauchi	LS	LS	LS	LS	LS	LS	LS	LS	LS	LS	LS	LS	LS	LS	LS	LS	LS
Federal Polytechnic Bida	19	6	1590	844	1337	765	0	0	1214	504	1223	604	0	0	5383	2723	8106
Federal Polytechnic Damaturu	0	0	399	117	458	158	0	0	0	0	0	0	0	0	857	275	1132
Federal Polytechnic Ede	LS	LS	LS	LS	LS	LS	LS	LS	LS	LS	LS	LS	LS	LS	LS	LS	LS
Federal Polytechnic Idah	0	0	1323	633	1151	597	0	0	991	448	1055	518	0	0	4520	2196	6716
Federal Polytechnic Ilaro	0	0	1601	1429	1343	1140	0	0	522	471	550	479	0	0	4016	3519	7535
Federal Polytechnic K/Namoda	0	0	724	328	793	320	37	7	452	232	451	239	18	11	2475	1137	3612
Federal Polytechnic Nassarawa	0	0	2058	1500	2056	1436	0	0	1250	834	1076	1036	0	0	6440	4806	11246
Federal Polytechnic Nekede	0	0	1885	1727	1848	1463	0	0	823	818	837	721	0	0	5393	4729	10122
Federal Polytechnic Offa	0	0	2508	1865	3455	2951	748	632	991	742	832	530	0	0	8534	6720	15254
Federal Polytechnic Oko	0	0	731	686	809	762	0	0	678	535	687	584	0	0	2905	2567	5472
Federal Polytechnic, Bali	0	0	273	94	153	39	0	0	0	0	0	0	0	0	426	133	559
Federal Polytechnic, Ekowe	0	0	19	4	52	2	0	0	0	0	0	0	0	0	71	6	77
Federal Polytechnic, Mubi	LS	LS	LS	LS	LS	LS	LS	LS	LS	LS	LS	LS	LS	LS	LS	LS	LS
Fidei Polytechnic, Gboko	0	0	333	198	322	215	0	0	76	62	73	41	0	0	804	516	1320
Gateway ICT Polytechnic, Sapade	0	0	243	329	258	306	0	0	90	63	89	55	0	0	680	753	1433
Grace Polytechnic Surulere-lagos	0	0	155	191	144	189	0	0	12	9	4	3	0	0	315	392	707
Hassan Usman Katsina Polytechnic Katsina	607	85	1204	253	996	177	0	0	372	43	330	49	0	0	3509	607	4116
Heritage Polytechnic, Ikot Udota, Eket	0	0	323	369	349	278	0	0	232	269	189	187	0	0	1093	1103	2196
Hussaini Adamu Polytechnic Kazaure	0	0	313	79	133	12	0	0	60	14	98	18	0	0	604	123	727
Igbajo Polytechnic, Igbajo	0	0	126	146	139	142	0	0	7	3	0	0	0	0	272	291	563
Imo State Polytechnic, Umuagwo, Ohaji	0	0	434	384	401	465	0	0	295	268	298	278	0	0	1428	1395	2823
Institution of Management Technology Enugu	0	0	773	640	533	643	0	0	684	700	643	585	0	0	2633	2568	5201
Interlink Polytechnic, Ijebu-Jesa	0	0	110	90	99	89	0	0	0	0	0	0	0	0	209	179	388
Jigawa State Polytechnic, Dutse	0	0	353	51	289	44	0	0	155	21	147	24	0	0	944	140	1084
Kaduna Polytechnic, Kaduna	LS	LS	LS	LS	LS	LS	LS	LS	LS	LS	LS	LS	LS	LS	LS	LS	LS
Kano State Polytechnic Kano	500	205	1679	565	1926	566	0	0	859	245	1467	391	0	0	6431	1972	8403
Kings Polytechnic, Ubiaja	0	0	70	34	68	20	0	0	0	0	0	0	0	0	138	54	192

Kogi State Polytechnic Lokoja	219	182	595	517	630	390	0	0	394	315	414	297	0	0	2252	1701	3953
Kwara State Polytechnic Ilorin	84	75	491	376	370	311	0	0	454	412	384	333	0	0	1783	1507	3290
Lagos City Polytechnic Ikeja	0	0	251	159	184	167	0	0	139	107	278	245	0	0	852	678	1530
Lagos State Polytechnic Ikorodu	0	0	2868	1892	2104	1629	0	0	1867	1133	1389	961	0	0	8228	5615	13843
Lighthouse Polytechnic, Benin	N/A	N/A	N/A	N/A	N/A	N/A	N/A	N/A	N/A	N/A	N/A	N/A	N/A	N/A	N/A	N/A	N/A
Mai Idris Aloomo Polytechnic, Geidam	0	0	398	119	367	127	0	0	0	0	0	0	0	0	765	246	1011
Moshood Abiola Polytechnic Abeokuta	0	0	1156	863	975	588	0	0	450	461	387	408	0	0	2968	2320	5288
Nasarawa State Polytechnic Lafia	0	0	2086	1512	1551	1335	0	0	40	31	58	22	0	0	3735	2900	6635
Niger State Polytechnic, Zungeru	N/A	N/A	N/A	N/A	N/A	N/A	N/A	N/A	N/A	N/A	N/A	N/A	N/A	N/A	N/A	N/A	N/A
Nogak Polytechnic, Ikom, Cross River State	0	1	54	15	46	10	0	0	0	0	0	0	0	0	100	26	126
Nuhu Bamali Polytechnic Zaria	23	10	1269	864	1668	1171	0	0	1416	732	1226	660	162	137	5764	3574	9338
Ogun State Institution of Technology, Igbesa	0	0	347	204	268	176	0	0	98	80	81	43	0	0	794	503	1297
Osun State College of Tech. Esa-Oke	0	0	558	322	286	134	0	0	550	317	370	238	0	0	1764	1011	2775
Osun State Polytechnic Ire	0	0	672	564	691	599	0	0	805	642	777	758	0	0	2945	2563	5508
Our Saviour Institution of Technology Emene-Enugu	0	0	115	195	95	160	0	0	98	192	63	204	0	0	371	751	1122
Petroleum Training IN/Atitute, Effuru	N/A	N/A	N/A	N/A	N/A	N/A	N/A	N/A	N/A	N/A	N/A	N/A	N/A	N/A	N/A	N/A	N/A
Plateau State Polytechnic B/Ladi	0	0	457	260	492	319	0	0	373	191	179	106	0	0	1501	876	2377
Ramat Polytechnic Maiduguri	234	222	730	453	656	340	0	0	573	256	466	276	0	0	2659	1547	4206
Rivers State College of Arts and Science Port Harcourt	0	0	117	160	59	75	0	0	3	5	3	5	0	0	182	245	427
Rivers State Polytechnic Bori	240	144	534	347	519	346	0	0	435	302	460	309	0	0	2188	1448	3636
Ronik Polytechnic Lagos	0	0	66	80	78	72	0	0	15	17	12	32	0	0	171	201	372
Rufus Giwa Polytechnic Owo	0	0	1461	960	1190	774	0	0	574	510	600	479	0	0	3825	2723	6548
Shaka Polytechnic, Benin City	N/A	N/A	N/A	N/A	N/A	N/A	N/A	N/A	N/A	N/A	N/A	N/A	N/A	N/A	N/A	N/A	N/A
Sokoto State Polytechnic Sokoto	178	85	658	257	427	143	0	0	388	160	361	153	0	0	2012	798	2810
Taraba State Polytechnic Jalingo	422	321	415	316	415	316	0	0	415	316	415	316	0	0	2082	1585	3667
Templegate Polytechnic, Aba	0	0	180	123	136	80	0	0	6	5	3	3	0	0	325	211	536
The Ibadan Polytechnic Ibadan	0	0	2747	1781	4664	1378	0	0	1131	866	921	550	0	0	9463	4575	14038
The Polytechnic, Ile-Ife	0	0	95	61	90	59	0	0	60	41	58	38	0	0	303	199	502
The Polytechnic, Imesi-ile	N/A	N/A	N/A	N/A	N/A	N/A	N/A	N/A	N/A	N/A	N/A	N/A	N/A	N/A	N/A	N/A	N/A
Tower Polytechnic, Ibadan	0	0	23	16	61	16	0	0	0	0	0	0	0	0	84	32	116
Waziri Umaru Federal Polytechnic, B/Kebbi	LS	LS	LS	LS	LS	LS	LS	LS	LS	LS	LS	LS	LS	LS	LS	LS	LS
Wolex Polytechnic Iwo	0	0	71	55	58	52	0	0	0	0	0	0	0	0	129	107	236
Yaba College of Technology Yaba	0	0	4758	3460	4108	3160	962	963	2133	1818	1927	1611	257	132	14145	11144	25289
Zamfara State College of Arts and Science, Gusau	0	0	28	2	27	3	0	0	0	0	0	0	0	0	55	5	60
<b>National</b>	<b>2885</b>	<b>1524</b>	<b>58110</b>	<b>38480</b>	<b>55207</b>	<b>35601</b>	<b>2943</b>	<b>2562</b>	<b>28414</b>	<b>19976</b>	<b>27600</b>	<b>19101</b>	<b>586</b>	<b>394</b>	<b>175745</b>	<b>117638</b>	<b>293383</b>



Table 5.2.3 Full-Time and Part-Time Enrolment by Institution, Level and Gender: 2014/2015

INSTITUTION	Pre-ND		ND 1		ND 2		ND 3		HND 1		HND 2		HND 3		Total		
	M	F	M	F	M	F	M	F	M	F	M	F	M	F	M	F	M+F
Abdu Gusau Polytechnic Talata Mafara	90	35	378	113	419	116	0	0	250	70	287	71	0	0	1424	405	1829
Abia State Polytechnic Aba	0	0	756	647	692	575	0	0	505	605	454	579	0	0	2407	2406	4813
Abraham Adesanya Polytechnic, Ijebu Igbo	0	0	298	300	226	232	0	0	27	53	29	42	0	0	580	627	1207
Abubakar Tatari Ali Polytechnic Bauchi	0	0	1990	381	1412	416	0	0	0	0	0	0	0	0	3402	797	4199
Adamawa State Polytechnic Yola	151	68	550	186	412	139	0	0	11	3	11	2	0	0	1135	398	1533
Akanu Ibiam Federal Polytechnic Unwana, Afikpo	38	33	752	479	637	376	0	0	659	401	580	289	0	0	2666	1578	4244
Akwa Ibom State College of Arts and Science, Nung Ukim	0	0	43	30	38	47	0	0	0	0	0	0	0	0	81	77	158
Akwa Ibom State Polytechnic Ikot Osurua	0	0	993	846	874	694	0	0	304	425	230	438	0	0	2401	2403	4804
Allover Central Polytechnic Otta	0	0	30	33	72	60	0	0	32	44	37	36	0	0	171	173	344
Auchi Polytechnic Auchi	0	0	4915	3402	2944	2703	0	0	2516	2205	1408	1330	0	0	11783	9640	21423
Bayelsa State College of Arts and Science, Elebele	0	0	37	31	35	11	0	0	0	0	0	0	0	0	72	42	114
Benue State Polytechnic, Ugbokolo	N/A	N/A	N/A	N/A	N/A	N/A	N/A	N/A	N/A	N/A	N/A	N/A	N/A	N/A	0	0	0
College of Technology, Iresi	N/A	N/A	N/A	N/A	N/A	N/A	N/A	N/A	N/A	N/A	N/A	N/A	N/A	N/A	0	0	0
Covenant Polytechnic, Aba	0	0	107	69	117	73	0	0	46	21	12	6	0	0	282	169	451
Crown Polytechnic, Ado-Ekiti	0	0	358	227	386	248	0	0	83	50	83	57	0	0	910	582	1492
D.S. Adegbenro ICT Polytechnic, Itori-Ewekoro,	0	0	169	128	175	133	0	0	0	0	0	0	0	0	344	261	605
Delta State Polytechnic Ovwashi	0	0	718	590	551	454	0	0	434	416	406	381	0	0	2109	1841	3950
Delta State Polytechnic Otefe	0	0	413	306	304	245	0	0	288	234	273	214	0	0	1278	999	2277
Delta State Polytechnic Ozoro	0	0	1220	932	1041	828	352	285	499	403	425	358	125	112	3662	2918	6580
Dorben Polytechnic, Abuja	0	0	117	119	220	182	0	0	75	86	94	74	0	0	506	461	967
Edo State Institution of Technology and Management, Usen	N/A	N/A	N/A	N/A	N/A	N/A	N/A	N/A	N/A	N/A	N/A	N/A	N/A	N/A	0	0	0
Federal Polytechnic Ado Ekiti	LS	LS	LS	LS	LS	LS	LS	LS	LS	LS	LS	LS	LS	LS	0	0	0
Federal Polytechnic Bauchi	0	0	2323	938	1812	991	0	0	1149	591	1346	623	0	0	6630	3143	9773
Federal Polytechnic Bida	35	12	1372	679	1107	579	0	0	702	444	628	261	0	0	3844	1975	5819
Federal Polytechnic Damaturu	LS	LS	LS	LS	LS	LS	LS	LS	LS	LS	LS	LS	LS	LS	0	0	0
Federal Polytechnic Ede	82	43	1726	1131	1152	1018	304	250	580	436	519	414	0	0	4363	3292	7655
Federal Polytechnic Idah	0	0	943	515	1115	654	0	0	779	384	817	371	0	0	3654	1924	5578
Federal Polytechnic Ilaro	0	0	1714	1481	1523	1411	0	0	412	485	525	478	0	0	4174	3855	8029
Federal Polytechnic K/Namoda	LS	LS	LS	LS	LS	LS	LS	LS	LS	LS	LS	LS	LS	LS	0	0	0
Federal Polytechnic Mubi	85	27	1762	848	2340	1100	0	0	228	139	457	269	0	0	4872	2383	7255
Federal Polytechnic Nassarawa	0	0	975	664	1015	805	0	0	420	347	622	458	0	0	3032	2274	5306
Federal Polytechnic Nekede	0	0	2189	2109	1904	1704	0	0	624	920	787	811	0	0	5504	5544	11048
Federal Polytechnic Offa	LS	LS	LS	LS	LS	LS	LS	LS	LS	LS	LS	LS	LS	LS	0	0	0
Federal Polytechnic Oko	0	0	889	863	797	849	0	0	790	801	714	776	0	0	3190	3289	6479
Federal Polytechnic, Bali	72	26	272	109	251	110	0	0	0	0	0	0	0	0	595	245	840
Federal Polytechnic, Ekwere	0	0	3	1	71	6	0	0	0	0	0	0	0	0	74	7	81
Fidei Polytechnic, Gboko	0	0	375	221	334	201	0	0	174	164	121	136	0	0	1004	722	1726
Gateway ICT Polytechnic, Sapade	0	0	326	367	260	307	0	0	109	69	87	56	0	0	782	799	1581
Grace Polytechnic Surulere-Iagos	0	0	168	132	156	191	0	0	13	10	14	11	0	0	351	344	695
Hassan Usman Katsina Polytechnic Katsina	479	53	1172	182	1214	261	0	0	296	46	411	47	0	0	3572	589	4161
Heritage Polytechnic, Ikot Udota, Eket	0	0	415	403	323	369	0	0	441	487	200	247	0	0	1379	1506	2885
Hussaini Adamu Polytechnic Kazaure	0	0	139	48	171	36	0	0	6	3	13	6	0	0	329	93	422
Ibarapa Polytechnic, Eruwa	0	0	389	248	380	237	0	0	0	0	0	0	0	0	769	485	1254
Igbajo Polytechnic, Igbajo	0	0	109	95	95	97	0	0	18	17	13	11	0	0	235	220	455
Imo State Polytechnic, Umuagwo, Ohaji	0	0	266	333	213	220	0	0	237	157	231	153	0	0	947	863	1810
Institute of Management Technology Enugu	0	0	946	866	898	877	0	0	629	887	616	859	0	0	3089	3489	6578
Interlink Polytechnic, Ijebu-Jesa	0	0	121	71	107	85	0	0	0	0	0	0	0	0	228	156	384
Jigawa State Polytechnic, Dutse	0	0	405	36	367	54	0	0	108	43	122	14	0	0	1002	147	1149
Kaduna Polytechnic Kaduna	0	0	3591	1875	2433	1547	0	0	1772	1192	2167	1551	0	0	9963	6165	16128
Kano State Polytechnic Kano	511	183	2438	670	2045	660	0	0	997	232	987	286	0	0	6978	2031	9009
Kings Polytechnic, Ubiaja	N/A	N/A	N/A	N/A	N/A	N/A	N/A	N/A	N/A	N/A	N/A	N/A	N/A	N/A	0	0	0
Kogi State Polytechnic Lokoja	157	108	943	524	738	486	180	148	552	387	478	344	117	88	3165	2085	5250

Kwara State Polytechnic Ilorin	0	0	291	349	323	363	0	0	458	356	304	409	0	0	1376	1477	2853
Lagos City Polytechnic Ikeja	N/A	N/A	N/A	N/A	N/A	N/A	N/A	N/A	N/A	N/A	N/A	N/A	N/A	N/A	0	0	0
Lagos State Polytechnic Ikorodu	0	0	3787	2567	3223	3154	0	0	3380	2161	1739	1677	0	0	12129	9559	21688
Lighthouse Polytechnic, Benin	N/A	N/A	N/A	N/A	N/A	N/A	N/A	N/A	N/A	N/A	N/A	N/A	N/A	N/A	0	0	0
Mai Idris Alooma Polytechnic, Geidam	0	0	356	89	360	79	0	0	0	0	0	0	0	0	716	168	884
Moshood Abiola Polytechnic Abeokuta	0	0	855	524	807	447	0	0	460	375	401	361	0	0	2523	1707	4230
Nacabs Polytechnic, Akwanga	0	0	137	82	134	82	0	0	0	0	0	0	0	0	271	164	435
Nasarawa State Polytechnic Lafia	0	0	1959	1444	2135	1584	0	0	62	34	40	29	0	0	4196	3091	7287
Niger State Polytechnic Zungeru	0	0	561	211	589	171	0	0	312	127	317	132	0	0	1779	641	2420
Nogak Polytechnic, Ikom, Cross River State	0	0	0	0	96	26	0	0	0	0	0	0	0	0	96	26	122
Nuhu Bamali Polytechnic Zaria	N/A	N/A	N/A	N/A	N/A	N/A	N/A	N/A	N/A	N/A	N/A	N/A	N/A	N/A	0	0	0
Ogun State Institution of Technology, Igbesa	0	0	347	245	339	204	0	0	121	85	94	80	0	0	901	614	1515
Oke-ogun Polytechnic, Shaki	0	0	726	621	698	660	0	0	17	5	19	10	0	0	1460	1296	2756
Osun State College of Tech. Esa-Oke	0	0	570	355	393	246	0	0	508	270	387	230	0	0	1858	1101	2959
Osun State Polytechnic Iree	0	0	775	538	617	436	0	0	935	815	758	689	0	0	3085	2478	5563
Our Saviour Institution of Technology Emene-Enugu	0	0	134	187	109	155	0	0	109	183	71	200	0	0	423	725	1148
Petroleum IN/Atitute, Effuru	N/A	N/A	N/A	N/A	N/A	N/A	N/A	N/A	N/A	N/A	N/A	N/A	N/A	N/A	0	0	0
Plateau State Polytechnic B/Ladi	0	0	889	481	864	506	0	0	506	354	444	329	0	0	2703	1670	4373
Ramat Polytechnic Maiduguri	0	0	913	369	908	352	0	0	410	115	408	121	0	0	2639	957	3596
Rivers State Polytechnic Bori	0	0	533	418	528	412	0	0	574	374	560	394	0	0	2195	1598	3793
Rivers State College of Arts and Science, Portharcourt	0	0	98	130	39	54	0	0	0	0	0	0	0	0	137	184	321
Ronik Polytechnic Lagos	0	0	76	82	68	76	0	0	16	17	15	17	0	0	175	192	367
Rufus Giwa Polytechnic Owo	0	0	1099	732	965	557	0	0	529	419	509	452	0	0	3102	2160	5262
Shaka Polytechnic, Benin City	0	0	51	42	50	41	0	0	0	0	0	0	0	0	101	83	184
Sokoto State Polytechnic, Sokoto	N/A	N/A	N/A	N/A	N/A	N/A	N/A	N/A	N/A	N/A	N/A	N/A	N/A	N/A	0	0	0
Taraba State Polytechnic Jalingo	484	323	483	319	483	319	0	0	483	319	483	319	0	0	2416	1599	4015
Templegate Polytechnic, Aba	0	0	265	160	178	78	0	0	106	96	64	38	0	0	613	372	985
The Ibadan Polytechnic Ibadan	0	0	1263	1068	1470	1174	0	0	1308	1068	939	743	0	0	4980	4053	9033
The Polytechnic, Ile-Ife	0	0	101	59	85	61	0	0	69	33	65	37	0	0	320	190	510
The Polytechnic, Imesi-ile	0	0	28	23	47	35	0	0	0	0	0	0	0	0	75	58	133
Tower Polytechnic, Ibadan	0	0	32	22	33	22	0	0	0	0	0	0	0	0	65	44	109
Uyo City Polytechnic, Uyo	0	0	184	152	0	0	0	0	0	0	0	0	0	0	184	152	336
Waziri Umaru Polytechnic B/Kebbi	0	0	865	352	843	337	0	0	757	306	721	297	0	0	3186	1292	4478
Wolex Polytechnic Iwo	0	0	86	71	73	61	0	0	20	15	0	0	0	0	179	147	326
Yaba College of Technology Yaba	0	0	3400	2626	3447	2757	1434	1181	1358	976	1285	791	250	206	11174	8537	19711
Zamfara State College of Arts and Science, Gusau	0	0	24	6	28	2	0	0	0	0	0	0	0	0	52	8	60
<b>National</b>	<b>2184</b>	<b>911</b>	<b>60703</b>	<b>38552</b>	<b>53308</b>	<b>36838</b>	<b>2270</b>	<b>1864</b>	<b>29263</b>	<b>21760</b>	<b>25827</b>	<b>19414</b>	<b>492</b>	<b>406</b>	<b>174047</b>	<b>119745</b>	<b>293792</b>

Table 5.2.4 Polytechnic Out-Turn By Institution by Level and Gender : 2013/2014

INSTITUTION	ND			HND			Total		
	M	F	M+F	M	F	M+F	M	F	M+F
Abdu Gusau Polytechnic Talata Mafara	431	128	559	260	43	303	691	171	862
Abia State Polytechnic Aba	147	144	291	200	267	467	347	411	758
Abraham Adesanya Polytechnic, Ijebu Igbo	176	183	359	0	0	0	176	183	359
Abubakar Tatari Ali Polytechnic Bauchi	1053	252	1305	0	0	0	1053	252	1305
Adamawa State Polytechnic Yola	99	40	139	12	9	21	111	49	160
Akanu Ibiam Federal Polytechnic Unwana, Afikpo	593	288	881	533	248	781	1126	536	1662
Akwa Ibom State College of Arts and Science, Nung Ukim	179	141	320	0	0	0	179	141	320
Akwa Ibom State Polytechnic Ikot Osurua	908	685	1593	198	446	644	1106	1131	2237
Allover Central Polytechnic Otta	66	67	133	56	53	109	122	120	242
Auchi Polytechnic Auchi	2526	1977	4503	1150	1139	2289	3676	3116	6792
Bavelsa State College of Arts and Science, Elebele	NE	NE	NE	NE	NE	NE	NE	NE	NE
Benue State Polytechnic Ugbokolo	865	291	1156	658	266	924	1523	557	2080
Covenant Polytechnic, Aba	N/A	N/A	N/A	N/A	N/A	N/A	N/A	N/A	N/A
Crown Polytechnic, Ado-Ekiti	466	305	771	83	47	130	549	352	901
Delta State Polytechnic Ogwashukwu	N/A	N/A	N/A	N/A	N/A	N/A	N/A	N/A	N/A
Delta State Polytechnic Otefe	320	208	528	325	177	502	645	385	1030
Delta State Polytechnic Ozoro	545	395	940	215	128	343	760	523	1283
Dorben Polytechnic, Abuja	56	57	113	28	21	49	84	78	162
DS Adegbenro ICT Polytechnic, Itori-Ewekoro	N/A	N/A	N/A	N/A	N/A	N/A	N/A	N/A	N/A
Edo State Institution of Technology & Management, Usen	N/A	N/A	N/A	N/A	N/A	N/A	N/A	N/A	N/A
Federal Polytechnic Ado Ekiti	681	341	1022	536	300	836	1217	641	1858
Federal Polytechnic Bauchi	LS	LS	LS	LS	LS	LS	LS	LS	LS
Federal Polytechnic Bida	1199	551	1750	860	415	1275	2059	966	3025
Federal Polytechnic Damaturu	N/A	N/A	N/A	N/A	N/A	N/A	N/A	N/A	N/A
Federal Polytechnic Ede	LS	LS	LS	LS	LS	LS	LS	LS	LS
Federal Polytechnic Idah	1199	551	1750	794	382	1176	1993	933	2926
Federal Polytechnic Ilaro	553	468	1021	447	387	834	1000	855	1855
Federal Polytechnic K/Namoda	404	322	726	371	223	594	775	545	1320
Federal Polytechnic Nassarawa	2090	1502	3592	956	1018	1974	3046	2520	5566
Federal Polytechnic Nekede	1322	968	2290	622	580	1202	1944	1548	3492
Federal Polytechnic Offa	2074	2005	4079	815	724	1539	2889	2729	5618
Federal Polytechnic Oko	666	593	1259	540	525	1065	1206	1118	2324
Federal Polytechnic, Bali	135	39	174	0	0	0	135	39	174
Federal Polytechnic, Ekowe	N/A	N/A	N/A	N/A	N/A	N/A	N/A	N/A	N/A
Federal Polytechnic, Mubi	LS	LS	LS	LS	LS	LS	LS	LS	LS
Fidei Polytechnic, Gboko	341	263	604	63	43	106	404	306	710
Gateway ICT Polytechnic, Sapade	N/A	N/A	N/A	N/A	N/A	N/A	N/A	N/A	N/A
Grace Polytechnic Surulere-Lagos	266	337	603	22	22	44	288	359	647
Hassan Usman Katsina Polytechnic Katsina	1045	268	1313	413	56	469	1458	324	1782
Heritage Polytechnic, Ikot Udota, Eket	86	67	153	0	0	0	86	67	153
Hussaini Adamu Polytechnic Kazaure	0	0	0	6	3	9	6	3	9
Igbajo Polytechnic, Igbajo	139	142	281	0	0	0	139	142	281
Imo State Polytechnic, Umuagwo, Ohaji	596	608	1204	320	357	677	916	965	1881
Institute of Management Technology Enugu	1293	1086	2379	1408	1189	2597	2701	2275	4976
Interlink Polytechnic, Ijebu-jesa	96	82	178	0	0	0	96	82	178
Jigawa State Polytechnic, Dutse	353	51	404	155	21	176	508	72	580
Kaduna Polytechnic, Kaduna	LS	LS	LS	LS	LS	LS	LS	LS	LS
Kano State Polytechnic Kano	2695	765	3460	2530	729	3259	5225	1494	6719
Kings Polytechnic, Ubiaja	N/A	N/A	N/A	N/A	N/A	N/A	N/A	N/A	N/A
Kogi State Polytechnic Lokoja	1288	697	1985	357	238	595	1645	935	2580
Kwara State Polytechnic Ilorin	1000	818	1818	828	510	1338	1828	1328	3156
Lagos City Polytechnic Ikeja	311	188	499	284	192	476	595	380	975
Lagos State Polytechnic Ikorodu	1304	940	2244	1195	717	1912	2499	1657	4156
Lighthouse Polytechnic, Evbuobanosa, Benin	N/A	N/A	N/A	N/A	N/A	N/A	N/A	N/A	N/A
Mai Idris Aloomo Polytechnic, Geidam	365	134	499	0	0	0	365	134	499
Moshood Abiola Polytechnic Abeokuta	700	599	1299	586	496	1082	1286	1095	2381
Nasarawa State Polytechnic Lafia	1551	1335	2886	58	22	80	1609	1357	2966
Niger State Polytechnic, Zungeru	N/A	N/A	N/A	N/A	N/A	N/A	N/A	N/A	N/A
Nogak Polytechnic, Ikom, Cross River State	61	9	70	0	0	0	61	9	70
Nuhu Bamali Polytechnic Zaria	2702	1851	4553	2438	1261	3699	5140	3112	8252
Ogun State Institution of Technology, Igbesa	204	161	365	63	32	95	267	193	460
Osun State College of Tech. Esa-Oke	338	219	557	419	247	666	757	466	1223
Osun State Polytechnic Iree	1193	1005	2198	1528	1378	2906	2721	2383	5104
Our Saviour Institution of Technology Emene-Enugu	29	58	87	48	64	112	77	122	199
Petroleum Training Institution(PTI) Effurun	N/A	N/A	N/A	N/A	N/A	N/A	N/A	N/A	N/A
Plateau State Polytechnic B/Ladi	758	476	1234	876	683	1559	1634	1159	2793
Ramat Polytechnic Maiduguri	501	255	756	400	207	607	901	462	1363
Rivers State College of Art and Science Portharcourt	26	36	62	0	0	0	26	36	62
Rivers State Polytechnic Bori	506	400	906	157	151	308	663	551	1214
Ronik Polytechnic Lagos	78	72	150	17	18	35	95	90	185
Rufus Giwa Polytechnic Owo	1213	830	2043	595	474	1069	1808	1304	3112
Shaka Polytechnic, Binin City	N/A	N/A	N/A	N/A	N/A	N/A	N/A	N/A	N/A
Sokoto State Polytechnic Sokoto	514	182	696	776	254	1030	1290	436	1726
Taraba State Polytechnic Jalingo	872	632	1504	872	632	1504	1744	1264	3008
Temple gate Polytechnic, Aba	157	117	274	0	0	0	157	117	274
The Ibadan Polytechnic Ibadan	2431	2142	4573	1180	1365	2545	3611	3507	7118
The Polytechnic, Ile-Ife	97	56	153	58	43	101	155	99	254
The Polytechnic, Imesi-Ile	N/A	N/A	N/A	N/A	N/A	N/A	N/A	N/A	N/A

Tower Polytechnic, Ibadan	79	24	103	0	0	0	79	24	103
Waziri Federal Polytechnic, B/Kebbi	LS	LS	LS	LS	LS	LS	LS	LS	LS
Wolex Polytechnic Iwo	111	82	193	0	0	0	111	82	193
Yaba College of Technology Yaba	1229	964	2193	1057	882	1939	2286	1846	4132
Zamfara State College of Arts and Science, Gusau	429	109	538	284	59	343	713	168	881
National	45710	30561	76271	28652	19743	48395	74362	50304	124666

**Table 5.2.5 POLYTECHNIC OUT-TURN BY INSTITUTION BY LEVEL AND GENDER: 2014/2015**

INSTITUTION	ND			HND			Total		
	M	F	M+F	M	F	M+F	M	F	M+F
Abdu Gusau Polytechnic Talata Mafara	429	109	538	284	59	343	713	168	881
Abia State Polytechnic Aba	618	399	1017	393	425	818	1011	824	1835
Abraham Adesanya Polytechnic, Ijebu Igbo	201	206	407	63	88	151	264	294	558
Abubakar Tatari Ali Polytechnic Bauchi	1378	397	1775	0	0	0	1378	397	1775
Adamawa State Polytechnic Yola	207	74	281	0	0	0	207	74	281
Akanu Ibiam Federal Polytechnic Unwana, Afikpo	606	399	1005	536	268	804	1142	667	1809
Akwa Ibom State College of Arts and Science, Nung Ukim	26	37	63	0	0	0	26	37	63
Akwa Ibom State Polytechnic Ikot Osurua	N/A	N/A	N/A	N/A	N/A	N/A	N/A	N/A	N/A
Allover Central Polytechnic Otta	N/A	N/A	N/A	N/A	N/A	N/A	N/A	N/A	N/A
Auchi Polytechnic Auchi	2682	2041	4723	2108	1545	3653	4790	3586	8376
Bayelsa State College of Arts and Science, Elebele	N/A	N/A	N/A	N/A	N/A	N/A	N/A	N/A	N/A
Benue State Polytechnic, Ugbokolo	N/A	N/A	N/A	N/A	N/A	N/A	N/A	N/A	N/A
College of Technology, Iresi	N/A	N/A	N/A	N/A	N/A	N/A	N/A	N/A	N/A
Covenant Polytechnic, Aba	112	69	181	10	5	15	122	74	196
Crown Polytechnic, Ado-Ekiti	556	362	918	83	47	130	639	409	1048
D.S. Adegbenro ICT Polytechnic, Itori-Ewekor, O	N/A	N/A	N/A	N/A	N/A	N/A	N/A	N/A	N/A
Delta State Polytechnic Ovwashi	N/A	N/A	N/A	N/A	N/A	N/A	N/A	N/A	N/A
Delta State Polytechnic Otefe	262	233	495	0	0	0	262	233	495
Delta State Polytechnic Ozor	886	720	1606	478	392	870	1364	1112	2476
Dorben Polytechnic, Abuja	211	174	385	83	72	155	294	246	540
Edo State Institution of Technology and Management, Usen	N/A	N/A	N/A	N/A	N/A	N/A	N/A	N/A	N/A
Federal Polytechnic Ado Ekiti	N/A	N/A	N/A	N/A	N/A	N/A	N/A	N/A	N/A
Federal Polytechnic Mubi	1658	896	2554	1316	540	1856	2974	1436	4410
Federal Polytechnic Bida	467	344	811	455	222	677	922	566	1488
Federal Polytechnic Damaturu	LS	LS	LS	LS	LS	LS	LS	LS	LS
Federal Polytechnic Ede	757	704	1461	402	350	752	1159	1054	2213
Federal Polytechnic Idah	1050	555	1605	987	498	1485	2037	1053	3090
Federal Polytechnic Ilaro	877	832	1709	441	442	883	1318	1274	2592
Federal Polytechnic K/Namoda	LS	LS	LS	LS	LS	LS	LS	LS	LS
Federal Polytechnic Mubi	1597	704	2301	446	224	670	2043	928	2971
Federal Polytechnic Nassarawa	1245	964	2209	787	636	1423	2032	1600	3632
Federal Polytechnic Nekede	1390	1166	2556	638	605	1243	2028	1771	3799
Federal Polytechnic Offa	LS	LS	LS	LS	LS	LS	LS	LS	LS
Federal Polytechnic Oko	N/A	N/A	N/A	N/A	N/A	N/A	N/A	N/A	N/A
Federal Polytechnic, Bali	60	40	100	0	0	0	60	40	100
Federal Polytechnic, Ekowe	N/A	N/A	N/A	N/A	N/A	N/A	N/A	N/A	N/A
Fidei Polytechnic, Gboko	N/A	N/A	N/A	N/A	N/A	N/A	N/A	N/A	N/A
Gateway ICT Polytechnic, Sapade	462	465	927	146	174	320	608	639	1247
Grace Polytechnic Surulere-Iagos	299	379	678	16	14	30	315	393	708
Hassan Usman Katsina Polytechnic Katsina	519	126	645	231	39	270	750	165	915
Heritage Polytechnic, Ikot Udota, Eket	279	252	531	162	165	327	441	417	858
Hussaini Adamu Polytechnic Kazaure	N/A	N/A	N/A	N/A	N/A	N/A	N/A	N/A	N/A
Ibarapa Polytechnic, Eruwa	306	219	525	0	0	0	306	219	525
Igbajo Polytechnic, Igbajo	151	95	246	13	11	24	164	106	270
Imo State Polytechnic, Umuagwo, Ohaji	407	468	875	389	265	654	796	733	1529
Institution of Management Technology Enugu	899	789	1688	713	822	1535	1612	1611	3223
Interlink Polytechnic, Ijebu-Jesa	102	80	182	0	0	0	102	80	182
Jigawa State Polytechnic, Dutse	281	47	328	102	23	125	383	70	453
Kaduna Polytechnic Kaduna	2614	1261	3875	1884	956	2840	4498	2217	6715
Kano State Polytechnic Kano	1521	479	2000	1200	327	1527	2721	806	3527
Kings Polytechnic, Ubiaja	N/A	N/A	N/A	N/A	N/A	N/A	N/A	N/A	N/A
Kogi State Polytechnic Lokoja	1495	1269	2764	1228	797	2025	2723	2066	4789
Kwara State Polytechnic Ilorin	N/A	N/A	N/A	N/A	N/A	N/A	N/A	N/A	N/A
Lagos City Polytechnic Ikeja	N/A	N/A	N/A	N/A	N/A	N/A	N/A	N/A	N/A
Lagos State Polytechnic Ikorodu	405	349	754	414	524	938	819	873	1692
Lighthouse Polytechnic, Benin	N/A	N/A	N/A	N/A	N/A	N/A	N/A	N/A	N/A
Mai Idris Alooma Polytechnic, Geidam	306	105	411	0	0	0	306	105	411
Moshood Abiola Polytechnic Abeokuta	910	567	1477	452	444	896	1362	1011	2373
Nacabs Polytechnic, Akwanga	87	71	158	0	0	0	87	71	158
Nasarawa State Polytechnic Lafia	2135	1584	3719	40	29	69	2175	1613	3788
Niger State Polytechnic Zungeru	544	136	680	278	106	384	822	242	1064
Nogak Polytechnic, Ikom, Cross River State	52	12	64	0	0	0	52	12	64
Nuhu Bamali Polytechnic Zaria	N/A	N/A	N/A	N/A	N/A	N/A	N/A	N/A	N/A
Ogun State Institution of Technology, Igbesa	236	179	415	75	41	116	311	220	531
Oke-ogun Polytechnic, Shaki	731	513	1244	18	5	23	749	518	1267
Osun State College of Tech. Esa-Oke	341	222	563	335	205	540	676	427	1103
Osun State Polytechnic Ire	1124	950	2074	1448	1301	2749	2572	2251	4823
Our Saviour Institution of Technology Emene-Enugu	84	127	211	56	179	235	140	306	446
Petroleum Institute, Effuru	N/A	N/A	N/A	N/A	N/A	N/A	N/A	N/A	N/A
Plateau State Polytechnic B/Ladi	826	471	1297	438	328	766	1264	799	2063
Ramat Polytechnic Maiduguri	624	198	822	285	92	377	909	290	1199

Rivers State Polytechnic Bori	N/A	N/A	N/A	N/A	N/A	N/A	N/A	N/A	N/A
Rivers State College of Arts and Science, Port Harcourt	32	45	77	0	0	0	32	45	77
Ronik Polytechnic Lagos	68	76	144	15	17	32	83	93	176
Rufus Giwa Polytechnic Owo	702	439	1141	436	375	811	1138	814	1952
Shaka Polytechnic, Benin City	N/A	N/A	N/A	N/A	N/A	N/A	N/A	N/A	N/A
Sokoto State Polytechnic, Sokoto	N/A	N/A	N/A	N/A	N/A	N/A	N/A	N/A	N/A
Taraba State Polytechnic Jalingo	968	638	1606	966	638	1604	1934	1276	3210
Temple gate Polytechnic, Aba	156	107	263	63	37	100	219	144	363
The Ibadan Polytechnic Ibadan	1258	1208	2466	760	794	1554	2018	2002	4020
The Polytechnic, Ile-Ife	86	72	158	56	32	88	142	104	246
The Polytechnic, Imesi-ile	47	35	82	0	0	0	47	35	82
Tower Polytechnic, Ibadan	33	22	55	0	0	0	33	22	55
Uyo City Polytechnic, Uyo	N/A	N/A	N/A	N/A	N/A	N/A	N/A	N/A	N/A
Waziri Umaru Polytechnic B/Kebbi	1865	654	2519	1034	187	1221	2899	841	3740
Wolex Polytechnic Iwo	119	92	211	0	0	0	119	92	211
Yaba College of Technology Yaba	1274	870	2144	797	634	1431	2071	1504	3575
Zamfara State College of Arts and Science, Gusau	27	3	30	0	0	0	27	3	30
<b>National</b>	<b>41650</b>	<b>27099</b>	<b>68749</b>	<b>23560</b>	<b>15979</b>	<b>39539</b>	<b>65210</b>	<b>43078</b>	<b>108288</b>

Table 5.2.6 POLYTECHNIC ENROLMENT SUMMARY BY PROGRAM 2013/14

PROGRAMS	MODE	PRE-ND		ND1		ND2		ND3		HND1		HND2		HND3		TOTAL		
		M	F	M	F	M	F	M	F	M	F	M	F	M	F	M	F	MF
Accountancy	FT	99	135	3296	2950	3224	2879	0	0	2488	2306	2565	2267	0	0	11672	10537	22209
Accountancy	PT	20	12	1217	1031	1164	1071	382	373	550	377	460	337	122	99	3915	3300	7215
Agric Engineering (Farm Power Machine)	FT	0	0	0	1	0	0	0	0	38	24	38	22	0	0	76	47	123
Agric Engineering Technology	FT	22	0	358	193	411	223	0	0	102	32	129	32	0	0	1022	480	1502
Agric Engineering Technology	PT	0	0	48	44	84	31	10	0	0	0	0	0	0	0	142	75	217
Agric Ext & Mgt	FT	0	0	0	0	0	0	0	0	86	69	82	71	0	0	168	140	308
Agric Technology (Post Harvest)	FT	0	0	0	0	0	0	0	0	33	4	33	22	0	0	66	26	92
Agric Technology(General Agric)	FT	20	10	337	212	274	239	0	0	59	21	0	0	0	0	690	482	1172
Agricultural Bio Environmental Engineering	FT	0	0	197	66	188	96	0	0	78	48	66	50	0	0	529	260	789
Agricultural Engineering Technology (Soil)	FT	0	0	0	0	0	0	0	0	23	15	22	17	0	0	45	32	77
Animal Health & Production Technology.	FT	56	6	136	44	99	76	0	0	0	0	0	0	0	0	291	126	417
Animal Health Technology	FT	31	1	58	7	37	0	0	0	19	11	20	13	0	0	165	32	197
Animal Production Tecology	FT	0	0	39	19	41	23	0	0	52	49	43	53	0	0	175	144	319
Architectural Technology	FT	74	9	1573	331	1446	299	0	0	748	170	731	211	0	0	4572	1020	5592
Architectural Technology	PT	0	0	64	6	73	3	0	0	0	0	0	0	0	0	137	9	146
Art & Industrial Design (Painting)	FT	40	19	161	57	75	36	0	0	61	14	60	15	0	0	397	141	538
Art & Industrial Design (Sculpture)	FT	0	0	0	0	0	0	0	0	79	6	33	3	0	0	112	9	121
Art and Industriail Design (Graphics)	FT	0	0	0	0	0	0	0	0	40	13	52	9	0	0	92	22	114
Art and Industrial Design	FT	40	19	388	337	331	149	0	0	78	66	61	55	0	0	898	626	1524
Art and Industrial Design	PT	0	0	87	13	52	7	30	2	0	0	0	0	0	0	169	22	191
Art and Industrial Design (Ceramics)	FT	0	0	0	0	0	0	0	0	0	0	5	1	0	0	5	1	6
Art and Industrial Design (Textile)	FT	0	0	0	0	0	0	0	0	0	10	1	2	0	0	1	12	13
Banking and Finance	FT	0	0	1620	1405	1369	1347	0	0	1055	993	949	802	0	0	4993	4547	9540
Banking and Finance	PT	0	0	594	557	710	684	234	215	138	50	111	59	0	0	1787	1565	3352
Bilingual Sec. Studies	FT	0	0	0	0	0	0	0	0	6	17	0	22	0	0	6	39	45
Building Technology	FT	71	0	1573	198	1457	242	0	0	750	164	742	187	0	0	4593	791	5384
Building Technology	PT	0	0	427	39	318	53	119	16	24	5	16	4	34	3	938	120	1058
Business Admin & Mgt	FT	61	84	3709	3168	3600	3086	0	0	2391	2381	2429	2218	0	0	12190	10937	23127
Business Admin & Mgt	PT	19	18	1643	1490	1333	1485	450	476	648	419	499	383	78	78	4670	4349	9019
Business Studies	FT	0	0	41	43	37	43	0	0	35	33	30	30	0	0	143	149	292
Business Studies	PT	0	0	182	172	138	183	0	0	0	0	0	0	0	0	320	355	675
Ceramic Technology	FT	0	0	73	37	30	11	0	0	21	4	20	3	0	0	144	55	199
Chemical Engineering Technology	FT	0	0	678	180	370	165	0	0	99	25	97	23	0	0	1244	393	1637
Chemical Engineering Technology	PT	0	0	33	16	17	5	0	0	13	6	11	5	0	0	74	32	106
Chemistry	FT	0	0	0	0	0	0	0	0	64	68	80	66	0	0	144	134	278
Civil Engineering Technology	FT	143	11	2509	216	2520	283	0	0	1177	158	1247	201	0	0	7596	869	8465
Civil Engineering Technology	PT	0	0	523	42	600	75	217	32	97	15	52	5	17	7	1506	176	1682
Civil Engineering Technology (Soil and Water Engineering)	FT	0	0	0	0	0	0	0	0	3	1	3	1	0	0	6	2	8
Civil Engineering Technology (Transportation)	FT	0	0	114	29	147	37	0	0	35	7	50	5	0	0	346	78	424
Civil Engineering Technology(Structures Eng)	FT	0	0	0	0	0	0	0	0	43	2	52	5	0	0	95	7	102
Computer Engineering Technology	FT	1	1	1150	355	1043	343	0	0	490	182	452	193	0	0	3136	1074	4210
Computer Engineering Technology	PT	0	0	313	112	244	93	71	15	22	8	21	5	0	0	671	233	904
Computer Science	FT	170	105	3282	2179	3087	1801	0	0	1682	1378	1541	1171	0	0	9762	6634	16396
Computer Science	PT	0	0	892	614	3393	591	197	230	108	84	137	93	25	20	4752	1632	6384
Cooperative Economics & Management	FT	0	0	162	145	114	118	0	0	185	105	185	127	0	0	646	495	1141
Cooperative Economics & Management	PT	0	0	25	45	28	49	0	0	0	0	0	0	0	0	53	94	147
Crop Production Technology	FT	0	0	0	0	0	0	0	0	28	26	27	0	0	0	54	53	107
Elect/Elect (Electronics & Telecoms)	FT	0	0	20	12	15	9	0	0	78	5	179	18	0	0	292	44	336
Elect/Elect (Electronics)	FT	0	0	101	21	116	20	0	0	32	10	31	4	0	0	280	55	335
Elect/Electronics Engineering	FT	258	31	3233	406	3026	327	0	0	1917	232	1932	337	0	0	10366	1333	11699
Elect/Electronics Engineering	PT	0	0	960	120	1040	119	221	21	175	15	231	23	87	4	2714	302	3016
Electrical Electronic (Instrumentation)	FT	0	0	60	0	5	2	0	0	0	0	0	0	0	0	65	2	67
Electrical Installation & Maintenance	FT	0	0	0	0	0	0	0	0	22	11	0	0	0	0	22	11	33

Electrical/Electronics (Power Option)	FT	0	0	0	0	0	0	0	0	0	343	13	472	25	0	0	815	38	853
Environmental Health Technology.	PT	0	0	48	26	35	18	0	0	0	0	0	0	0	0	0	83	44	127
Estate Mgt	FT	43	28	1526	1038	1330	852	0	0	778	523	756	576	0	0	4433	3017	7450	
Estate Mgt	PT	0	0	393	174	304	141	46	31	27	15	22	13	0	0	792	374	1166	
Fashion Design & Clothing Technology	FT	0	0	181	274	106	239	0	0	45	67	49	65	0	0	381	645	1026	
Fisheries Technology	FT	2	1	154	91	63	62	0	0	61	44	36	32	0	0	316	230	546	
Fisheries Technology	PT	0	0	4	8	0	0	0	0	0	0	3	6	0	0	7	14	21	
Food Technology	FT	0	0	359	979	438	936	0	0	193	474	196	433	0	0	1186	2822	4008	
Food Technology	PT	0	0	115	362	97	285	45	154	3	12	1	4	0	0	261	817	1078	
Forestry Technology	FT	10	0	58	4	25	7	0	0	7	3	6	4	0	0	106	18	124	
Foundry Technology	FT	0	0	75	14	66	7	0	0	36	0	24	0	0	0	201	21	222	
Geoinformatics	FT	0	0	20	7	20	6	0	0	0	0	0	0	0	0	40	13	53	
Geological Technology	FT	0	0	52	44	42	38	0	0	17	59	7	8	0	0	118	149	267	
Geological Technology	PT	0	0	18	27	6	4	0	0	0	0	0	0	0	0	24	31	55	
Glass Technology	FT	0	0	18	7	9	10	0	0	7	4	6	11	0	0	40	32	72	
Graphic Arts	FT	0	0	0	0	0	0	0	0	28	17	40	17	0	0	68	34	102	
Home & Rural Economics	FT	0	10	6	66	15	53	0	0	7	53	8	52	0	0	36	234	270	
Horticulture & Landscape Technology	FT	0	0	22	10	12	3	0	0	2	1	2	1	0	0	38	15	53	
Hospitality Management	FT	18	21	389	957	313	752	0	0	169	455	193	364	0	0	1082	2549	3631	
Hospitality Management	PT	0	0	77	300	42	164	33	90	0	0	0	4	0	0	152	558	710	
Industrial Maintenance Engineering Technology	FT	0	0	76	13	40	5	0	0	28	11	40	3	0	0	184	32	216	
Industrial Maintenance Engineering Technology	PT	0	0	36	6	19	4	41	2	10	0	0	0	0	2	106	14	120	
Insurance	FT	0	0	228	236	274	285	0	0	79	109	74	78	0	0	655	708	1363	
Insurance	PT	0	0	181	91	149	111	25	21	54	26	40	16	0	0	449	265	714	
Journalism	PT	2	5	2	5	2	5	0	0	2	5	2	5	0	0	10	25	35	
Leisure & Tourism Management	FT	0	0	159	143	168	186	0	0	122	86	46	84	0	0	495	499	994	
Leisure & Tourism Management	PT	0	0	0	0	6	9	0	0	4	8	2	7	0	0	12	24	36	
Library & Information Science	FT	53	6	646	734	628	876	0	0	122	169	94	142	0	0	1543	1927	3470	
Library & Information Science	PT	5	11	139	102	129	229	43	51	5	11	5	11	0	0	326	415	741	
Local Govt Studies	FT	0	0	222	117	173	91	0	0	0	0	0	0	0	0	395	208	603	
Local Govt Studies	PT	0	0	22	34	5	8	0	0	0	0	0	0	0	0	27	42	69	
Marine Engineering . Technology.	FT	0	0	96	0	71	20	0	0	0	0	0	0	0	0	167	20	187	
Marketing	FT	0	0	964	887	554	695	0	0	905	864	962	1080	0	0	3385	3526	6911	
Marketing	PT	0	0	373	333	479	537	154	175	61	62	79	61	11	18	1157	1186	2343	
Mass Communication	FT	54	5	1304	1790	1127	1744	0	0	646	983	574	920	162	137	3867	5579	9446	
Mass Communication	PT	0	0	556	544	259	224	35	49	65	108	72	99	0	0	987	1024	2011	
Mathematic/Statistics	FT	10	4	560	334	485	292	0	0	525	248	443	294	0	0	2023	1172	3195	
Mechanical Engineering (Plant Engineering)	FT	0	0	0	0	0	0	0	0	97	13	81	9	0	0	178	22	200	
Mechanical Engineering (Production Engineering)	FT	0	0	0	0	0	0	0	0	147	11	100	13	0	0	247	24	271	
Mechanical Engineering Technology	FT	156	19	2286	179	2049	216	0	0	1283	129	1181	98	0	0	6955	641	7596	
Mechanical Engineering Technology	PT	0	0	517	41	517	87	148	14	104	2	82	15	37	2	1405	161	1566	
Mechatronics	FT	0	0	97	18	81	29	0	0	0	0	0	0	0	0	178	47	225	
Mechanical Engineering (Auto)	FT	0	0	118	17	82	15	0	0	0	0	0	0	0	0	200	32	232	
Metallurgy	FT	0	0	376	27	252	19	0	0	84	6	76	2	0	0	788	54	842	
Mineral Resources Engineering Technology	FT	0	0	126	21	158	15	0	0	55	9	47	1	0	0	386	46	432	
Mineral Resources Engineering Technology	PT	0	0	13	10	68	14	28	9	0	0	69	13	0	0	178	46	224	
Music Technology.	FT	0	0	42	11	38	21	0	0	11	10	19	10	0	0	110	52	162	
Music Technology.	PT	0	0	21	16	16	22	0	0	4	2	8	2	0	0	49	42	91	
Nutrition and Dietetics	FT	4	21	149	228	119	199	0	0	26	42	8	30	0	0	306	520	826	
Office Technology & Management	FT	3	3	28	49	28	46	0	0	16	50	15	44	0	0	90	192	282	
Office Technology & Management	PT	84	112	1436	1966	1199	1567	0	0	707	1166	599	1247	0	0	4025	6058	10083	
Office Technology & Management	PT	0	0	311	557	257	566	83	141	24	126	28	142	4	23	707	1555	2262	
Pest Mgt Technology	FT	0	0	4	3	4	3	0	0	31	21	27	18	0	0	66	45	111	
Petroleum & Gas Processing Engineering Technology	FT	0	0	26	3	34	12	0	0	0	0	0	0	0	0	60	15	75	
Pharmaceutical Technology	FT	0	0	175	121	221	102	0	0	7	33	0	0	0	0	403	256	659	
Pharmaceutical Technology	PT	0	0	17	46	0	0	0	0	0	0	0	0	0	0	17	46	63	
Polymer Technology	FT	0	0	138	112	63	53	0	0	43	19	17	17	0	0	261	201	462	

Pre-nd Science	FT	295	262	0	0	0	0	0	0	0	0	0	0	0	0	295	262	557
Printing Technology	FT	0	0	64	18	91	40	0	0	50	23	54	12	0	0	259	93	352
Printing Technology	PT	0	0	34	1	19	1	17	2	0	0	0	0	0	0	70	4	74
Printing Technology(book Publishing)	FT	0	0	0	0	0	0	0	0	2	18	18	28	0	0	20	46	66
Production & Operation Mgt	FT	0	0	0	0	0	0	0	0	40	3	67	3	0	0	107	6	113
Public Admin	FT	42	33	2071	1626	1865	1386	0	0	966	721	894	612	0	0	5838	4378	10216
Public Admin	PT	65	50	499	348	331	164	30	5	89	95	80	75	3	0	1097	737	1834
Purchasing and Supply	FT	0	0	30	42	0	0	0	0	110	143	161	119	0	0	301	304	605
Purchasing and Supply	PT	0	0	43	47	32	20	0	0	21	30	19	20	0	0	115	117	232
Quantity Survey	FT	33	0	1094	531	958	396	0	0	506	207	621	218	0	0	3212	1352	4564
Quantity Survey	PT	0	0	140	39	199	72	83	30	0	0	0	0	0	0	422	141	563
Science Lab Technology (Physics/Electronics)	FT	0	0	8	3	0	0	0	0	115	90	128	82	0	0	251	175	426
Science Lab Technology	FT	753	427	2417	2814	2506	2690	0	0	815	931	657	814	0	0	7148	7676	14824
Science Lab Technology	PT	0	0	681	892	421	781	123	348	28	34	27	35	0	0	1280	2090	3370
Science Lab Technology (Biochem/Microbiology)	FT	0	0	0	0	0	0	0	0	48	81	67	56	0	0	115	137	252
Science Lab Technology (Biochemistry)	FT	0	0	0	0	0	0	0	0	93	117	79	118	0	0	172	235	407
Science Lab Technology (Biology)	FT	0	0	0	0	0	0	0	0	0	0	3	6	0	0	3	6	9
Science Lab Technology (Biology/Microbiology)	FT	0	0	0	0	0	0	0	0	100	250	131	223	0	0	231	473	704
Science Lab Technology (Biology/Microbiology)	PT	0	0	0	0	0	0	0	0	4	5	7	9	0	0	11	14	25
Science Lab Technology (Chemistry)	FT	0	0	0	0	0	0	0	0	109	131	94	107	0	0	203	238	441
Science Lab Technology (Chemistry/Biochemistry)	FT	0	0	0	0	0	0	0	0	60	63	67	39	0	0	127	102	229
Science Lab Technology (Microbiology)	FT	0	0	0	0	0	0	0	0	174	284	167	299	0	0	341	583	924
Science Lab Technology (Microbiology)	PT	0	0	0	0	0	0	0	0	6	5	10	12	0	0	16	17	33
Science Lab. Technology (Environmental Biology)	FT	0	0	0	0	7	18	0	0	59	74	48	51	0	0	114	143	257
Social Development	FT	0	0	109	57	51	38	0	0	0	0	0	0	0	0	160	95	255
Soil Science & Technology	FT	0	0	0	0	0	0	0	0	10	8	9	9	0	0	19	17	36
Statistics	FT	75	41	1313	834	1193	633	0	0	595	323	643	363	0	0	3819	2194	6013
Statistics	PT	0	0	141	86	227	197	78	60	15	3	21	5	6	1	488	352	840
Surveying & Geoinformatics	FT	16	1	618	216	571	213	0	0	262	80	236	80	0	0	1703	590	2293
Surveying & Geoinformatics	PT	0	0	33	5	29	4	0	0	0	0	0	0	0	0	62	9	71
Textile Technology	FT	0	0	11	16	35	26	0	0	8	10	7	21	0	0	61	73	134
Urban and Regional Planning	FT	17	3	1790	755	1639	688	0	0	1232	515	1115	391	0	0	5793	2352	8145
Urban and Regional Planning	PT	0	0	8	2	17	5	0	0	0	0	5	0	0	0	30	7	37
Welding & Fabrication Engineering . Technology.	FT	20	0	171	54	83	42	0	0	35	24	30	21	0	0	339	141	480
<b>Total</b>		<b>2885</b>	<b>1524</b>	<b>58110</b>	<b>38480</b>	<b>55207</b>	<b>35601</b>	<b>2943</b>	<b>2562</b>	<b>28414</b>	<b>19976</b>	<b>27600</b>	<b>19101</b>	<b>586</b>	<b>394</b>	<b>175745</b>	<b>117638</b>	<b>293383</b>



Table 5.2.7 POLYTECHNIC ENROLMENT SUMMARY BY PROGRAM 2014/15

PROGRAMS	MODE	PRE-ND		ND1		ND2		ND3		HND1		HND2		HND3		TOTAL		
		M	F	M	F	M	F	M	F	M	F	M	F	M	F	M	F	MF
Accountancy	FT	114	88	3349	2792	3353	2799	0	0	2329	2137	2536	2106	0	0	11681	9922	21603
Accountancy	PT	16	21	1263	1230	1106	1187	303	314	479	576	489	505	110	91	3766	3924	7690
Agric Engineering (Farm Power Machine)	FT	0	0	0	0	0	0	0	0	70	10	59	15	0	0	129	25	154
Agric Engineering . Technology	FT	0	0	25	7	6	1	0	0	0	0	0	0	0	0	31	8	39
Agric Engineering Technology	FT	0	0	551	157	418	105	0	0	155	33	100	29	0	0	1224	324	1548
Agric Engineering Technology	PT	0	0	22	14	15	20	0	0	0	0	0	0	0	0	37	34	71
Agric Ext & Mgt	FT	0	0	0	0	0	0	0	0	78	56	71	49	0	0	149	105	254
Agric Technology (Post Harvest)	FT	0	0	0	0	0	0	0	0	12	8	20	13	0	0	32	21	53
Agric Technology(General Agric)	FT	16	1	296	145	263	114	0	0	11	3	7	1	0	0	593	264	857
Agricultural Bio Environmental Engineering	FT	1	0	304	122	268	134	0	0	71	11	57	27	0	0	701	294	995
Agricultural Bio Environmental Engineering	PT	0	0	15	15	25	10	0	0	0	0	0	0	0	0	40	25	65
Agricultural Bio Environmental Engineering .	FT	0	0	24	14	30	13	0	0	34	18	30	8	0	0	118	53	171
Agricultural Bio Environmental Engineering .	PT	0	0	43	6	27	35	0	0	0	0	0	0	0	0	70	41	111
Agricultural Engineering Technology (Soil)	FT	0	0	0	0	0	0	0	0	36	3	24	12	0	0	60	15	75
Animal Health & Production Technology.	FT	67	0	125	45	71	19	0	0	0	0	0	0	0	0	263	64	327
Animal Health Technology	FT	0	0	81	19	89	23	0	0	19	11	20	13	0	0	209	66	275
Animal Production Technology	FT	0	0	0	0	0	0	0	0	34	25	48	25	0	0	82	50	132
Architectural Technology	FT	20	1	1656	236	1591	275	0	0	713	152	749	157	0	0	4729	821	5550
Architectural Technology	PT	0	0	136	26	130	20	0	0	0	0	0	0	0	0	266	46	312
Art & Industrial Design (painting)	FT	0	0	116	21	90	33	0	0	24	5	12	1	0	0	242	60	302
Art & Industrial Design (Photogrammetry)	FT	0	0	35	12	0	0	0	0	0	0	0	0	0	0	35	12	47
Art & Industrial Design (sculpture)	FT	0	0	0	0	0	0	0	0	21	2	63	1	0	0	84	3	87
Art and Industrail Design (Graphics)	FT	0	0	0	0	0	0	0	0	23	11	23	7	0	0	46	18	64
Art and Industrail Design(graphics)	FT	0	0	0	0	0	0	0	0	4	4	7	2	0	0	11	6	17
Art and Industrial Design	FT	23	4	316	153	295	147	0	0	40	28	49	21	0	0	723	353	1076
Art and Industrial Design	PT	0	0	31	82	0	0	0	0	0	0	0	0	0	0	31	82	113
Art and Industrial Design (Ceramics)	FT	0	0	0	0	0	0	0	0	7	2	6	1	0	0	13	3	16
Art and Industrial Design (Textile)	FT	0	0	0	0	0	0	0	0	2	13	0	0	0	0	2	13	15
Art and Industrial Design(ceramics)	FT	0	0	0	0	0	0	0	0	1	1	1	1	0	0	2	2	4
Art and Industrial Design(textile)	FT	0	0	0	0	0	0	0	0	3	8	2	0	0	0	5	8	13
Banking and Finance	FT	3	3	1863	1561	1566	1462	0	0	944	992	837	801	0	0	5213	4819	10032
Banking and Finance	PT	0	0	441	526	438	509	131	137	183	206	148	160	0	0	1341	1538	2879
Bilingual Sec. Studies	FT	0	0	0	0	0	0	0	0	3	9	0	14	0	0	3	23	26
Building Technology	FT	30	1	1672	234	1427	266	0	0	694	127	635	160	0	0	4458	788	5246
Building Technology	PT	0	0	433	80	321	70	169	20	32	5	22	5	7	2	984	182	1166
Business Admin & Mgt	FT	152	89	3967	3345	3544	3056	0	0	2154	2080	2091	2092	0	0	11908	10662	22570
Business Admin & Mgt	PT	18	17	2179	1071	2062	2195	325	323	812	904	510	562	101	107	6007	5179	11186
Ceramic Technology	FT	2	1	58	31	59	34	0	0	31	16	27	3	0	0	177	85	262
Chemical Engineering Technology	FT	7	1	706	211	612	169	0	0	166	81	175	68	0	0	1666	530	2196
Chemical Engineering Technology	PT	0	0	31	8	28	6	0	0	18	7	15	4	0	0	92	25	117
Civil Engineering Technology	FT	101	2	2891	297	2294	211	0	0	1083	182	955	107	0	0	7324	799	8123
Civil Engineering Technology	PT	0	0	325	48	303	38	116	30	115	31	113	26	41	30	1013	203	1216
Civil Engineering Technology (Soil and Water Engineering )	FT	0	0	0	0	0	0	0	0	45	5	38	7	0	0	83	12	95
Civil Engineering Technology (Transportation)	FT	0	0	0	0	0	0	0	0	62	7	50	11	0	0	112	18	130
Civil Engineering Technology(Structures Eng)	FT	0	0	0	0	0	0	0	0	78	12	107	11	0	0	185	23	208
Civil Engr Technology	FT	0	0	15	2	94	9	0	0	90	6	66	6	0	0	265	23	288
Computer Engineering Technology	FT	2	0	1341	341	1186	330	0	0	421	161	389	143	0	0	3339	975	4314
Computer Engineering Technology	PT	0	0	223	69	201	84	11	4	42	19	33	16	0	0	510	192	702
Computer Engr Tech	FT	0	0	70	9	68	7	0	0	0	0	0	0	0	0	138	16	154
Computer Science	FT	120	53	3469	2095	3301	1965	0	0	1865	1451	1525	1266	0	0	10280	6830	17110
Computer Science	PT	0	0	1045	756	1008	696	247	156	301	243	216	189	68	53	2885	2093	4978

Cooperative Economics & Management	FT	0	0	242	224	202	218	0	0	207	176	212	165	0	0	863	783	1646
Cooperative Economics & Management	PT	0	0	36	66	28	49	0	0	0	0	2	2	0	0	66	117	183
Crop Production Technology	FT	0	0	0	0	0	0	0	0	17	8	24	17	0	0	41	25	66
Elect/Elect (Electronics & Telecoms)	FT	0	0	0	0	0	0	0	0	224	44	299	31	0	0	523	75	598
Elect/Elect (Electronics)	FT	0	0	113	3	112	1	0	0	22	11	0	0	0	0	247	15	262
Elect/Electronics Engineering	FT	82	8	3971	432	3211	345	0	0	1614	198	1417	158	0	0	10295	1141	11436
Elect/Electronics Engineering	PT	0	0	736	77	616	87	121	14	1343	21	225	21	60	8	3101	228	3329
Elect/electronics Engr	FT	0	0	21	5	6	88	0	0	40	7	55	2	0	0	122	102	224
Electrical/Electronics (Power Option)	FT	0	0	0	0	0	0	0	0	306	22	362	16	0	0	668	38	706
Electrical/electronics(power Option)	FT	0	0	0	0	0	0	0	0	51	4	48	0	0	0	99	4	103
Environmental Health Technology.	FT	0	0	0	0	0	0	0	0	14	8	26	6	0	0	40	14	54
Estate Mgt	FT	7	1	1552	854	1451	855	0	0	960	637	754	565	0	0	4724	2912	7636
Estate Mgt	PT	0	0	325	154	237	167	96	45	0	0	6	4	0	0	664	370	1034
Fashion Design & Clothing Technology	FT	0	0	145	338	102	226	0	0	30	76	26	85	0	0	303	725	1028
Fisheries Technology	FT	8	0	130	65	130	90	0	0	49	56	60	42	0	0	377	253	630
Fisheries Technology	PT	0	0	3	0	4	8	0	0	0	0	0	0	0	0	7	8	15
Food Technology	FT	0	1	332	844	341	739	0	0	129	342	105	282	0	0	907	2208	3115
Food Technology	PT	0	0	122	298	107	270	33	80	6	11	2	3	0	0	270	662	932
Forestry Technology	FT	7	0	60	15	44	4	0	0	7	3	6	4	0	0	124	26	150
Foundry Technology	FT	0	0	75	22	60	20	0	0	40	22	43	20	0	0	218	84	302
Geoinformatics	FT	0	0	63	16	20	7	0	0	0	0	0	0	0	0	83	23	106
Geological Technology	FT	0	0	54	49	60	54	0	0	41	34	32	54	0	0	187	191	378
Geological Technology	PT	0	0	0	0	16	18	0	0	0	0	0	0	0	0	16	18	34
Graphic Arts	FT	0	0	80	8	66	13	0	0	6	2	5	2	0	0	157	25	182
Graphic Arts	PT	0	0	46	7	43	9	40	6	0	0	0	0	0	0	129	22	151
Home & Rural Economics	FT	0	3	6	57	6	65	0	0	3	57	7	53	0	0	22	235	257
Horticulture & Landscape Technology	FT	0	0	45	32	27	9	0	0	2	1	2	1	0	0	76	43	119
Hospitality Management	FT	20	4	362	1048	358	886	0	0	152	423	140	424	0	0	1032	2785	3817
Hospitality Management	PT	0	0	86	258	48	229	44	159	2	6	0	0	0	0	180	652	832
Human Resources Mgt	FT	0	0	0	0	0	0	0	0	104	100	120	127	0	0	224	227	451
Industrial Maintenance Engineering Technology	FT	0	0	76	13	40	5	0	0	28	11	40	3	0	0	184	32	216
Industrial Maintenance Engineering Technology	PT	0	0	33	4	27	6	25	4	6	1	10	0	0	0	101	15	116
Industrial Safety & Envir Engineering . Technology.	FT	0	0	87	10	26	6	0	0	0	0	0	0	0	0	113	16	129
Insurance	FT	0	0	130	209	120	177	0	0	119	137	53	89	0	0	422	612	1034
Insurance	PT	0	0	45	45	69	64	0	0	43	20	39	35	0	0	196	164	360
Journalism	PT	16	9	16	9	16	9	0	0	16	9	16	9	0	0	80	45	125
Leisure & Tourism Management	FT	0	0	150	114	147	165	0	0	67	59	75	80	0	0	439	418	857
Library & Information Science	FT	40	2	618	470	569	447	0	0	126	169	99	151	0	0	1452	1239	2691
Library & Information Science	PT	10	8	52	98	89	44	0	0	10	8	10	8	0	0	171	166	337
Local Govt Studies	FT	0	0	299	213	243	141	0	0	131	95	79	46	0	0	752	495	1247
Local Govt Studies	PT	0	0	12	7	18	17	0	0	0	0	0	0	0	0	30	24	54
Marine Engineering Technology .	FT	0	0	40	0	31	11	0	0	0	0	0	0	0	0	71	11	82
Marketing	FT	0	0	724	817	525	551	0	0	911	988	928	934	0	0	3088	3290	6378
Marketing	PT	0	0	318	381	198	320	0	0	78	116	52	144	0	12	646	973	1619
Mass Communication	FT	56	10	1609	2068	1417	2036	0	0	817	1313	661	1068	0	0	4560	6495	11055
Mass Communication	PT	0	0	337	591	305	566	0	0	55	101	71	96	0	0	768	1354	2122
Mathematic/Statistics	FT	15	5	412	290	402	286	0	0	337	213	343	236	0	0	1509	1030	2539
Mathematic/Statistics	PT	0	0	16	15	52	50	34	29	0	0	0	0	0	0	102	94	196
Mechanical Engineering ( Plant Engineering )	FT	0	0	0	0	0	0	0	0	76	4	84	1	0	0	160	5	165
Mechanical Engineering ( Production Engineering )	FT	0	0	0	0	0	0	0	0	81	7	95	9	0	0	176	16	192
Mechanical Engineering Technolagn	FT	51	2	2290	132	1900	159	0	0	1030	72	939	58	0	0	6210	423	6633
Mechanical Engineering Technolagn	PT	0	0	513	47	469	28	79	1	148	18	128	9	30	7	1367	110	1477
Mechanical Engr (plant Engr)	FT	0	0	0	0	0	0	0	0	65	2	0	0	0	0	65	2	67
Mechanical Engr (production Engr)	FT	0	0	0	0	0	0	0	0	52	3	40	3	0	0	92	6	98
Mechanical Engr Techn	FT	0	0	71	2	90	5	0	0	0	0	0	0	0	0	161	7	168
Mechatronics	FT	0	0	154	18	70	27	0	0	0	0	0	0	0	0	224	45	269
Mechnical Engineering (Auto)	FT	0	0	13	0	21	0	0	0	20	0	19	0	0	0	73	0	73

Metallurgy	FT	0	0	206	52	242	48	0	0	102	29	113	22	0	0	663	151	814
Metallurgy	PT	0	0	9	0	0	0	0	0	0	0	0	0	0	0	9	0	9
Mineral Resources Engineering Technology	FT	0	0	363	67	127	33	0	0	60	24	72	20	0	0	622	144	766
Music Tech.	FT	0	0	26	34	10	40	0	0	23	9	11	10	0	0	70	93	163
Music Technology.	PT	0	0	18	10	26	12	0	0	0	0	3	3	0	0	47	25	72
Nutrition and Dietetics	FT	7	15	180	525	152	401	0	0	35	94	39	83	0	0	413	1118	1531
Office Technology & Management	FT	0	0	34	56	21	30	0	0	30	40	16	21	0	0	101	147	248
Office Technology& Management	FT	75	60	1336	1862	1161	1827	0	0	629	1110	518	1112	0	0	3719	5971	9690
Office Technology& Management	PT	0	0	215	490	226	517	85	184	51	121	47	115	26	54	650	1481	2131
Pest Mgt Technology	FT	0	0	10	12	10	9	0	0	21	14	10	8	0	0	51	43	94
Pharmaceutical Technology	FT	0	0	160	168	91	102	0	0	8	27	5	28	0	0	264	325	589
Polymer Technology	FT	0	0	119	108	66	66	0	0	29	23	42	19	0	0	256	216	472
Pre-nd Science	FT	683	261	0	0	0	0	0	0	0	0	0	0	0	0	683	261	944
Printing Technology	FT	0	0	87	46	111	28	0	0	76	40	60	28	0	0	334	142	476
Printing Technology	PT	0	0	24	4	31	1	22	1	0	0	0	0	0	0	77	6	83
Printing Technology(book Publishing)	FT	0	0	0	0	0	0	0	0	1	10	9	14	0	0	10	24	34
Production & Operation Mgt	FT	0	0	0	0	0	0	0	0	155	102	139	101	0	0	294	203	497
Public Admin	FT	89	56	2618	1844	2233	1657	0	0	1049	817	992	665	0	0	6981	5039	12020
Public Admin	PT	20	31	689	457	474	449	98	82	152	184	124	186	39	36	1596	1425	3021
Purchasing and Supply	FT	2	0	64	76	94	40	0	0	140	186	162	183	0	0	462	485	947
Purchasing and Supply	PT	0	0	62	86	28	53	0	0	15	31	18	24	0	0	123	194	317
Quantity Survey	FT	18	2	1225	395	1061	384	0	0	528	193	479	155	0	0	3311	1129	4440
Quantity Survey	PT	0	0	132	60	114	64	75	31	0	0	0	0	0	0	321	155	476
Science Lab Tech (physics/electronics)	FT	0	0	0	0	0	0	0	0	8	14	2	8	0	0	10	22	32
Science Lab Technology (Physics/Electronics)	FT	0	0	67	79	88	161	0	0	137	134	104	145	0	0	396	519	915
Science Lab Tech	FT	0	0	53	62	48	50	0	0	0	0	0	0	0	0	101	112	213
Science Lab Tech (biology/microbiology)	FT	0	0	0	0	0	0	0	0	6	18	17	55	0	0	23	73	96
Science Lab Tech (chemistry)	FT	0	0	0	0	0	0	0	0	23	31	30	33	0	0	53	64	117
Science Lab Tech (microbiology)	FT	0	0	0	0	0	0	0	0	0	0	7	15	0	0	7	15	22
Science Lab Technology	FT	238	144	2433	2965	2240	2839	0	0	792	1315	617	932	0	0	6320	8195	14515
Science Lab Technology	PT	0	0	720	840	525	611	128	203	52	37	42	29	0	0	1467	1720	3187
Science Lab Technology	PT	0	0	29	93	13	54	0	0	0	0	0	0	0	0	42	147	189
Science Lab Technology (Biochemistry)	FT	0	0	0	0	0	0	0	0	88	178	66	134	0	0	154	312	466
Science Lab Technology (Biology/Microbiology)	FT	0	0	0	0	0	0	0	0	84	137	62	126	0	0	146	263	409
Science Lab Technology (Chemistry)	FT	0	0	0	0	0	0	0	0	186	262	142	174	0	0	328	436	764
Science Lab Technology (Chemistry/Biochemistry)	FT	0	0	0	0	0	0	0	0	42	37	38	46	0	0	80	83	163
Science Lab Technology (Microbiology)	FT	0	0	0	0	0	0	0	0	255	472	182	398	0	0	437	870	1307
Science Lab Technology (Microbiology)	PT	0	0	0	0	0	0	0	0	3	5	6	2	0	0	9	7	16
Science Lab Technology(Biology)	FT	0	0	0	0	0	0	0	0	0	1	2	2	0	0	2	3	5
Science Lab TechnologyBiochemistry	FT	0	0	0	0	0	0	0	0	6	1	0	0	0	0	6	1	7
Science Lab. Technology (Environmental Biology)	FT	0	0	10	50	9	51	0	0	17	22	15	27	0	0	51	150	201
Social Development	FT	2	3	362	200	284	188	0	0	45	25	29	37	0	0	722	453	1175
Soil Science & Technology	FT	0	0	0	0	0	0	0	0	10	8	9	9	0	0	19	17	36
Statistics	FT	34	3	1318	800	1156	782	0	0	592	376	537	329	0	0	3637	2290	5927
Statistics	PT	0	0	157	78	176	77	88	41	37	20	37	18	10	6	505	240	745
Surveying & Geoinformatics	FT	1	1	771	221	698	210	0	0	298	89	292	140	0	0	2060	661	2721
Surveying & Geoinformatics	PT	0	0	59	14	65	4	0	0	0	0	0	0	0	0	124	18	142
Textile Technology	FT	0	0	40	36	20	7	0	0	7	4	8	4	0	0	75	51	126
Urban and Reg Planning	FT	0	0	0	0	0	0	0	0	14	13	5	16	0	0	19	29	48
Urban and Reglional Planning	FT	1	0	1173	411	1031	340	0	0	511	206	582	209	0	0	3298	1166	4464
Urban and Reglional Planning	PT	0	0	67	28	68	29	0	0	0	0	0	0	0	0	135	57	192
Welding & Fabrication Engineering Technology.	FT	10	0	188	60	181	55	0	0	56	25	53	21	0	0	488	161	649
<b>TOTAL</b>		<b>2184</b>	<b>911</b>	<b>60761</b>	<b>38494</b>	<b>53308</b>	<b>36838</b>	<b>2270</b>	<b>1864</b>	<b>29263</b>	<b>21760</b>	<b>25827</b>	<b>19414</b>	<b>492</b>	<b>406</b>	<b>174105</b>	<b>119687</b>	<b>293792</b>

Table 5.2.8 POLYTECHNIC OUT-TURN SUMMARY PROGRAMS: 2013/2014

PROGRAMS	MODE	ND			HND			Total		
		M	F	MF	M	F	MF	M	F	MF
Accountancy	FT	3441	3028	6469	3438	2501	5939	6879	5529	12408
Accountancy	PT	758	611	1369	428	315	743	1186	926	2112
Agric Engineering (Farm Power Machine)	FT	0	0	0	23	13	36	23	13	36
Agric Engineering Technology	FT	496	164	660	168	100	268	664	264	928
Agric Ext & Mgt	FT	0	0	0	112	94	206	112	94	206
Agric Technology (Post Harvest)	FT	0	0	0	23	9	32	23	9	32
Agric Technology(General Agric)	FT	143	90	233	30	7	37	173	97	270
Agricultural Bio Environmental Engineering	FT	82	26	108	70	14	84	152	40	192
Agricultural Bio Environmental Engineering	PT	30	5	35	0	0	0	30	5	35
Agricultural Engineering Technology(soil)	FT	0	0	0	21	7	28	21	7	28
Animal Health & Production Technology.	FT	115	52	167	37	0	37	152	52	204
Animal Health Technology	FT	0	0	0	4	7	11	4	7	11
Animal Production Tecnology	FT	20	17	37	51	53	104	71	70	141
Architectural Technology	FT	1344	291	1635	504	152	656	1848	443	2291
Architectural Technology	PT	86	17	103	15	20	35	101	37	138
Art & Industrial Design (Painting)	FT	47	8	55	43	9	52	90	17	107
Art & Industrial Design (Sculpture)	FT	0	0	0	29	5	34	29	5	34
Art and Industriail Design (Graphics)	FT	37	26	63	11	3	14	48	29	77
Art and Industrial Design	FT	308	85	393	80	33	113	388	118	506
Art and Industrial Design	PT	45	9	54	0	0	0	45	9	54
Art and Industrial Design (Ceramics)	FT	0	0	0	10	4	14	10	4	14
Art and Industrial Design (Textile)	FT	0	0	0	2	4	6	2	4	6
Banking and Finance	FT	1450	1314	2764	1154	972	2126	2604	2286	4890
Banking and Finance	PT	370	290	660	163	68	231	533	358	891
Bilingual Sec. Studies	FT	0	0	0	1	9	10	1	9	10
Building Construction	FT	11	0	11	0	0	0	11	0	11
Building Technology	FT	1094	222	1316	653	121	774	1747	343	2090
Building Technology	PT	158	88	246	18	6	24	176	94	270
Business Admin & Mgt	FT	4225	2994	7219	2880	2147	5027	7105	5141	12246
Business Admin & Mgt	PT	918	1068	1986	448	345	793	1366	1413	2779
Business Studies	FT	27	24	51	117	191	308	144	215	359
Business Studies	PT	44	39	83	0	0	0	44	39	83
Ceramic Technology	FT	32	8	40	17	1	18	49	9	58
Ceramics	FT	0	0	0	3	1	4	3	1	4
Chemical Engineering Technology	FT	225	73	298	69	35	104	294	108	402
Chemical Engineering Technology	PT	11	3	14	8	4	12	19	7	26
Chemistry	FT	0	0	0	56	70	126	56	70	126
Chemistry	PT	0	0	0	8	2	10	8	2	10
Civil Engineering Technology	FT	2072	318	2390	1119	176	1295	3191	494	3685
Civil Engineering Technology	PT	228	34	262	39	4	43	267	38	305
Civil Engineering Technology (Soil and Water Engineering )	FT	0	0	0	4	2	6	4	2	6
Civil Engineering Technology (Transportation)	FT	0	0	0	80	74	154	80	74	154
Civil Engineering Technology(Structures Eng)	FT	0	0	0	60	54	114	60	54	114
Computer Engineering Technology	FT	720	215	935	353	134	487	1073	349	1422
Computer Engineering Technology	PT	186	45	231	25	8	33	211	53	264
Computer Science	FT	2918	1945	4863	1372	1094	2466	4290	3039	7329
Computer Science	PT	624	523	1147	190	146	336	814	669	1483
Cooperative Economics & Management	FT	177	135	312	413	207	620	590	342	932
Cooperative Economics & Management	PT	26	44	70	0	0	0	26	44	70
Crop Production Technology	FT	0	0	0	11	28	39	11	28	39
Elect/Elect (Electronics & Telecoms)	FT	0	0	0	120	62	182	120	62	182
Elect/Elect (Electronics)	FT	42	7	49	19	4	23	61	11	72
Elect/Electronics Engineering	FT	3028	331	3359	1807	359	2166	4835	690	5525
Elect/Electronics Engineering	PT	587	78	665	197	24	221	784	102	886
Electrical/Electronics (Power Option)	FT	0	0	0	310	81	391	310	81	391
Environmental Health Technology.	PT	28	10	38	0	0	0	28	10	38
Estate Mgt	FT	944	628	1572	665	497	1162	1609	1125	2734
Estate Mgt	PT	188	130	318	58	48	106	246	178	424
Fashion Design & Clothing Technology	FT	72	98	170	3	23	26	75	121	196
Fisheries Technology	FT	64	46	110	27	12	39	91	58	149
Fisheries Technology	PT	6	3	9	0	0	0	6	3	9
Food Technology	FT	297	800	1097	171	422	593	468	1222	1690
Food Technology	PT	45	135	180	7	24	31	52	159	211
Forestry Technology	FT	10	8	18	11	1	12	21	9	30
Foundry Technology	FT	42	3	45	56	32	88	98	35	133
Geoinformatics	FT	17	4	21	0	0	0	17	4	21
Geological Technology	FT	49	45	94	7	9	16	56	54	110
Glass Technology	FT	19	23	42	9	5	14	28	28	56
Graphic Arts	FT	77	46	123	62	46	108	139	92	231
Home & Rural Economics	FT	8	42	50	9	45	54	17	87	104
Horticulture & Landscape Technology	FT	12	1	13	3	2	5	15	3	18
Hospitality Management	FT	260	617	877	114	370	484	374	987	1361
Hospitality Management	PT	43	74	117	15	48	63	58	122	180
Industrial Maintenance Engineering Technology	FT	38	9	47	16	1	17	54	10	64
Industrial Maintenance Engineering Technology	PT	8	1	9	15	2	17	23	3	26
Insurance	FT	201	286	487	181	165	346	382	451	833
Insurance	PT	93	57	150	30	12	42	123	69	192
Journalism	PT	4	10	14	4	10	14	8	20	28
Leisure & Tourism Management	FT	85	82	167	79	54	133	164	136	300
Leisure & Tourism Management	PT	2	2	4	1	4	5	3	6	9

Library & Information Science	FT	474	691	1165	95	125	220	569	816	1385
Library & Information Science	PT	88	158	246	10	22	32	98	180	278
Local Govt Studies	FT	144	93	237	0	0	0	144	93	237
Local Govt Studies	PT	15	10	25	0	0	0	15	10	25
Marketing	FT	328	340	668	1567	1056	2623	1895	1396	3291
Marketing	PT	138	127	265	75	71	146	213	198	411
Mass Communication	FT	1225	1469	2694	592	736	1328	1817	2205	4022
Mass Communication	PT	310	244	554	79	127	206	389	371	760
Mathematic/Statistics	FT	466	312	778	389	207	596	855	519	1374
Mathematic/Statistics	PT	40	34	74	5	8	13	45	42	87
Mechanical Engineering (Production Engineering)	FT	0	0	0	88	6	94	88	6	94
Mechanical Engineering Technology	FT	1607	233	1840	785	89	874	2392	322	2714
Mechanical Engineering Technology	PT	256	85	341	72	12	84	328	97	425
Mechatronics	FT	69	2	71	0	0	0	69	2	71
Mechanical Engineering (Auto)	FT	42	7	49	0	0	0	42	7	49
Metallurgy	FT	87	13	100	72	4	76	159	17	176
Mineral Resources Engineering Technology	FT	63	75	138	63	22	85	126	97	223
Music Technology.	FT	21	9	30	0	0	0	21	9	30
Music Technology.	PT	12	16	28	0	0	0	12	16	28
Nutrition and Dietetics	FT	69	151	220	8	30	38	77	181	258
Office Technology & Management	FT	1279	1688	2967	774	1300	2074	2053	2988	5041
Office Technology & Management	PT	173	374	547	66	162	228	239	536	775
Pest Mgt Technology	FT	0	0	0	19	10	29	19	10	29
Pharmaceutical Technology	FT	211	86	297	0	0	0	211	86	297
Polymer Technology	FT	61	59	120	25	15	40	86	74	160
Printing Technology	FT	78	54	132	55	14	69	133	68	201
Printing Technology	PT	13	2	15	8	1	9	21	3	24
Printing Technology(book Publishing)	FT	0	0	0	9	16	25	9	16	25
Public Admin	FT	2484	1655	4139	1646	1058	2704	4130	2713	6843
Public Admin	PT	378	316	694	154	150	304	532	466	998
Purchasing and Supply	FT	0	0	0	204	143	347	204	143	347
Purchasing and Supply	PT	18	48	66	18	74	92	36	122	158
Quantity Survey	FT	788	353	1141	459	180	639	1247	533	1780
Quantity Survey	PT	77	43	120	20	7	27	97	50	147
Science Lab Technology (Physics/Electronics)	FT	100	150	250	130	98	228	230	248	478
Science Lab Technology (Physics/Electronics)	PT	0	0	0	2	0	2	2	0	2
Science Lab Technology	FT	2605	2505	5110	574	563	1137	3179	3068	6247
Science Lab Technology	PT	306	432	738	85	156	241	391	588	979
Science Lab Technology (biochem/microbiology)	FT	0	0	0	68	71	139	68	71	139
Science Lab Technology (Biochemistry)	FT	0	0	0	74	100	174	74	100	174
Science Lab Technology (Biology)	FT	16	55	71	21	109	130	37	164	201
Science Lab Technology (Biology)	PT	21	53	74	0	0	0	21	53	74
Science Lab Technology (Biology/Microbiology)	FT	0	0	0	96	207	303	96	207	303
Science Lab Technology (Biology/Microbiology)	PT	7	4	11	7	15	22	14	19	33
Science Lab Technology (Chemistry)	FT	0	0	0	122	158	280	122	158	280
Science Lab Technology (Chemistry/Biochemistry)	FT	0	0	0	88	87	175	88	87	175
Science Lab Technology (Microbiology)	FT	0	0	0	143	189	332	143	189	332
Science Lab Technology (Microbiology)	PT	0	0	0	18	24	42	18	24	42
Science Lab. Technology(Environmental Biology)	FT	0	0	0	57	59	116	57	59	116
Social Development	FT	34	31	65	0	0	0	34	31	65
Soil Science & Technology	FT	0	0	0	3	2	5	3	2	5
Statistics	FT	1261	596	1857	685	313	998	1946	909	2855
Statistics	PT	102	42	144	17	11	28	119	53	172
Surveying & Geoinformatics	FT	508	158	666	223	56	279	731	214	945
Surveying & Geoinformatics	PT	76	27	103	0	0	0	76	27	103
Telecommunication Technology	FT	0	0	0	28	20	48	28	20	48
Textile Technology	FT	36	19	55	9	17	26	45	36	81
Urban and Regional Planning	FT	813	332	1145	474	222	696	1287	554	1841
Urban and Regional Planning	PT	32	22	54	15	10	25	47	32	79
Welding & Fabrication Engineering . Technology.	FT	42	1	43	0	0	0	42	1	43
<b>Total</b>		<b>45710</b>	<b>30561</b>	<b>76271</b>	<b>28652</b>	<b>19743</b>	<b>48395</b>	<b>74362</b>	<b>50304</b>	<b>124666</b>

Source :NBTE

Table 5.2.9 POLYTECHNIC OUT-TURN SUMMARY BY PROGRAMS: 2014/2015

PROGRAMS	MODE	ND			HND			Total		
		M	F	MF	M	F	MF	M	F	MF
Accountancy	FT	2996	2233	5229	2462	1957	4419	5458	4190	9648
Accountancy	PT	499	527	1026	456	322	778	955	849	1804
Agric Engineering (Farm Power Machine)	FT	0	0	0	42	13	55	42	13	55
Agric Engineering Technology	FT	341	80	421	75	9	84	416	89	505
Agric Engineering Technology	PT	13	19	32	0	0	0	13	19	32
Agric Ext & Mgt	FT	0	0	0	78	57	135	78	57	135
Agric Technology (Post Harvest)	FT	0	0	0	19	19	38	19	19	38
Agric Technology(General Agric)	FT	189	94	283	2	1	3	191	95	286
Agricultural Bio Environmental Engineering	FT	165	46	211	86	32	118	251	78	329
Agricultural Bio Environmental Engineering	PT	68	15	83	0	0	0	68	15	83
Agricultural Engineering Technology (Soil)	FT	0	0	0	28	9	37	28	9	37
Animal Health & Production Technology.	FT	27	26	53	0	0	0	27	26	53
Animal Health Technology	FT	67	13	80	34	18	52	101	31	132
Animal Production Technology	FT	0	0	0	44	25	69	44	25	69
Architectural Technology	FT	1128	292	1420	458	99	557	1586	391	1977
Architectural Technology	PT	168	36	204	0	0	0	168	36	204
Art & Industrial Design (Painting)	FT	0	0	0	11	3	14	11	3	14
Art & Industrial Design (Sculpture)	FT	0	0	0	6	0	6	6	0	6
Art and Industrial Design (Graphics)	FT	0	0	0	12	7	19	12	7	19
Art and Industrial Design	FT	257	128	385	28	22	50	285	150	435
Art and Industrial Design	PT	7	2	9	0	0	0	7	2	9
Art and Industrial Design (Ceramics)	FT	0	0	0	6	1	7	6	1	7
Art and Industrial Design (Ceramics)	PT	0	0	0	5	10	15	5	10	15
Art and Industrial Design(textile)	FT	0	0	0	6	12	18	6	12	18
Banking and Finance	FT	1359	1248	2607	903	782	1685	2262	2030	4292
Banking and Finance	PT	232	268	500	35	29	64	267	297	564
Bilingual Sec. Studies	FT	0	0	0	3	6	9	3	6	9
Biology/microbiology	FT	0	0	0	10	50	60	10	50	60
Building Technology	FT	1025	263	1288	507	79	586	1532	342	1874
Building Technology	PT	222	54	276	12	6	18	234	60	294
Business Admin & Mgt	FT	3573	2954	6527	2195	1698	3893	5768	4652	10420
Business Admin & Mgt	PT	592	590	1182	232	195	427	824	785	1609
Ceramic Technology	FT	27	14	41	18	3	21	45	17	62
Chemical Engineering Technology	FT	354	114	468	141	53	194	495	167	662
Chemistry	FT	0	0	0	32	52	84	32	52	84
Civil Engineering Technology	FT	1973	157	2130	936	120	1056	2909	277	3186
Civil Engineering Technology	PT	166	48	214	56	19	75	222	67	289
Civil Engineering Technology (Soil and Water Engineering )	FT	0	0	0	34	6	40	34	6	40
Civil Engineering Technology (Transportation)	FT	0	0	0	40	9	49	40	9	49
Civil Engineering Technology(Structures Eng)	FT	0	0	0	93	7	100	93	7	100
Civil Engr Technology	FT	55	15	70	58	12	70	113	27	140
Computer Engineering Technology	FT	875	353	1228	243	123	366	1118	476	1594
Computer Engineering Technology	PT	61	15	76	7	5	12	68	20	88
Computer Engr Tech	FT	10	2	12	0	0	0	10	2	12
Computer Science	FT	2634	1683	4317	1448	1178	2626	4082	2861	6943
Computer Science	PT	624	370	994	61	51	112	685	421	1106
Cooperative Economics & Management	FT	185	186	371	208	147	355	393	333	726
Cooperative Economics & Management	PT	26	44	70	0	0	0	26	44	70
Crop Production Technology	FT	0	0	0	37	20	57	37	20	57
Elect/Elect (Electronics & Telecoms)	FT	0	0	0	316	25	341	316	25	341
Elect/Elect (Electronics)	FT	391	14	405	271	7	278	662	21	683
Elect/Electronics Engineering	FT	2520	291	2811	1263	161	1424	3783	452	4235
Elect/Electronics Engineering	PT	346	49	395	66	15	81	412	64	476
Elect/electronics Engr	FT	96	57	153	30	14	44	126	71	197
Electrical/Electronics (Power Option)	FT	0	0	0	433	47	480	433	47	480
Environmental Health Technology.	FT	28	10	38	22	7	29	50	17	67
Estate Mgt	FT	1150	653	1803	795	462	1257	1945	1115	3060
Estate Mgt	PT	191	152	343	5	2	7	196	154	350
Fashion Design & Clothing Technology	FT	34	134	168	1	11	12	35	145	180
Fisheries Technology	FT	71	65	136	40	30	70	111	95	206
Fisheries Technology	PT	12	6	18	0	0	0	12	6	18
Food Technology	FT	267	610	877	124	301	425	391	911	1302
Food Technology	PT	67	147	214	0	0	0	67	147	214
Forestry Technology	FT	9	7	16	11	5	16	20	12	32
Foundry Technology	FT	40	11	51	10	0	10	50	11	61
Foundry Technology	PT	17	9	26	0	0	0	17	9	26
Geoinformatics	FT	18	4	22	0	0	0	18	4	22
Geoinformatics	PT	4	6	10	0	0	0	4	6	10
Geological Technology	FT	0	0	0	28	32	60	28	32	60
Graphic Arts	FT	25	19	44	14	4	18	39	23	62
Graphic Arts	PT	14	8	22	0	0	0	14	8	22
Home & Rural Economics	FT	0	5	5	0	0	0	0	5	5
Horticulture & Landscape Technology	FT	22	11	33	3	2	5	25	13	38
Hospitality Management	FT	261	581	842	123	359	482	384	940	1324
Hospitality Management	PT	12	51	63	0	0	0	12	51	63
Human Resources Mgt	FT	0	0	0	52	47	99	52	47	99
Industrial Maintenance Engineering Technology	FT	38	9	47	21	10	31	59	19	78
Industrial Maintenance Engineering Technology	PT	12	6	18	0	0	0	12	6	18
Industrial Safety & Envir Engineering Technology	FT	69	10	79	0	0	0	69	10	79
Insurance	FT	147	137	284	53	78	131	200	215	415
Insurance	PT	33	33	66	5	3	8	38	36	74
Journalism	PT	32	18	50	32	18	50	64	36	100
Leisure & Tourism Management	FT	171	171	342	63	85	148	234	256	490
Library & Information Science	FT	348	290	638	67	100	167	415	390	805
Library & Information Science	PT	89	169	258	20	16	36	109	185	294

Local Govt Studies	FT	388	176	564	22	15	37	410	191	601
Local Govt Studies	PT	7	5	12	0	0	0	7	5	12
Marketing	FT	304	384	688	868	876	1744	1172	1260	2432
Marketing	PT	58	121	179	41	27	68	99	148	247
Mass Communication	FT	1154	1573	2727	676	998	1674	1830	2571	4401
Mass Communication	PT	74	119	193	23	23	46	97	142	239
Mathematic/Statistics	FT	306	188	494	261	166	427	567	354	921
Mathematic/Statistics	PT	24	20	44	0	0	0	24	20	44
Mechanical Engineering (Plant Engineering )	FT	0	0	0	52	1	53	52	1	53
Mechanical Engineering (Production Engineering)	FT	0	0	0	103	7	110	103	7	110
Mechanical Engineering Technology	FT	1273	88	1361	577	31	608	1850	119	1969
Mechanical Engineering Technology	PT	155	29	184	29	31	60	184	60	244
Mechanical Engr (plant Engr)	FT	74	26	100	20	8	28	94	34	128
Mechatronics	FT	25	3	28	0	0	0	25	3	28
Mechanical Engineering (Auto)	FT	174	10	184	275	11	286	449	21	470
Metallurgy	FT	174	46	220	80	5	85	254	51	305
Mineral Resources Engineering Technology	FT	229	38	267	110	23	133	339	61	400
Music Tech.	FT	71	16	87	0	0	0	71	16	87
Music Technology.	PT	24	14	38	6	3	9	30	17	47
Nutrition and Dietetics	FT	118	273	391	14	54	68	132	327	459
Office Technology & Management	FT	12	130	142	0	0	0	12	130	142
Office Technology& Management	FT	1140	1175	2315	537	1121	1658	1677	2296	3973
Office Technology& Management	PT	98	243	341	35	84	119	133	327	460
Pest Mgt Technology	FT	4	3	7	9	7	16	13	10	23
Pharmaceutical Technology	FT	166	67	233	4	25	29	170	92	262
Physics/electronics	FT	0	0	0	14	4	18	14	4	18
Polymer Technology	FT	53	38	91	23	12	35	76	50	126
Printing Technology	FT	98	29	127	46	20	66	144	49	193
Printing Technology	PT	13	8	21	0	0	0	13	8	21
Printing Technology(book Publishing)	FT	0	0	0	12	13	25	12	13	25
Production & Operation Mgt	FT	0	0	0	62	56	118	62	56	118
Public Admin	FT	2064	1397	3461	952	531	1483	3016	1928	4944
Public Admin	PT	576	382	958	220	212	432	796	594	1390
Purchasing and Supply	FT	80	0	80	225	199	424	305	199	504
Purchasing and Supply	PT	17	29	46	18	22	40	35	51	86
Quantity Survey	FT	784	278	1062	342	149	491	1126	427	1553
Quantity Survey	PT	119	31	150	0	0	0	119	31	150
Science Lab Tech (physics/electronics)	FT	94	80	174	1	1	2	95	81	176
Science Lab Technology (Physics/Electronics)	FT	0	0	0	77	103	180	77	103	180
Science Lab Tech (biology/microbiology)	FT	0	0	0	49	20	69	49	20	69
Science Lab Tech (chemistry)	FT	0	0	0	9	3	12	9	3	12
Science Lab Technology	FT	2029	2604	4633	655	615	1270	2684	3219	5903
Science Lab Technology	PT	276	269	545	0	0	0	276	269	545
Science Lab Technology (Biochem/Microbiology)	FT	0	0	0	24	80	104	24	80	104
Science Lab Technology (Biochemistry)	FT	0	0	0	78	110	188	78	110	188
Science Lab Technology (Biology)	FT	0	0	0	7	7	14	7	7	14
Science Lab Technology (Biology)	PT	42	106	148	0	0	0	42	106	148
Science Lab Technology (Biology/Microbiology)	FT	0	0	0	97	53	150	97	53	150
Science Lab Technology (Chemistry)	FT	0	0	0	145	129	274	145	129	274
Science Lab Technology (Chemistry/Biochemistry)	FT	0	0	0	48	48	96	48	48	96
Science Lab Technology (Microbiology)	FT	0	0	0	234	265	499	234	265	499
Science Lab Technology(Physics/Electronics)	PT	21	53	74	0	0	0	21	53	74
Science Lab. Technology(environmental Biology)	FT	0	0	0	41	74	115	41	74	115
Social Development	FT	258	167	425	175	37	212	433	204	637
Soil Science & Technology	FT	0	0	0	15	15	30	15	15	30
Statistics	FT	943	498	1441	507	263	770	1450	761	2211
Statistics	PT	122	67	189	59	29	88	181	96	277
Surveying & Geoinformatics	FT	506	225	731	209	87	296	715	312	1027
Surveying & Geoinformatics	PT	76	12	88	0	0	0	76	12	88
Textile Technologynolgy	FT	27	18	45	10	5	15	37	23	60
Urban and Reg Planning	FT	0	0	0	9	14	23	9	14	23
Urban and Reglional Planning	FT	822	331	1153	399	153	552	1221	484	1705
Urban and Reglional Planning	PT	42	20	62	4	0	4	46	20	66
Welding & Fabrication Engineering . Technology.	FT	102	60	162	17	27	44	119	87	206
<b>Total</b>		<b>41668</b>	<b>27081</b>	<b>68749</b>	<b>23560</b>	<b>15979</b>	<b>39539</b>	<b>65228</b>	<b>43060</b>	<b>108288</b>

Source :NBTE

## 5.2.1 Polytechnic Staff

TABLE 5.2.10 POLYTECHNIC INSTITUTES' ACADEMIC STAFF BY QUALIFICATION AND GENDER: 2013/2014

Institution	Location	HND		Bachelors		PGD		Masters		PhD		Total		
		M	F	M	F	M	F	M	F	M	F	M	F	M+F
Abdu Gusau Polytechnic Talata Mafara	Zamfara	6	0	4	0	0	0	9	0	0	0	19	0	19
Abia State Polytechnic Aba	Abia	69	27	76	34	0	0	105	34	9	3	259	98	357
Abraham Adesanya Polytechnic, Ijebu Igbo	Ogun	7	0	10	7	0	0	23	9	0	0	40	16	56
Abubakar Tafari Ali Polytechnic Bauchi	Bauchi	17	0	58	7	0	0	31	2	0	0	106	9	115
Adamawa State Polytechnic Yola	Adamawa	28	3	84	11	0	0	66	22	0	0	178	36	214
Akanu Ibiam Federal Polytechnic Unwana, Afikpo	Ebonyi	127	37	94	33	0	0	145	23	0	0	366	93	459
Akwa Ibom State College of Arts and Science, Nung Ukim	Akwa Ibom	NS	NS	NS	NS	NS	NS	NS	NS	NS	NS	NS	NS	NS
Akwa Ibom State Polytechnic Ikot Osurua	Akwa Ibom	NS	NS	NS	NS	NS	NS	NS	NS	NS	NS	NS	NS	NS
Allover Central Polytechnic Otta	Ogun	6	1	16	3	0	0	9	3	0	0	31	7	38
Auchi Polytechnic Auchi	Edo	NS	NS	NS	NS	NS	NS	NS	NS	NS	NS	NS	NS	NS
Bayelsa State College of Arts and Science, Elebele	Bayelsa	2	0	6	0	0	0	4	0	0	0	12	0	12
Benue State Polytechnic Ugbokolo	Benue	26	1	39	5	0	0	79	3	0	0	144	9	153
Covenant Polytechnic, Aba	Abia	NS	NS	NS	NS	NS	NS	NS	NS	NS	NS	NS	NS	NS
Crown Polytechnic, Ado-Ekiti	Ekiti	16	0	27	8	0	0	11	0	0	0	54	8	62
D.S. Adegbenro ICT Polytechnic, Itori-Ewekoro,	Ogun	14	3	17	3	0	0	25	3	0	0	56	9	65
Delta State Polytechnic Ogboshokwu	Delta	26	6	83	54	0	0	67	10	0	0	176	70	246
Delta State Polytechnic Otefe	Delta	14	3	28	4	0	0	77	11	0	0	119	18	137
Delta State Polytechnic Ozoro	Delta	NS	NS	NS	NS	NS	NS	NS	NS	NS	NS	NS	NS	NS
Dorben Polytechnic, Abuja	FCT	NS	NS	NS	NS	NS	NS	NS	NS	NS	NS	NS	NS	NS
Edo State Institute of Technology and Management, Usen	Edo	NS	NS	NS	NS	NS	NS	NS	NS	NS	NS	NS	NS	NS
Federal Polytechnic Ado Ekiti	Ekiti	358	81	542	169	0	0	651	120	9	3	1560	373	1933
Federal Polytechnic Bauchi	Bauchi	LS	LS	LS	LS	LS	LS	LS	LS	LS	LS	LS	LS	LS
Federal Polytechnic Bida	Niger	NS	NS	NS	NS	NS	NS	NS	NS	NS	NS	NS	NS	NS
Federal Polytechnic Damaturu	Yobe	22	2	67	14	0	0	41	23	0	0	130	39	169
Federal Polytechnic Ede	Osun	LS	LS	LS	LS	LS	LS	LS	LS	LS	LS	LS	LS	LS
Federal Polytechnic Idah	Kogi	34	11	58	17	0	0	144	22	0	0	236	50	286
Federal Polytechnic Iiaro	Ogun	43	7	36	7	0	0	142	21	0	1	221	36	257
Federal Polytechnic K/Namoda	Zamfara	56	20	122	15	0	0	109	10	0	0	287	45	332
Federal Polytechnic Mubi	Adamawa	LS	LS	LS	LS	LS	LS	LS	LS	LS	LS	LS	LS	LS
Federal Polytechnic Nassarawa	Nasarawa	43	16	109	24	0	0	159	18	2	0	313	58	371
Federal Polytechnic Nekede	Imo	82	39	58	24	0	0	191	65	0	0	331	128	459
Federal Polytechnic Offa	Kwara	86	26	103	32	0	0	138	27	0	0	327	85	412
Federal Polytechnic Oko	Anambra	61	38	98	46	0	0	120	114	0	0	279	198	477
Federal Polytechnic, Bali	Taraba	27	4	36	9	0	0	19	2	1	0	83	15	98
Federal Polytechnic, Ekowe	Bayelsa	NS	NS	NS	NS	NS	NS	NS	NS	NS	NS	NS	NS	NS
Fidei Polytechnic, Gboko	Benue	36	2	45	7	0	0	48	3	0	0	129	12	141
Gateway ICT Polytechnic, Sapade	Ogun	34	6	55	23	0	0	40	10	0	0	129	39	168
Grace Polytechnic Surulere-lagos	Lagos	14	9	54	24	0	0	153	65	0	0	221	98	319
Hassan Usman Katsina Polytechnic Katsina	Katsina	59	3	66	13	0	0	44	11	3	2	172	29	201
Heritage Polytechnic, Ikot Udota, Eket	Akwa Ibom	33	12	22	20	0	0	82	40	31	6	168	78	246
Hussaini Adamu Polytechnic Kazaure	Jigawa	17	7	53	27	0	0	65	3	0	0	135	37	172
Igbajo Polytechnic, Igbajo	Osun	16	2	19	0	0	0	35	2	0	0	70	4	74
Imo State Polytechnic, Umuagwo, Ohaji	Imo	NS	NS	NS	NS	NS	NS	NS	NS	NS	NS	NS	NS	NS
Institute of Management Technology Enugu	Enugu	NS	NS	NS	NS	NS	NS	NS	NS	NS	NS	NS	NS	NS
Interlink Polytechnic, Ijebu-Jesa	Osun	15	9	9	2	0	0	20	7	4	2	48	20	68
Jigawa State Polytechnic, Dutse	Jigawa	NS	NS	NS	NS	NS	NS	NS	NS	NS	NS	NS	NS	NS
Kaduna Polytechnic Kaduna	Kaduna	LS	LS	LS	LS	LS	LS	LS	LS	LS	LS	LS	LS	LS



Kano State Polytechnic Kano	Kano	112	22	92	6	0	0	96	22	0	0	300	50	350
Kings Polytechnic Ubiaja	Edo	NS	NS	NS	NS	NS	NS	NS	NS	NS	NS	NS	NS	NS
Kogi State Polytechnic Lokoja	Kogi	89	28	122	27	0	0	95	21	0	0	306	76	382
Kwara State Polytechnic Ilorin	Kwara	NS	NS	NS	NS	NS	NS	NS	NS	NS	NS	NS	NS	NS
Lagos City Polytechnic Ikeja	Lagos	3	1	28	6	0	0	57	10	0	0	88	17	105
Lagos State Polytechnic Ikorodu	Lagos	NS	NS	NS	NS	NS	NS	NS	NS	NS	NS	NS	NS	NS
Light House Polytechnic, Benin	Edo	NS	NS	NS	NS	NS	NS	NS	NS	NS	NS	NS	NS	NS
Mai Idris Alooma Polytechnic, Geidam	Yobe	51	16	59	10	0	0	50	4	0	0	160	30	190
Moshood Abiola Polytechnic Abeokuta	Ogun	32	13	19	8	0	0	132	25	0	0	183	46	229
Nasarawa State Polytechnic Lafia	Nasarawa	50	10	50	5	0	0	45	6	0	0	145	21	166
Niger State Polytechnic, Zungeru	Niger	NS	NS	NS	NS	NS	NS	NS	NS	NS	NS	NS	NS	NS
Nogak Polytechnic, Ikom	C/River	NS	NS	NS	NS	NS	NS	NS	NS	NS	NS	NS	NS	NS
Nuhu Bamali Polytechnic Zaria	Kaduna	NS	NS	NS	NS	NS	NS	NS	NS	NS	NS	NS	NS	NS
Ogun State Institute of Technology, Igbesa	Ogun	27	4	24	11	0	0	58	12	0	0	109	27	136
Osun State College of Tech. Esa-Oke	Osun	39	7	108	23	0	0	133	21	1	3	281	54	335
Osun State Polytechnic Iree	Osun	34	21	32	11	0	0	108	28	0	0	174	60	234
Our Saviour Institute of Technology Emene-Enugu	Enugu	NS	NS	NS	NS	NS	NS	NS	NS	NS	NS	NS	NS	NS
Petroleum Training Institute, Effuru	Delta	NS	NS	NS	NS	NS	NS	NS	NS	NS	NS	NS	NS	NS
Plateau State Polytechnic B/Ladi	Plateau	<b>90</b>	<b>27</b>	<b>135</b>	<b>35</b>	<b>0</b>	<b>0</b>	<b>95</b>	<b>27</b>	<b>0</b>	<b>0</b>	<b>318</b>	<b>89</b>	<b>407</b>
Ramat Polytechnic Maiduguri	Borno	NS	NS	NS	NS	NS	NS	NS	NS	NS	NS	NS	NS	NS
Rivers State College of Arts and Science	Rivers	NS	NS	NS	NS	NS	NS	NS	NS	NS	NS	NS	NS	NS
Rivers State Polytechnic Bori	Rivers	NS	NS	NS	NS	NS	NS	NS	NS	NS	NS	NS	NS	NS
Ronik Polytechnic Lagos	Lagos	0	0	0	1	0	0	16	8	0	0	16	9	25
Rufus Giwa Polytechnic Owo	Ondo	57	14	99	30	0	0	218	52	2	0	376	96	472
Shaka Polytechnic, Benin City	Edo	NS	NS	NS	NS	NS	NS	NS	NS	NS	NS	NS	NS	NS
Sokoto State Polytechnic Sokoto	Sokoto	30	0	85	18	0	0	89	18	3	0	207	36	243
Taraba State Polytechnic Jalingo	Taraba	NS	NS	NS	NS	NS	NS	NS	NS	NS	NS	NS	NS	NS
Templegate Polytechnic, Aba	Abia	16	0	25	16	0	0	37	9	0	0	78	25	103
The Ibadan Polytechnic Ibadan	Oyo	NS	NS	NS	NS	NS	NS	NS	NS	NS	NS	NS	NS	NS
The Polytechnic Imesi - Ile	Osun	NS	NS	NS	NS	NS	NS	NS	NS	NS	NS	NS	NS	NS
The Polytechnic, Ile-Ife	Osun	3	0	14	0	0	0	29	4	0	0	46	4	50
Tower Polytechnic, Ibadan	Oyo	1	1	9	1	0	0	9	4	1	0	20	6	26
Waziri Umaru Polytechnic, B/Kebbi	Kebbi	LS	LS	LS	LS	LS	LS	LS	LS	LS	LS	LS	LS	LS
Wolex Polytechnic Iwo	Osun	10	6	42	1	0	0	30	6	0	0	82	13	95
Yaba College of Technology Yaba	Lagos	76	24	145	46	0	0	330	113	0	0	<b>551</b>	<b>183</b>	<b>734</b>
Zamfara State College of Arts and Science, Gusau	Zamfara	NS	NS	NS	NS	NS	NS	NS	NS	NS	NS	NS	NS	NS
The Ibadan Polytechnic Ibadan	Oyo	<b>92</b>	<b>21</b>	<b>44</b>	<b>13</b>	<b>0</b>	<b>0</b>	<b>215</b>	<b>53</b>	<b>15</b>	<b>2</b>	<b>366</b>	<b>89</b>	<b>455</b>
<b>Total</b>		<b>2114</b>	<b>569</b>	<b>3182</b>	<b>897</b>	<b>0</b>	<b>0</b>	<b>4479</b>	<b>1073</b>	<b>66</b>	<b>20</b>	<b>9839</b>	<b>2559</b>	<b>12398</b>

Source :NBTE

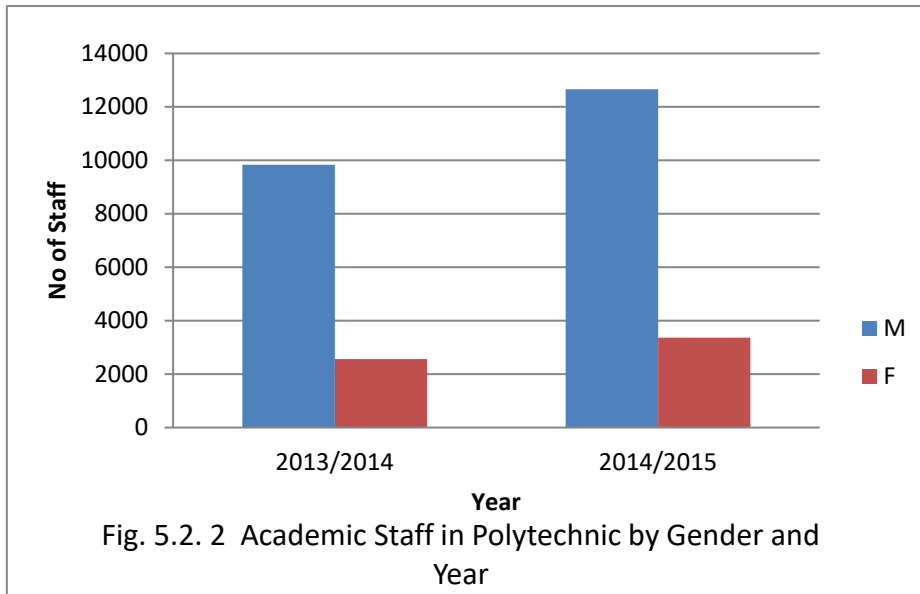
**Table 5.2.11 SUMMARY OF POLYTECHNIC TEACHING STAFF BY GENDER AND QUALIFICATION: 2014/2015**

Institution	Location	HND		Bachelors		PGD		Masters		PhD		Total		
		M	F	M	F	M	F	M	F	M	F	M	F	MF
Abdu Gusau Polytechnic Talata Mafara	Zamfara	11	6	15	6	0	0	43	7	0	0	69	19	88
Abia State Polytechnic Aba	Abia	82	22	91	51	0	0	123	49	0	0	296	122	418
Abraham Adesanya Polytechnic, Ijebu Igbo	Ogun	7	0	19	8	0	0	22	7	0	0	48	15	63
Abubakar Tatari Ali Polytechnic Bauchi	Bauchi	16	1	55	8	1	0	29	2	0	0	101	11	112
Adamawa State Polytechnic Yola	Adamawa	40	2	107	20	0	0	39	11	0	0	186	33	219
Akanu Ibiam Federal Polytechnic Unwana, Afikpo	Ebonyi	122	21	133	36	0	0	147	28	8	1	410	86	496
Akwa Ibom State College of Arts and Science, Nung Ukim	Akwa Ibom	0	1	10	0	0	0	15	0	3	2	28	3	31
Akwa Ibom State Polytechnic Ikot Osurua	Akwa Ibom	0	0	0	0	0	0	0	3	0	0	0	3	3
Allover Central Polytechnic Otta	Ogun	6	0	12	4	0	0	8	0	0	0	26	4	30
Auchi Polytechnic Auchi	Edo	NS	NS	NS	NS	NS	NS	NS	NS	NS	NS	NS	NS	NS
Bayelsa State College of Arts and Science, Elebele	Bayelsa	3	0	7	0	0	0	8	5	0	0	18	5	23
Benue State Polytechnic Ugbokolo	Benue	NS	NS	NS	NS	NS	NS	NS	NS	NS	NS	NS	NS	NS
College of Technology, Iresi	Osun	NS	NS	NS	NS	NS	NS	NS	NS	NS	NS	NS	NS	NS
Covenant Polytechnic, Aba	Abia	12	1	5	0	0	0	22	4	0	0	39	5	44
Crown Polytechnic, Ado-Ekiti	Ekiti	15	0	22	8	0	0	10	0	0	0	47	8	55
D.S. Adegbenro ICT Polytechnic, Itori-Ewekoro,	Ogun	15	1	17	4	0	0	30	3	0	0	62	8	70
Delta State Polytechnic Ogwashukwu	Delta	37	10	92	33	0	0	100	21	0	0	229	64	293
Delta State Polytechnic Otefe	Delta	40	10	25	17	0	0	109	22	0	0	174	49	223
Delta State Polytechnic Ozoro	Delta	NS	NS	NS	NS	NS	NS	NS	NS	NS	NS	NS	NS	NS
Dorben Polytechnic, Abuja	FCT	47	19	23	3	0	0	108	17	0	0	178	39	217
Edo State Institute of Technology and Management, Usen	Edo	NS	NS	NS	NS	NS	NS	NS	NS	NS	NS	NS	NS	NS
Federal Polytechnic Ado Ekiti	Ekiti	NS	NS	NS	NS	NS	NS	NS	NS	NS	NS	NS	NS	NS
Federal Polytechnic Bauchi	Bauchi	87	22	93	25	0	0	124	30	1	0	305	77	382
Federal Polytechnic Bida	Niger	170	64	239	42	0	0	171	24	7	2	587	132	719
Federal Polytechnic Damaturu	Yobe	LS	LS	LS	LS	LS	LS	LS	LS	LS	LS	LS	LS	LS
Federal Polytechnic Ede	Osun	46	27	43	18	0	0	157	32	2	0	248	77	325
Federal Polytechnic Idah	Kogi	31	12	68	12	0	0	138	19	0	0	237	43	280
Federal Polytechnic Ilaro	Ogun	38	7	41	13	0	0	138	29	0	0	217	49	266
Federal Polytechnic K/Namoda	Zamfara	LS	LS	LS	LS	LS	LS	LS	LS	LS	LS	LS	LS	LS
Federal Polytechnic Mubi	Adamawa	163	35	219	29	0	0	106	56	0	0	488	120	608
Federal Polytechnic Nassarawa	Nasarawa	102	30	143	32	0	0	169	26	0	0	414	88	502
Federal Polytechnic Nekede	Imo	95	45	61	13	0	0	195	69	21	11	372	138	510
Federal Polytechnic Offa	Kwara	86	20	116	34	0	0	138	31	0	0	340	85	425
Federal Polytechnic Oko	Anambra	65	42	99	42	0	0	123	115	0	0	287	199	486
Federal Polytechnic, Bali	Taraba	25	7	33	7	0	0	24	2	1	0	83	16	99
Federal Polytechnic, Ekowe	Bayelsa	NS	NS	NS	NS	NS	NS	NS	NS	NS	NS	NS	NS	NS
Fidei Polytechnic, Gboko	Benue	41	5	38	4	0	0	72	7	0	0	151	16	167
Gateway ICT Polytechnic, Sapade	Ogun	9	4	43	15	0	0	31	9	0	0	83	28	111
Grace Polytechnic Surulere-Iagos	Lagos	19	12	63	22	0	0	150	62	0	0	232	96	328
Hassan Usman Katsina Polytechnic Katsina	Katsina	64	3	105	14	0	0	63	26	0	0	232	43	275
Heritage Polytechnic, Ikot Udota, Eket	Akwa Ibom	21	8	13	7	0	0	29	16	23	7	86	38	124
Hussainin Adamu Polytechnic, Kazaure	Jigawa	NS	NS	NS	NS	NS	NS	NS	NS	NS	NS	NS	NS	NS
Ibarapa Polytechnic, Eruwa	Oyo	49	9	55	12	0	0	45	6	0	0	149	27	176
Igbajo Polytechnic, Igbajo	Osun	12	2	17	0	0	0	40	2	0	0	69	4	73
Imo State Polytechnic, Umuagwo, Ohaji	Imo	NS	NS	NS	NS	NS	NS	NS	NS	NS	NS	NS	NS	NS
Institute of Management Technology Enugu	Enugu	56	34	106	58	0	0	168	62	0	0	330	154	484
Interlink Polytechnic, Ijebu-Jesa	Osun	15	12	10	4	0	0	32	8	0	0	57	24	81
Jigawa State Polytechnic, Dutse	Jigawa	17	1	27	2	0	0	36	4	0	0	80	7	87
Kaduna Polytechnic Kaduna	Kaduna	140	79	229	115	0	0	431	155	0	0	800	349	1149
Kano State Polytechnic Kano	Kano	88	17	101	24	0	0	73	22	0	0	262	63	325
Kings Polytechnic, Ubiaja		NS	NS	NS	NS	NS	NS	NS	NS	NS	NS	NS	NS	NS
Kogi State Polytechnic Lokoja	Kogi	106	19	119	15	0	0	96	19	0	0	321	53	374
Kwara State Polytechnic Ilorin	Kwara	46	19	93	9	0	0	94	13	0	0	233	41	274
Lagos City Polytechnic Ikeja	Lagos	NS	NS	NS	NS	NS	NS	NS	NS	NS	NS	NS	NS	NS

Lagos State Polytechnic Ikorodu	Lagos	37	13	17	0	0	0	229	36	0	0	283	49	332
Lighthouse Polytechnic, Benin	Edo	NS	NS	NS	NS	NS	NS	NS	NS	NS	NS	NS	NS	NS
Mai Idris Alooma Polytechnic, Geidam	Yobe	60	19	62	15	0	0	59	3	0	0	181	37	218
Moshood Abiola Polytechnic Abeokuta	Ogun	25	14	26	14	0	0	129	32	0	0	180	60	240
Nacabs Polytechnic, Akwanga	Nasarawa	15	0	16	6	0	0	10	0	0	0	41	6	47
Nasarawa State Polytechnic Lafia	Nasarawa	52	10	42	7	0	0	49	6	0	0	143	23	166
Niger State Polytechnic Zungeru	Niger	39	8	59	3	0	0	69	4	0	0	167	15	182
Nogak Polytechnic, Ikom	Cross River	9	0	10	0	0	0	13	0	1	0	33	0	33
Nuhu Bamali Polytechnic Zaria	Kaduna	NS	NS	NS	NS	NS	NS	NS	NS	NS	NS	NS	NS	NS
Ogun State Institute of Technology, Igbesa	Ogun	27	3	23	14	0	0	76	9	0	0	126	26	152
Oke-Ogun Polytechnic, Shaki	Oyo	NS	NS	NS	NS	NS	NS	NS	NS	NS	NS	NS	NS	NS
Oke-ogun Polytechnic, Shaki		27	3	20	2	0	0	53	7	2	0	102	12	114
Osun State College of Tech. Esa-Oke	Osun	48	7	119	28	0	0	146	21	0	0	313	56	369
Osun State Polytechnic Iree	Osun	30	19	31	11	0	0	113	30	0	0	174	60	234
Our Saviour Institute of Technology Emene-Enugu	Enugu	NS	NS	NS	NS	NS	NS	NS	NS	NS	NS	NS	NS	NS
Our Saviour Institute of Technology Emene-enugu		1	0	3	2	0	0	50	23	5	1	59	26	85
Petroleum Training Institute, Effuru	Delta	NS	NS	NS	NS	NS	NS	NS	NS	NS	NS	NS	NS	NS
Plateau State Polytechnic B/Ladi	Plateau	86	26	123	47	0	0	113	23	0	0	322	96	418
Ramat Polytechnic Maiduguri	Borno	60	11	125	24	0	0	132	31	0	0	317	66	383
Rivers State College of Arts and Science, Portharcourt	Rivers	NS	NS	NS	NS	NS	NS	NS	NS	NS	NS	NS	NS	NS
Rivers State Polytechnic Bori	Rivers	NS	NS	NS	NS	NS	NS	NS	NS	NS	NS	NS	NS	NS
Ronik Polytechnic Lagos	Lagos	0	0	0	2	0	0	29	4	0	0	29	6	35
Rufus Giwa Polytechnic Owo	Ondo	56	16	85	28	0	0	180	48	0	0	321	92	413
Shaka Polytechnic, Benin City	Edo	7	3	3	4	0	0	28	14	0	0	38	21	59
Sokoto State Polytechnic Sokoto	Sokoto	NS	NS	NS	NS	NS	NS	NS	NS	NS	NS	NS	NS	NS
Taraba State Polytechnic Jalingo	Taraba	NS	NS	NS	NS	NS	NS	NS	NS	NS	NS	NS	NS	NS
Templegate Polytechnic, Aba	Abia	NS	NS	NS	NS	NS	NS	NS	NS	NS	NS	NS	NS	NS
The Ibadan Polytechnic Ibadan	Oyo	NS	NS	NS	NS	NS	NS	NS	NS	NS	NS	NS	NS	NS
The Ibadan Polytechnic Ibadan		92	21	44	13	0	0	215	53	15	2	366	89	455
The Polytechnic, Ile-Ife	Osun	3	0	13	0	0	0	31	5	1	0	48	5	53
The Polytechnic, Imesi-ile	Osun	3	1	10	5	0	0	5	0	0	0	18	6	24
Tower Polytechnic, Ibadan	Oyo	3	0	6	3	0	0	9	4	1	0	19	7	26
Uyo City Polytechnic, Uyo	Akwa Ibom	1	0	14	0	0	0	23	2	8	1	46	3	49
Waziri Umaru Polytechnic B/Kebbi	Kebbi	69	2	57	4	0	0	126	9	0	0	252	15	267
Wolex Polytechnic Iwo	Osun	NS	NS	NS	NS	NS	NS	NS	NS	NS	NS	NS	NS	NS
Yaba College of Technology Yaba	Lagos	61	8	93	27	0	0	262	96	4	0	420	131	551
Zamfara State College of Arts and Science, Gusau	Zamfara	5	0	74	11	0	0	12	1	0	0	91	12	103
<b>Total</b>		<b>2860</b>	<b>813</b>	<b>3882</b>	<b>1036</b>	<b>1</b>	<b>0</b>	<b>5817</b>	<b>1484</b>	<b>103</b>	<b>27</b>	<b>12663</b>	<b>3360</b>	<b>16023</b>

Source :NBTE

## Polytechnic Staff by Gender and Year



**Table 5.2.12 Polytechnic Staff by Gender**

Session	No of Polytechnics	STAFF			% F
		M	F	M+F	
2013/2014	83	9839	2559	12398	20.64
2014/2015	88	12663	3360	16023	20.97

## 5.3 Monotechnics

Table 5.3.1 COLLEGES OF AGRICULTURE AND RELATED DISCIPLINE ENROLMENT SUMMARY BY INSTITUTIONS: 2013/2014

Institution	Location	Pre-ND		ND 1		ND 2		HND 1		HND 2		Total		
		M	F	M	F	M	F	M	F	M	F	M	F	M+F
Audu Bako College of Agriculture, Danbatta,	Kano	159	7	282	12	162	1	93	2	81	2	777	24	801
Binyaminu Usman College of Agriculture, Hadejia	Jigawa	89	3	188	56	117	11	43	2	0	0	437	72	509
College of Agriculture & Animal Science, DAC-ABU, Mando, Kaduna	Kaduna	0	0	89	13	87	15	95	25	93	25	364	78	442
College of Agriculture, DAC-ABU, Kabba	Kogi	10	8	35	23	32	20	21	5	21	5	119	61	180
College of Agriculture, Jalingo	Taraba	676	326	1079	429	962	385	83	42	67	39	2867	1221	4088
College of Agriculture, Lafia	Nasarawa	0	0	541	181	493	149	421	205	393	131	1848	666	2514
College of Agriculture, Zuru	Kebbi	0	0	559	114	365	89	169	41	167	19	1260	263	1523
Edo State College of Agriculture, Iguoriakhi	Edo	15	9	74	21	65	15	8	5	14	6	176	56	232
Federal College of Freshwater Fisheries Technology, New Bussa	Niger	0	0	143	84	175	88	37	10	36	6	391	188	579
Federal College of Agricultural Produce, Kano	Kano	0	0	163	50	124	44	0	0	0	0	287	94	381
Federal College of Agriculture, Ishiagu	Ebonyi	0	0	66	61	82	50	85	61	51	43	284	215	499
Federal College of Animal Health & Production Technology, Ibadan,	Oyo	0	0	231	174	183	183	92	52	79	54	585	463	1048
Federal College of Animal Health & Production Technology, Vom	Plateau	0	0	64	37	35	21	34	16	42	30	175	104	279
Federal College of Fisheries & Marine Technology, Victoria Island,	Lagos	0	0	256	18	175	11	6	4	4	5	441	38	479
Federal College of Forestry, Jericho Hill	Oyo	0	0	125	91	108	79	76	47	51	31	360	248	608
Federal College of Forestry, Jos	Plateau	0	0	165	113	112	54	72	35	67	30	416	232	648
Federal College of Fresh Water Fisheries, Baga - Maiduguri	Borno	0	0	0	0	57	8	0	0	0	0	57	8	65
Federal College of Horticultural Technology, Dadin Kowa, Gombe State	Gombe	0	0	97	21	136	24	50	4	45	5	328	54	382
Federal College of Land Resources Technology, Owerri	Imo	0	0	102	64	90	60	50	36	27	14	269	174	443
Federal College of Land Resources, Kuru	Plateau	0	0	31	13	44	17	30	9	34	9	139	48	187
Mohamet Lawan College of Agriculture, Maiduguri	Borno	0	0	406	161	328	155	253	41	228	24	1215	381	1596
Oyo State College of Agriculture, Igbo-ora	Oyo	0	0	303	285	328	360	25	33	23	20	679	698	1377
Plateau State College of Agriculture, Garkawa	Plateau	231	146	219	131	215	174	0	0	0	0	665	451	1116
Samaru College of Agriculture, DAC ABU, Zaria	Kaduna	0	0	44	40	54	34	23	6	29	11	150	91	241
Yobe State College of Agriculture, Gujba	Yobe	0	0	232	17	211	14	71	12	189	14	703	57	760
Akperan Orshi College of Agriculture, Yandev	Benue	NS	NS	NS	NS	NS	NS	NS	NS	NS	NS	NS	NS	NS
Anambra State College of Agriculture, Mgbakwu	Anambra	NS	NS	NS	NS	NS	NS	NS	NS	NS	NS	NS	NS	NS
Bauchi State College of Agriculture, Bauchi	Bauchi	NE	NE	NE	NE	NE	NE	NE	NE	NE	NE	NE	NE	NE
College of Agriculture & Animal Health, Bakura	Zamfara	NS	NS	NS	NS	NS	NS	NS	NS	NS	NS	NS	NS	NS
Federal College of Agriculture Moore Plantation	Oyo	NS	NS	NS	NS	NS	NS	NS	NS	NS	NS	NS	NS	NS
Federal College of Forestry Mechanisation Afaka	Kaduna	NS	NS	NS	NS	NS	NS	NS	NS	NS	NS	NS	NS	NS
Federal College of Wildlife Management New Bussa	Niger	NS	NS	NS	NS	NS	NS	NS	NS	NS	NS	NS	NS	NS
Federal College of Fresh Water Fisheries Technology New Bussa	Niger	NS	NS	NS	NS	NS	NS	NS	NS	NS	NS	NS	NS	NS
Niger State College of Agriculture Mokwa	Niger	NS	NS	NS	NS	NS	NS	NS	NS	NS	NS	NS	NS	NS
Samaru College of Agriculture DAC-ABU, Zaria	Kaduna	NS	NS	NS	NS	NS	NS	NS	NS	NS	NS	NS	NS	NS
<b>Total</b>		<b>1180</b>	<b>499</b>	<b>5494</b>	<b>2209</b>	<b>4740</b>	<b>2061</b>	<b>1837</b>	<b>693</b>	<b>1741</b>	<b>523</b>	<b>14992</b>	<b>5985</b>	<b>20977</b>

**Table 5.3.2 COLLEGES OF AGRICULTURE AND RELATED DISCIPLINE ENROLMENT SUMMARY BY INSTITUTIONS: 2014/2015**

Institution	Location	Pre-ND		ND 1		ND 2		ND 3		HND 1		HND 2		HND 3		Total		
		M	F	M	F	M	F	M	F	M	F	M	F	M	F	M	F	M+F
Audu Bako College of Agriculture, Danbatta,	Kano	294	12	295	7	418	0	0	0	124	1	125	0	0	0	1256	20	1276
Binyaminu Usman College of Agriculture, Hadejia	Jigawa	107	1	275	54	175	51	0	0	89	5	42	2	0	0	688	113	801
College of Agriculture, DAC-ABU, Kabba	Kogi	10	8	23	28	19	23	0	0	21	11	21	11	0	0	94	81	175
College of Agriculture, Lafia	Nasarawa	0	0	329	103	321	98	0	0	377	144	357	149	0	0	1384	494	1878
College of Agriculture, Zuru	Kebbi	453	59	516	88	376	93	0	0	129	37	158	33	0	0	1632	310	1942
Edo State College of Agriculture, Iguoriakhi	Edo	30	18	42	18	76	45	0	0	36	22	46	14	0	0	230	117	347
Enugu State College of Agriculture, Iwollo	Enugu	0	0	18	8	0	0	0	0	13	17	0	0	0	0	31	25	56
Federal College of Agricultural Produce, Kano	Kano	0	0	191	42	161	39	0	0	26	1	0	0	0	0	378	82	460
Federal College of Agriculture, Akure	Ondo	0	0	99	46	77	45	0	0	59	34	68	25	0	0	303	150	453
Federal College of Agriculture, Ishiagu	Ebonyi	0	0	92	40	66	61	0	0	56	71	67	53	0	0	281	225	506
Federal College of Agriculture, Moor Plantation,	Oyo	0	0	292	156	288	147	0	0	125	92	127	69	0	0	832	464	1296
Federal College of Animal Health & Production Technology, Ibadan,	Oyo	0	0	357	231	300	241	49	26	114	54	95	59	16	6	931	617	1548
Federal College of Animal Health & Production Technology, Vom	Plateau	0	0	298	208	64	37	0	0	80	42	34	16	0	0	476	303	779
Federal College of Fisheries & Marine Technology, Victoria Island,	Lagos	0	0	393	26	219	16	0	0	8	5	8	2	0	0	628	49	677
Federal College of Forestry Mechanisation, Afaka	Kaduna	0	0	87	32	128	51	0	0	36	33	27	12	0	0	278	128	406
Federal College of Forestry, Jericho Hill	Oyo	0	0	161	103	150	106	0	0	124	50	51	31	0	0	486	290	776
Federal College of Forestry, Jos	Plateau	0	0	151	73	144	102	0	0	41	15	70	34	0	0	406	224	630
Federal College of Horticultural Technology, Dadin Kowa, Gombe State	Gombe	0	0	102	20	95	18	0	0	45	7	44	7	0	0	286	52	338
Federal College of Land Resources Technology, Owerri	Imo	0	0	313	247	296	230	0	0	78	65	84	66	0	0	771	608	1379
Federal College of Land Resources, Kuru	Plateau	0	0	40	18	55	25	0	0	42	18	47	12	0	0	184	73	257
Mohamet Lawan College of Agriculture, Maiduguri	Borno	0	0	250	79	198	95	0	0	201	36	175	35	0	0	824	245	1069
Oyo State College of Agriculture, Igbo-ora	Oyo	0	0	323	351	299	285	0	0	37	27	34	28	0	0	693	691	1384
Plateau State College of Agriculture, Garkawa	Plateau	0	0	156	128	183	178	0	0	0	0	0	0	0	0	339	306	645
Samaru College of Agriculture, DAC ABU, Zaria	Kaduna	0	0	58	6	55	10	0	0	11	8	16	3	0	0	140	27	167
Yobe State College of Agriculture, Gujba	Yobe	0	0	170	15	141	20	0	0	92	5	119	2	0	0	522	42	564
Akperan Orshi College of Agriculture, Yandev	Benue	NS	NS	NS	NS	NS	NS	NS	NS	NS	NS	NS	NS	NS	NS	NS	NS	NS
Anambra State College of Agriculture, Mgbakwu	Anambra	NS	NS	NS	NS	NS	NS	NS	NS	NS	NS	NS	NS	NS	NS	NS	NS	NS
College of Agriculture & Animal Health, Bakura	Zamfara	NS	NS	NS	NS	NS	NS	NS	NS	NS	NS	NS	NS	NS	NS	NS	NS	NS
College of Agriculture & Animal Science, DAC-ABU, Mando, Kaduna	Kaduna	NS	NS	NS	NS	NS	NS	NS	NS	NS	NS	NS	NS	NS	NS	NS	NS	NS
College of Agriculture, Jalingo	Taraba	NS	NS	NS	NS	NS	NS	NS	NS	NS	NS	NS	NS	NS	NS	NS	NS	NS
Federal College of Wildlife Management New Bussa	Niger	NS	NS	NS	NS	NS	NS	NS	NS	NS	NS	NS	NS	NS	NS	NS	NS	NS
Federal College of Fresh Water Fisheries, Baga - Maiduguri	Borno	NS	NS	NS	NS	NS	NS	NS	NS	NS	NS	NS	NS	NS	NS	NS	NS	NS
Federal College of Fresh Water Fisheries Technology New Bussa	Niger	NS	NS	NS	NS	NS	NS	NS	NS	NS	NS	NS	NS	NS	NS	NS	NS	NS
Niger State College of Agriculture Mokwa	Niger	NS	NS	NS	NS	NS	NS	NS	NS	NS	NS	NS	NS	NS	NS	NS	NS	NS
Samaru College of Agriculture DAC-ABU, Zaria	Kaduna	NS	NS	NS	NS	NS	NS	NS	NS	NS	NS	NS	NS	NS	NS	NS	NS	NS
<b>Total</b>		<b>894</b>	<b>98</b>	<b>5031</b>	<b>2127</b>	<b>4304</b>	<b>2016</b>	<b>49</b>	<b>26</b>	<b>1964</b>	<b>800</b>	<b>1815</b>	<b>663</b>	<b>16</b>	<b>6</b>	<b>14073</b>	<b>5736</b>	<b>19809</b>

Source :NBTE

**Table 5.3.3 COLLEGES OF AGRICULTURE AND RELATED DISCIPLINE ENROLMENT BY PROGRAMS: 2013/2014**

S/No	Program	Mode	Pre-ND		ND 1		ND 2		HND 1		HND 2		Total		
			M	F	M	F	M	F	M	F	M	F	M	F	M+F
1	Agric Engineering Technology	FT	61	4	401	103	325	100	4	0	4	0	795	207	1002
2	Agric Engr (farm Power Machine)	FT	0	0	85	25	72	25	50	6	57	1	264	57	321
3	Agric Ext & Mgt	FT	0	0	0	0	0	0	333	143	288	115	621	258	879
4	Agric Tech(general Agric)	FT	15	9	808	191	651	178	79	17	203	20	1756	415	2171
5	Agric Technology(post Harvest)	FT	0	0	0	0	0	0	18	1	18	1	36	2	38
6	Agric. Technology ( Agric Farm Mgt.)	FT	0	0	82	41	74	23	0	0	0	0	156	64	220
7	Agricultural Bio Environmental Engineering	FT	0	0	168	41	159	37	23	1	28	3	378	82	460
8	Agricultural Engineering Technology (soil	FT	0	0	0	0	0	0	9	0	16	0	25	0	25
9	Agriculture	FT	441	309	676	286	616	309	0	0	0	0	1733	904	2637
10	Animal Health & Production Tech.	FT	250	137	1359	509	1193	487	230	69	216	75	3248	1277	4525
11	Animal Health Tech	FT	0	0	64	37	35	21	109	38	95	32	303	128	431
12	Animal Health Technology	FT	0	0	80	10	88	1	90	10	77	8	335	29	364
13	Animal Production Tecnology	FT	0	0	0	0	0	0	379	143	297	70	676	213	889
14	Computer Science	FT	0	0	202	106	145	82	0	0	0	0	347	188	535
15	Crop Production Technology	FT	0	0	0	0	0	0	95	33	94	38	189	71	260
16	Environmental Health Tech.	FT	0	0	0	26	0	19	0	0	0	0	0	45	45
17	Fisheries Tech	FT	0	0	308	103	337	103	103	37	92	29	840	272	1112
18	Food Technology	FT	0	0	9	33	18	34	0	0	0	0	27	67	94
19	Forestry Technology	FT	34	18	442	95	375	96	77	24	52	12	980	245	1225
20	Home & Rural Economics	FT	121	4	228	313	185	309	0	85	0	65	534	776	1310
21	Horticulture & Landscape Tech	FT	0	0	94	38	71	19	91	15	77	15	333	87	420
22	Hospitality Management	FT	0	0	10	27	10	32	0	0	0	0	20	59	79
23	Marine Engr. Tech.	FT	0	0	141	4	88	6	0	0	0	0	229	10	239
24	Nautical Science	FT	0	0	102	4	75	2	0	0	0	0	177	6	183
25	Pest Mgt Tech	FT	0	0	0	0	0	0	78	31	80	24	158	55	213
26	Pre-nd Science	FT	258	18	0	0	0	0	0	0	0	0	258	18	276
27	Science Lab Tech	FT	0	0	123	172	88	132	0	0	0	0	211	304	515
28	Soil Science & Technology	FT	0	0	0	0	0	0	57	38	33	14	90	52	142
29	Statistics	FT	0	0	85	40	65	33	0	0	0	0	150	73	223
30	Surveying & Geoinformatics	FT	0	0	0	0	25	5	7	1	12	0	44	6	50
31	Wildlife Mgt Tech	FT	0	0	17	0	17	0	0	0	0	0	34	0	34
32	Wood & Paper Tech.	FT	0	0	10	5	28	8	5	1	2	1	45	15	60
<b>Total</b>			<b>1180</b>	<b>499</b>	<b>5494</b>	<b>2209</b>	<b>4740</b>	<b>2061</b>	<b>1837</b>	<b>693</b>	<b>1741</b>	<b>523</b>	<b>14992</b>	<b>5985</b>	<b>20977</b>

Source :NBTE

Table 5.3.4 COLLEGES OF AGRICULTURE AND RELATED DISCIPLINE ENROLMENT SUMMARY BY PROGRAMS: 2014/2015

Program	Mode	PR-ND		ND 1		ND 2		ND 3		HND 1		HND 2		HND 3		Total		
		M	F	M	F	M	F	M	F	M	F	M	F	M	F	M	F	M+F
Agric Engineering Technology	FT	0	0	897	201	789	171	0	0	147	23	165	9	0	0	1998	404	2402
Agric Engineering Technology	PT	0	0	22	8	28	9	0	0	4	2	2	1	0	0	56	20	76
Agric Engr (farm Power Machine)	FT	0	0	0	0	0	0	0	0	5	0	1	3	0	0	6	3	9
Agric Ext & Mgt	FT	0	0	46	7	0	0	0	0	398	189	373	149	0	0	817	345	1162
Agric Ext & Mgt	PT	0	0	0	0	0	0	0	0	7	1	8	2	2	1	17	4	21
Agric Tech(general Agric)	FT	15	9	550	278	540	335	0	0	0	0	0	0	0	0	1105	622	1727
Agric Tech(general Agric)	PT	0	0	16	6	9	6	0	0	0	0	0	0	0	0	25	12	37
Agric Technology(post Harvest)	FT	0	0	0	0	0	0	0	0	19	1	19	2	0	0	38	3	41
Agric. Technology ( Agric Farm Mgt.)	FT	0	0	79	22	80	10	0	0	0	0	0	0	0	0	159	32	191
Agricultural Bio Environmental Engineering	FT	0	0	204	54	223	50	0	0	34	5	33	0	0	0	494	109	603
Agricultural Engineering Technology (soil)	FT	0	0	0	0	0	0	0	0	1	0	1	1	0	0	2	1	3
Agriculture	FT	0	0	115	76	78	65	0	0	28	42	25	18	0	0	246	201	447
Agriculture	PT	0	0	38	19	46	22	0	0	6	3	14	4	0	0	104	48	152
Animal Health & Production Tech.	FT	0	0	824	321	681	333	0	0	102	10	150	13	0	0	1757	677	2434
Animal Health & Production Tech.	PT	0	0	101	31	93	30	49	26	0	0	0	0	0	0	243	87	330
Animal Health Tech	FT	0	0	0	0	0	0	0	0	34	23	22	17	0	0	56	40	96
Animal Health Technology	FT	0	0	314	35	365	52	0	0	154	40	123	25	0	0	956	152	1108
Animal Health Technology	PT	0	0	0	0	0	0	0	0	9	0	9	0	6	0	24	0	24
Animal Production Tecnology	FT	0	0	0	0	0	0	0	0	389	169	329	148	0	0	718	317	1035
Animal Production Tecnology	PT	0	0	0	0	0	0	0	0	12	1	4	4	8	5	24	10	34
Computer Science	FT	0	0	402	245	291	211	0	0	0	0	0	0	0	0	693	456	1149
Computer Science	PT	0	0	16	4	16	6	0	0	0	0	0	0	0	0	32	10	42
Crop Production Technology	FT	0	0	0	0	0	0	0	0	123	55	100	37	0	0	223	92	315
Fisheries Tech	FT	0	0	166	82	115	57	0	0	108	13	82	10	0	0	471	162	633
Fisheries Tech	PT	0	0	1	3	0	0	0	0	0	0	0	0	0	0	1	3	4
Food Technology	FT	0	0	12	5	4	11	0	0	0	0	0	0	0	0	16	16	32
Forestry Technology	FT	0	0	286	63	301	69	0	0	82	33	70	16	0	0	739	181	920
Forestry Technology	PT	0	0	34	1	0	0	0	0	33	0	0	0	0	0	67	1	68
Home & Rural Economics	FT	0	0	91	311	68	295	0	0	5	74	5	79	0	0	169	759	928
Horticulture & Landscape Tech	FT	0	0	127	39	122	26	0	0	74	24	86	27	0	0	409	116	525
Horticulture & Landscape Tech	PT	0	0	7	18	7	8	0	0	6	2	0	0	0	0	20	28	48
Marine Engr. Tech.	FT	0	0	148	4	89	1	0	0	0	0	0	0	0	0	237	5	242
Marine Engr. Tech.	PT	0	0	21	0	12	0	0	0	0	0	0	0	0	0	33	0	33
Maritime Trans & Bus.std	FT	0	0	65	15	38	10	0	0	0	0	0	0	0	0	103	25	128
Maritime Trans & Bus.std	PT	0	0	20	2	8	1	0	0	0	0	0	0	0	0	28	3	31
Nautical Science	FT	0	0	113		58		0	0	0	0	0	0	0	0	171	0	171
Nautical Science	PT	0	0	15	0	9	1	0	0	0	0	0	0	0	0	24	1	25
Pest Mgt Tech	FT	0	0	0	0	0	0	0	0	78	16	81	31	0	0	159	47	206
Pre-nd Science	FT	879	89	0	0	0	0	0	0	0	0	0	0	0	0	879	89	968
Science Lab Tech	FT	0	0	162	214	72	151	0	0	0	0	0	0	0	0	234	365	599
Science Lab Tech	PT	0	0	8	19	7	18	0	0	0	0	0	0	0	0	15	37	52
Soil Science & Technology	FT	0	0	0	0	0	0	0	0	89	70	94	66	0	0	183	136	319
Statistics	FT	0	0	92	39	82	46	0	0	0	0	0	0	0	0	174	85	259
Statistics	PT	0	0	0	0	1	4	0	0	0	0	0	0	0	0	1	4	5
Surveying & Geoinformatics	FT	0	0	0	0	30	10	0	0	12	3	17	0	0	0	59	13	72
Wildlife Mgt Tech	FT	0	0	28		16		0	0	0	0	0	0	0	0	44	0	44
Wood & Paper Tech.	FT	0	0	10	5	26	8	0	0	5	1	2	1	0	0	43	15	58
Wood & Paper Tech.	PT	0	0	1	0	0	0	0	0	0	0	0	0	0	0	1	0	1
<b>Total</b>		<b>894</b>	<b>98</b>	<b>5031</b>	<b>2127</b>	<b>4304</b>	<b>2016</b>	<b>49</b>	<b>26</b>	<b>1964</b>	<b>800</b>	<b>1815</b>	<b>663</b>	<b>16</b>	<b>6</b>	<b>14073</b>	<b>5736</b>	<b>19809</b>



**Table 5.3.5 ENROLMENT IN COLLEGES OF AGRICULTURE AND RELATED DISCIPLINE OUT-TURN SUMMARY BY INSTITUTIONS: 2013/2014**

S/No	Institution	Location	ND			HND			Total		
			M	F	M+F	M	F	M+F	M	F	M+F
1	Audu Bako College of Agriculture, Danbatta,	Kano	107	1	108	87	2	89	194	3	197
2	College of Agriculture & Animal Science, DAC-ABU, Mando, Kaduna	Kaduna	113	14	127	122	32	154	235	46	281
3	College of Agriculture, DAC-ABU, Kabba	Kogi	29	25	54	21	10	31	50	35	85
4	College of Agriculture, Jalingo	Taraba	812	322	1134	47	21	68	859	343	1202
5	College of Agriculture, Lafia	Nasarawa	324	96	420	268	92	360	592	188	780
6	College of Agriculture, Zuru	Kebbi	889	168	1057	330	74	404	1219	242	1461
7	Edo State College of Agriculture, Iguoriakhi	Edo	40	17	57	5	4	9	45	21	66
8	Federal College of Freshwater Fisheries Technology, New Bussa	Niger	83	51	134	3	0	3	86	51	137
9	Federal College of Agricultural Produce, Kano	Kano	55	14	69	0	0	0	55	14	69
10	Federal College of Agriculture, Ishiagu	Ebonyi	176	111	287	105	87	192	281	198	479
11	Federal College of Animal Health & Production Technology, Ibadan,	Oyo	16	11	27	3	2	5	19	13	32
12	Federal College of Animal Health & Production Technology, Vom	Plateau	22	13	35	27	21	48	49	34	83
13	Federal College of Fisheries & Marine Technology, Victoria Island,	Lagos	82	6	88	6	1	7	88	7	95
14	Federal College of Forestry Mechanisation, Afaka	Kaduna	39	24	63	45	20	65	84	44	128
15	Federal College of Forestry, Jericho Hill	Oyo	201	122	323	58	19	77	259	141	400
16	Federal College of Forestry, Jos	Plateau	16	12	28	31	13	44	47	25	72
17	Federal College of Fresh Water Fisheries, Baga - Maiduguri	Borno	37	4	41	0	0	0	37	4	41
18	Federal College of Horticultural Technology, Dadin Kowa, Gombe State	Gombe	21	6	27	13	4	17	34	10	44
19	Federal College of Land Resources, Kuru	Plateau	43	13	56	56	19	75	99	32	131
20	Mohamet Lawan College of Agriculture, Maiduguri	Borno	203	81	284	173	33	206	376	114	490
21	Oyo State College of Agriculture, Igbo-ora	Oyo	214	164	378	18	22	40	232	186	418
22	Plateau State College of Agriculture, Garkawa	Plateau	113	82	195	0	0	0	113	82	195
23	Yobe State College of Agriculture, Gujba	Yobe	443	31	474	260	26	286	703	57	760
24	Akperan Orshi College of Agriculture, Yandev	Benue	NS	NS	NS	NS	NS	NS	NS	NS	NS
25	Anambra State College of Agriculture, Mgbakwu	Anambra	NS	NS	NS	NS	NS	NS	NS	NS	NS
26	Bauchi State College of Agriculture, Bauchi	Bauchi	NE	NE	NE	NE	NE	NE	NE	NE	NE
27	Binyaminu Usman College of Agriculture, Hadejia	Jigawa	NE	NE	NE	NE	NE	NE	NE	NE	NE
28	College of Agriculture & Animal Health, Bakura	Zamfara	NS	NS	NS	NS	NS	NS	NS	NS	NS
29	Federal College of Agriculture Moore Plantation	Oyo	NS	NS	NS	NS	NS	NS	NS	NS	NS
30	Federal College of Forestry Mechanisation Afaka	Kaduna	NS	NS	NS	NS	NS	NS	NS	NS	NS
31	Federal College of Wildlife Management New Bussa	Niger	NS	NS	NS	NS	NS	NS	NS	NS	NS
32	Federal College of Fresh Water Fisheries Technology New Bussa	Niger	NS	NS	NS	NS	NS	NS	NS	NS	NS
33	Niger State College of Agriculture Mokwa	Niger	NS	NS	NS	NS	NS	NS	NS	NS	NS
34	Samaru College of Agriculture DAC-ABU, Zaria	Kaduna	NS	NS	NS	NS	NS	NS	NS	NS	NS
<b>Total</b>			<b>4078</b>	<b>1388</b>	<b>5173</b>	<b>1678</b>	<b>502</b>	<b>2101</b>	<b>5756</b>	<b>1890</b>	<b>7646</b>

**Table 5.3.6 COLLEGES OF AGRICULTURE AND RELATED DISCIPLINE OUT-TURN SUMMARY BY PROGRAMS: 2013/2014**

S/No	Program	Mode	ND			HND			Total		
			M	F	M+F	M	F	M+F	M	F	M+F
1	Agric Engineering Technology	FT	283	102	385	3	0	3	286	102	388
2	Agric Ext & Mgt	FT	0	0	0	329	106	435	329	106	435
3	Agric Tech(general Agric)	FT	1138	420	1558	265	30	295	1403	450	1853
4	Agric Technology(post Harvest)	FT	0	0	0	18	1	19	18	1	19
5	Agric. Technology ( Agric Farm Mgt.)	FT	48	14	62	0	0	0	48	14	62
6	Agricultural Bio Environmental Engineering	FT	230	33	263	49	7	56	279	40	319
7	Agriculture	FT	206	7	213	0	0	0	206	7	213
8	Animal Health & Production Tech.	FT	1060	300	1360	255	68	323	1315	368	1683
9	Animal Health Tech	FT	0	0	0	98	16	114	98	16	114
10	Animal Health Technology	FT	92	14	106	98	8	106	190	22	212
11	Animal Production Tecnology	FT	0	0	0	208	80	288	208	80	288
12	Computer Science	FT	81	44	125	0	0	0	81	44	125
13	Crop Production Technology	FT	0	0	0	120	30	150	120	30	150
14	Fisheries Tech	FT	218	57	275	35	16	51	253	73	326
15	Food Technology	FT	13	15	28	0	0	0	13	15	28
16	Forestry Technology	FT	374	70	444	48	14	62	422	84	506
17	Home & Rural Economics	FT	137	237	374	1	77	78	138	314	452
18	Horticulture & Landscape Tech	FT	0	0	0	57	12	69	57	12	69
19	Hospitality Management	FT	5	23	28	0	0	0	5	23	28
20	Marine Engr. Tech.	FT	30	1	31	0	0	0	30	1	31
21	Nautical Science	FT	47	1	48	0	0	0	47	1	48
22	Pest Mgt Tech	FT	0	0	0	68	28	96	68	28	96
23	Science Lab Tech	FT	41	33	74	0	0	0	41	33	74
24	Soil Science & Technology	FT	0	0	0	16	8	24	16	8	24
25	Statistics	FT	27	3	30	0	0	0	27	3	30
26	Surveying & Geoinformatics	FT	19	5	24	9	1	10	28	6	34
27	Wood & Paper Tech.	FT	29	9	38	1	0	1	30	9	39
<b>Total</b>			<b>4078</b>	<b>1388</b>	<b>5466</b>	<b>1678</b>	<b>502</b>	<b>2180</b>	<b>5756</b>	<b>1890</b>	<b>7646</b>

Source :NBTE

**Table 5.3.7 COLLEGES OF AGRICULTURE AND RELATED DISCIPLINE OUT-TURN SUMMARY BY PROGRAMS: 2014/2015**

S/No	Program	Mode	ND			HND			Total		
			M	F	M+F	M	F	M+F	M	F	M+F
1	Agric Engineering Technology	FT	2210	216	2426	101	20	121	2311	236	2547
2	Agric Engr (farm Power Machine)	FT	0	0	0	1	3	4	1	3	4
3	Agric Ext & Mgt	FT	0	0	0	226	86	312	226	86	312
4	Agric Ext & Mgt	PT	0	0	0	7	8	15	7	8	15
5	Agric Tech(general Agric)	FT	367	298	665	0	0	0	367	298	665
6	Agric Tech(general Agric)	PT	10	6	16	0	0	0	10	6	16
7	Agric Technology(post Harvest)	FT	0	0	0	16	2	18	16	2	18
8	Agric. Technology ( Agric Farm Mgt.)	FT	69	8	77	0	0	0	69	8	77
9	Agricultural Bio Environmental Engineering	FT	107	46	153	14	6	20	121	52	173
10	Agricultural Engineering Technology (soil	FT	0	0	0	1	1	2	1	1	2
11	Animal Health & Production Tech.	FT	560	269	829	77	2	79	637	271	908
12	Animal Health Technology	FT	88	1	89	161	47	208	249	48	297
13	Animal Health Technology	PT	0	0	0	12	2	14	12	2	14
14	Animal Production Tecnology	FT	0	0	0	110	50	160	110	50	160
15	Animal Production Tecnology	PT	22	6	28	4		4	26	6	32
16	Computer Science	FT	185	167	352	0	0	0	185	167	352
17	Crop Production Technology	FT	0	0	0	64	27	91	64	27	91
18	Fisheries Tech	FT	79	32	111	81	12	93	160	44	204
19	Forestry Technology	FT	252	101	353	51	12	63	303	113	416
20	Home & Rural Economics	FT	93	248	341	5	66	71	98	314	412
21	Horticulture & Landscape Tech	FT	13	10	23	46	16	62	59	26	85
22	Marine Engr. Tech.	FT	237	5	242	0	0	0	237	5	242
23	Maritime Trans & Bus.std	FT	103	25	128	0	0	0	103	25	128
24	Nautical Science	FT	113	58	171	0	0	0	113	58	171
25	Pest Mgt Tech	FT	0	0	0	127	31	158	127	31	158
26	Science Lab Tech	FT	32	24	56	0	0	0	32	24	56
27	Science Lab Tech	PT	1	12	13	0	0	0	1	12	13
28	Soil Science & Technology	FT	0	0	0	91	70	161	91	70	161
29	Surveying & Geoinformatics	FT	25	8	33	13	2	15	38	10	48
30	Wood & Paper Tech.	FT	16	8	24	2	1	3	18	9	27
<b>Total</b>			<b>4582</b>	<b>1548</b>	<b>6130</b>	<b>1210</b>	<b>464</b>	<b>1674</b>	<b>5792</b>	<b>2012</b>	<b>7804</b>

Table 5.3.8 SUMMARY OF TEACHING STAFF BY INSTITUTION AND QUALIFICATION: 2013/2014

S/No	Institution	Location	HND		Bachelors		PGD		Masters		PhD		Totals		
			M	F	M	F	M	F	M	F	M	F	M	F	M+F
1	Akperan Orshi College of Agriculture, Yandev	Benue	31	4	57	12	0	0	28	6	2	1	118	23	141
2	Anambra State College of Agriculture, Mgbakwu	Anambra	NS	NS	NS	NS	NS	NS	NS	NS	NS	NS	NS	NS	NS
3	Audu Bako College of Agriculture, Danbatta	Kano	15	2	30	9	0	0	24	8	1	1	70	20	90
4	Binyaminu Usman College of Agriculture, Hadejia	Jigawa	NS	NS	NS	NS	NS	NS	NS	NS	NS	NS	NS	NS	NS
5	College of Agriculture & Animal Health, Bakura	Zamfara	NS	NS	NS	NS	NS	NS	NS	NS	NS	NS	NS	NS	NS
6	College of Agriculture & Animal Science, DAC-ABU, Mando, Kaduna	Kaduna	0	0	0	0	0	0	19	8	0	0	19	8	27
7	College of Agriculture, DAC-ABU, Kabba	Kogi	12	5	6	2	0	0	15	3	4	2	37	12	49
8	College of Agriculture, Jalingo	Taraba	NS	NS	NS	NS	NS	NS	NS	NS	NS	NS	NS	NS	NS
9	College of Agriculture, Lafia	Nasarawa	7	1	25	2	0	0	19	7	0	0	51	10	61
10	College of Agriculture, Zuru	Kebbi	NS	NS	NS	NS	NS	NS	NS	NS	NS	NS	NS	NS	NS
11	Edo State College of Agriculture, Iguoriakhi	Edo	6	4	10	1	0	0	7	5	0	0	23	10	33
12	Federal College of Agricultural Produce, Kano	Kano	15	2	30	9	0	0	24	8	1	1	70	20	90
13	Federal College of Agriculture Moore Plantation	Oyo	NS	NS	NS	NS	NS	NS	NS	NS	NS	NS	NS	NS	NS
14	Federal College of Agriculture, Ishiagu	Ebonyi	NS	NS	NS	NS	NS	NS	NS	NS	NS	NS	NS	NS	NS
15	Federal College of Animal Health & Production Technology, Ibadan	Oyo	33	25	22	25	0	0	46	21	0	0	101	71	172
16	Federal College of Animal Health & Production Technology, Vom	Plateau	18	2	11	1	0	0	17	2	0	0	46	5	51
17	Federal College of Fisheries & Marine Technology, Victoria Island,	Lagos	5	1	2	1	0	0	21	8	5	1	33	11	44
18	Federal College of Forestry Mechanisation Afaka	Kaduna	10	1	7	1	0	0	15	2	0	0	32	4	36
19	Federal College of Forestry, Jericho Hill	Oyo	35	14	58	45	0	0	21	25	0	0	114	84	198
20	Federal College of Forestry, Jos	Plateau	49	18	29	15	0	0	38	16	0	0	116	49	165
21	Federal College of Fresh Water Fisheries Technology New Bussa	Niger	NS	NS	NS	NS	NS	NS	NS	NS	NS	NS	NS	NS	NS
22	Federal College of Fresh Water Fisheries, Baga - Maiduguri	Borno	11	2	13	2	0	0	10	0	0	0	34	4	38
23	Federal College of Freshwater Fisheries Technology, New Bussa	Niger	NS	NS	NS	NS	NS	NS	NS	NS	NS	NS	NS	NS	NS
24	Federal College of Horticultural Technology, Dadin Kowa	Gombe	NS	NS	NS	NS	NS	NS	NS	NS	NS	NS	NS	NS	NS
25	Federal College of Horticultural Technology, Dadin Kowa, Gombe State	Gombe	19	1	26	5	0	0	9	0	0	0	54	6	60
26	Federal College of Land Resources Technology, Owerri	Imo	14	12	3	5	0	0	6	1	0	0	23	18	41
27	Federal College of Land Resources, Kuru	Plateau	3	0	11	5	0	0	5	0	0	0	19	5	24
28	Federal College of Wildlife Management New Bussa	Niger	NS	NS	NS	NS	NS	NS	NS	NS	NS	NS	NS	NS	NS
29	Mohammed Lawan College of Agriculture, Maiduguri	Borno	3	0	36	29	0	0	9	2	0	0	48	31	79
30	Niger State College of Agriculture Mokwa	Niger	NS	NS	NS	NS	NS	NS	NS	NS	NS	NS	NS	NS	NS
31	Oyo State College of Agriculture, Igbo-ora	Oyo	NS	NS	NS	NS	NS	NS	NS	NS	NS	NS	NS	NS	NS
32	Plateau State College of Agriculture, Garkawa	Plateau	18	3	28	8	0	0	13	2	3		62	13	75
33	Samaru College of Agriculture DAC-ABU, Zaria	Kaduna	NS	NS	NS	NS	NS	NS	NS	NS	NS	NS	NS	NS	NS
34	Yobe State College of Agriculture, Gujba	Yobe	2	0	0	0	0	0	6	0	0	0	8	0	8
<b>Total</b>			<b>306</b>	<b>97</b>	<b>404</b>	<b>177</b>	<b>0</b>	<b>0</b>	<b>352</b>	<b>124</b>	<b>16</b>	<b>6</b>	<b>1078</b>	<b>404</b>	<b>1482</b>

Source :NBTE

**Table 5.3.9 SUMMARY OF TEACHING STAFF BY QUALIFICATION: 2014/2015**

Institution	Location	HND		Bachelors		PGD		Masters		PhD		Total		
		M	F	M	F	M	F	M	F	M	F	M	F	M+F
Akperan Orshi College of Agriculture, Yandev	Benue	NS	NS	NS	NS	NS	NS	NS	NS	NS	NS	NS	NS	NS
Anambra State College of Agriculture, Mgbakwu	Anambra	NS	NS	NS	NS	NS	NS	NS	NS	NS	NS	NS	NS	NS
Audu Bako College of Agriculture, Danbatta,	Kano	14	1	50	4	0	0	22	1	0	0	86	6	92
Binyaminu Usman College of Agriculture, Hadejia	Jigawa	NS	NS	NS	NS	NS	NS	NS	NS	NS	NS	NS	NS	NS
College of Agriculture & Animal Health, Bakura	Zamfara	NS	NS	NS	NS	NS	NS	NS	NS	NS	NS	NS	NS	NS
College of Agriculture & Animal Science, DAC-ABU, Mando, Kaduna	Kaduna	NS	NS	NS	NS	NS	NS	NS	NS	NS	NS	NS	NS	NS
College of Agriculture, DAC-ABU, Kabba	Kogi	23	15	9	9	0	0	36	13	8	1	76	38	114
College of Agriculture, Jalingo	Taraba	NS	NS	NS	NS	NS	NS	NS	NS	NS	NS	NS	NS	NS
College of Agriculture, Lafia	Nasarawa	8	1	25	1	0	0	19	7	0	0	52	9	61
College of Agriculture, Zuru	Kebbi	NS	NS	NS	NS	NS	NS	NS	NS	NS	NS	NS	NS	NS
Edo State College of Agriculture, Iguoriakhi	Edo	13	7	4	4	0	0	7	4	0	0	24	15	39
Enugu State College of Agriculture, Iwollo	Enugu	2	0	22	14	0	0	20	6	4	0	48	20	68
Federal College of Agricultural Produce, Kano	Kano	17	2	32	11	0	0	23	8	2	1	74	22	96
Federal College of Agriculture, Akure	Ondo	8	6	2	0	0	0	24	3	0	0	34	9	43
Federal College of Agriculture, Ishiagu	Ebonyi	1	1	117	53	0	0	34	16	0	0	152	70	222
Federal College of Agriculture, Moor Plantation,	Oyo	33	8	30	13	0	0	32	21	5	7	100	49	149
Federal College of Animal Health & Production Technology, Ibadan,	Oyo	37	25	20	25	0	0	46	19	0	0	103	69	172
Federal College of Animal Health & Production Technology, Vom	Plateau	19	4	23	8	0	0	22	8	0	0	64	20	84
Federal College of Fisheries & Marine Technology, Victoria Island,	Lagos	7	0	13	3	0	0	19	7	7	2	46	12	58
Federal College of Forestry Mechanisation, Afaka	Kaduna	7	7	17	9	0	0	26	15	0	0	50	31	81
Federal College of Wildlife Management New Bussa	Niger	NS	NS	NS	NS	NS	NS	NS	NS	NS	NS	NS	NS	NS
Federal College of Forestry, Jericho Hill	Oyo	30	18	51	27	0	0	34	37	0	0	115	82	197
Federal College of Forestry, Jos	Plateau	49	19	38	13	0	0	36	11	0	0	123	43	166
Federal College of Fresh Water Fisheries, Baga - Maiduguri	Borno	5	1	14	3	0	0	11	0	0	0	30	4	34
Federal College of Fresh Water Fisheries Technology New Bussa	Niger	NS	NS	NS	NS	NS	NS	NS	NS	NS	NS	NS	NS	NS
Federal College of Horticultural Technology, Dadin Kowa, Gombe State	Gombe	18	1	26	4	0	0	9	0	0	0	53	5	58
Federal College of Land Resources Technology, Owerri	Imo	6	6	9	8	0	0	18	13	0	0	33	27	60
Federal College of Land Resources, Kuru	Plateau	5	1	20	0	0	0	14	0	0	0	39	1	40
Mohammed Lawan College of Agriculture, Maiduguri	Borno	3	0	40	32	0	0	6	2	0	0	49	34	83
Niger State College of Agriculture Mokwa	Niger	NS	NS	NS	NS	NS	NS	NS	NS	NS	NS	NS	NS	NS
Oyo State College of Agriculture, Igbo-ora	Oyo	25	12	46	15	0	0	53	18	14	5	138	50	188
Plateau State College of Agriculture, Garkawa	Plateau	20	0	24	4	0	0	22	4	0	0	66	8	74
Samaru College of Agriculture DAC-ABU, Zaria	Kaduna	17	10	6	4	0	0	30	9	7	6	60	29	89
Yobe State College of Agriculture, Gujba	Yobe	21	2	70	7	0	0	20	0	0	0	111	9	120
<b>Total</b>		<b>388</b>	<b>147</b>	<b>708</b>	<b>271</b>	<b>0</b>	<b>0</b>	<b>583</b>	<b>222</b>	<b>47</b>	<b>22</b>	<b>1726</b>	<b>662</b>	<b>2388</b>

Source :NBTE

**Table 5.3.10 COLLEGES OF HEALTH SCIENCES ENROLMENT SUMMARY BY INSTITUTIONS: 2013/2014**

Institution	Location	ND 1		ND 2		HND 1		HND 2		Total		
		M	F	M	F	M	F	M	F	M	F	M+F
Abia State College of Health Sciences and Management Technology	Abia	55	88	1	0	0	0	0	0	56	88	144
AKTH School of Health Information Management, Kano	Kano	20	13	13	9	11	11	11	8	55	41	96
College of Health Technology, Zawan	Plateau	73	135	47	136	10	20	26	62	156	353	509
Cross Rivers State College of Health Technology,	Cross River	19	84	15	79	4	43	19	39	57	245	302
Delta State School of Health Technology,	Delta	18	75	27	102	97	74	25	87	167	338	505
Federal College of Orthopaedic Technology, Lagos	Lagos	8	11	7	11	0	0	0	0	15	22	37
Federal School of Dental & Therapy Tech., Transekulu- Enugu	Enugu	84	176	90	150	108	133	92	178	374	637	1011
LUTH School of Health and Management Information, Idi Araba	Lagos	25	48	8	25	10	19	8	31	51	123	174
NKST College of Health Technology, Mkar	Benue	30	57	37	49	35	10	35	10	137	126	263
OAUTH School of Health Information Management, Ile-Ife	Oyo	16	32	17	43	6	19	6	17	45	111	156
Ogun State College of Health Technology, Ijebu, Ilese,	Ogun	57	232	78	197	68	156	57	100	260	685	945
Rivers State College of Health Technology,	Rivers	14	53	15	42	0	0	0	0	29	95	124
School of Health Information Management, Nnamdi Azikiwe University Teaching	Anambra	7	42	8	40	11	49	7	29	33	160	193
School of Health Information Management, University of Uyo,	Akwa Ibom	2	29	4	27	0	0	0	0	6	56	62
School of Health Information, University of Calabar Teaching Hospital	Cross River	15	31	13	39	25	43	14	39	67	152	219
Shehu Idris College of Health Technology,	Kaduna	51	89	70	92	28	47	19	35	168	263	431
UDUTH School of Health Information Management, Sokoto	Sokoto	30	30	35	25	34	26	33	27	132	108	240
UMTH, School of Health Information Management, Maiduguri	Borno	17	43	10	38	0	0	0	0	27	81	108
ABUTH School of Health, Information Management, Zaria	Kaduna	NS	NS	NS	NS	NS	NS	NS	NS	NS	NS	NS
Anambra State College of Health Technology, Obosi	Anambra	NS	NS	NS	NS	NS	NS	NS	NS	NS	NS	NS
Kwara State College of Health Technology, Offa	Kwara	NS	NS	NS	NS	NS	NS	NS	NS	NS	NS	NS
School of Health Information Management, UCH Ibadan	Oyo	NS	NS	NS	NS	NS	NS	NS	NS	NS	NS	NS
School of Health Information Management UIITH, Ilorin	Kwara	NS	NS	NS	NS	NS	NS	NS	NS	NS	NS	NS
School of Health Technology, Akure	Ondo	NS	NS	NS	NS	NS	NS	NS	NS	NS	NS	NS
UBTH, School of Health Information Management, Benin	Edo	NS	NS	NS	NS	NS	NS	NS	NS	NS	NS	NS
<b>Total</b>		<b>541</b>	<b>1268</b>	<b>495</b>	<b>1104</b>	<b>447</b>	<b>650</b>	<b>352</b>	<b>662</b>	<b>1835</b>	<b>3684</b>	<b>5519</b>

Table 5.3.11 COLLEGES OF HEALTH SCIENCES ENROLMENT SUMMARY BY INSTITUTIONS: 2014/2015

Institution	Location	Pre-ND		ND 1		ND 2		HND 1		HND 2		Total		
		M	F	M	F	M	F	M	F	M	F	M	F	M+F
Abia State College of Health Sciences and Management Technology, Aba	Abia	0	9	75	170	42	115	0	0	0	0	117	294	411
ABUTH School of Health, Information Management, Zaria	Kaduna	0	0	22	46	27	33	30	30	15	35	94	144	238
AKTH School of Health Information Management, Kano	Kano	0	0	14	20	20	13	24	11	11	11	69	55	124
College of Health Technology, Zawan	Plateau	0	0	64	113	67	137	61	109	7	23	199	382	581
Cross Rivers State College of Health Technology,	Cross River	0	0	50	223	44	157	19	56	12	101	125	537	662
Delta State School of Health Technology,	Delta	0	0	28	67	17	73	27	91	27	74	99	305	404
Federal College of Orthopaedic Technology, Lagos	Lagos	0	0	13	7	7	12	10	2	0	0	30	21	51
Federal School of Dental & Therapy Tech., Transekulu- Enugu	Enugu	0	0	70	126	47	117	64	109	35	103	216	455	671
LUTH School of Health and Management Information, Idi Araba	Lagos	0	0	10	29	24	42	15	37	9	19	58	127	185
NKST College of Health Technology, Mkar	Benue	0	0	33	71	28	75	10	6	35	10	106	162	268
OAUTH School of Health Information Management, Ile-Ife	Oyo	0	0	12	39	11	39	11	33	4	19	38	130	168
Ogun State College of Health Technology, Ijebu, Ilese,	Ogun	0	0	55	234	53	234	59	183	58	154	225	805	1030
Rivers State College of Health Technology,	Rivers	0	0	16	84	25	76	0	0	0	0	41	160	201
School of Health Information Management, Nnamdi Azikiwe University Teaching	Anambra	0	0	6	48	4	35	8	50	9	41	27	174	201
School of Health Information Management, University of Uyo,	Akwa Ibom	0	0	4	24	3	28	0	0	0	7	52	59	
School of Health Information, University of Calabar Teaching Hospital	Cross River	0	0	14	30	15	38	20	45	24	47	73	160	233
School of Health Technology, Akure	Ondo	0	0	0	0	13	47	10	59	12	58	35	164	199
Shehu Idris College of Health Technology,	Kaduna	0	0	45	97	46	91	28	43	9	32	128	263	391
UDUTH School of Health Information Management, Sokoto	Sokoto	0	0	25	35	30	30	38	22	34	26	127	113	240
UMTH, School of Health Information Management, Maiduguri	Borno	0	0	33	43	40	30	0	0	0	0	73	73	146
Anambra State College of Health Technology, Obosi	Anambra	NS	NS	NS	NS	NS	NS	NS	NS	NS	NS	NS	NS	NS
Kwara State College of Health Technology, Offa	Kwara	NS	NS	NS	NS	NS	NS	NS	NS	NS	NS	NS	NS	NS
School of Health Information Management, UCH Ibadan	Oyo	NS	NS	NS	NS	NS	NS	NS	NS	NS	NS	NS	NS	NS
School of Health Information Management UITH, Ilorin	Kwara	NS	NS	NS	NS	NS	NS	NS	NS	NS	NS	NS	NS	NS
UBTH, School of Health Information Management, Benin	Edo	NS	NS	NS	NS	NS	NS	NS	NS	NS	NS	NS	NS	NS
<b>Total</b>		<b>0</b>	<b>9</b>	<b>589</b>	<b>1506</b>	<b>563</b>	<b>1422</b>	<b>434</b>	<b>886</b>	<b>301</b>	<b>753</b>	<b>1887</b>	<b>4576</b>	<b>6463</b>

Source :NBTE

Table 5.3.12 COLLEGES OF HEALTH SCIENCES ENROLMENT SUMMARY BY PROGRAMS: 2013/2014

Program	Mode	ND 1		ND 2		HND 1		HND 2		Total		
		M	F	M	F	M	F	M	F	M	F	M+F
Community Health	FT	23	43	11	43	0	0	9	20	43	106	149
Community Health Work	FT	93	229	73	185	51	38	53	51	270	503	773
Computer Science	FT	4	1	1	0	0	0	0	0	5	1	6
Dental Technology	FT	73	115	60	110	78	92	58	98	269	415	684
Dental Therapy	FT	37	155	78	112	79	105	68	129	262	501	763
Environmental Health Tech.	FT	74	158	76	185	128	185	79	182	357	710	1067
Health Information Mgt	FT	177	415	142	334	104	185	79	151	502	1085	1587
Hospitality Management	FT	9	46	3	35	0	0	0	0	12	81	93
Nutrition and Dietetics	FT	3	32	3	28	0	0	0	0	6	60	66
Prosthetic & Orthotics Technology	FT	8	11	7	11	0	0	0	0	15	22	37
Public Health Nursing	FT	0	0	1	21	7	45	6	31	14	97	111
Social Development	FT	28	54	40	40	0	0	0	0	68	94	162
Statistics	FT	12	9	0	0	0	0	0	0	12	9	21
<b>Total</b>		<b>541</b>	<b>1268</b>	<b>495</b>	<b>1104</b>	<b>447</b>	<b>650</b>	<b>352</b>	<b>662</b>	<b>1835</b>	<b>3684</b>	<b>5519</b>

Source :NBTE

**Table 5.3.13 COLLEGES OF HEALTH SCIENCES ENROLMENT SUMMARY BY PROGRAMS: 2014/2015**

Program	Mode	Pre-ND		ND 1		ND 2		HND 1		HND 2		Total		
		M	F	M	F	M	F	M	F	M	F	M	F	M+F
Community Health	FT	0	0	40	94	39	105	26	44	0	0	105	243	348
Community Health Work	FT	0	0	71	203	71	192	50	66	37	22	229	483	712
Computer Science	FT		9	2		1		0	0	0	0	3	9	12
Dental Technology	FT	0	0	39	112	31	104	27	99	25	96	122	411	533
Dental Therapy	FT	0	0	57	108	39	110	66	101	46	84	208	403	611
Environmental Health Tech.	FT	0	0	101	273	122	323	92	252	71	244	386	1092	1478
Health Information Mgt	FT	0	0	189	496	212	449	158	272	113	216	672	1433	2105
Hospitality Management	FT	0	0	24	81	13	42	0	0	1	6	38	129	167
Nutrition and Dietetics	FT	0	0	9	26	2	30	0	0	0	0	11	56	67
Prosthetic & Orthotics Technology	FT	0	0	13	7	7	12	10	2	0	0	30	21	51
Public Admin	FT	0	0	10	11	0	0	0	0	0	0	10	11	21
Public Health Nursing	FT	0	0		35	0	0	5	50	8	85	13	170	183
Social Development	FT	0	0	28	54	26	54	0	0	0	0	54	108	162
Statistics	FT	0	0	6	6			0	0	0	0	6	7	13
<b>Total</b>		<b>0</b>	<b>9</b>	<b>589</b>	<b>1506</b>	<b>563</b>	<b>1422</b>	<b>434</b>	<b>886</b>	<b>301</b>	<b>753</b>	<b>1887</b>	<b>4576</b>	<b>6463</b>

**Table 5.3 14 COLLEGES OF HEALTH SCIENCES OUT-TURN SUMMARY BY INSTITUTIONS: 2013/2014**

Institution	Location	ND		HND		Total		
		M	F	M	F	M	F	M+F
Abia State College of Health Sciences and Management Technology	Abia	24	97	0	0	24	97	121
ABUTH School of Health, Information Management, Zaria	Kaduna	23	22	14	32	37	54	91
AKTH School of Health Information Management, Kano	Kano	9	7	20	5	29	12	41
College of Health Technology, Zawan	Plateau	71	182	24	62	95	244	339
Cross Rivers State College of Health Technology,	Cross River	44	157	12	101	56	258	314
Delta State School of Health Technology,	Delta	26	124	29	62	55	186	241
Federal College of Orthopaedic Technology, Lagos	Lagos	5	11	0	0	5	11	16
Federal School of Dental & Therapy Tech., Transekulu- Enugu	Enugu	50	66	117	126	167	192	359
LUTH School of Health and Management Information, Idi Araba	Lagos	23	74	0	0	23	74	97
NKST College of Health Technology. Mkar	Benue	29	49	0	0	29	49	78
OAUTH School of Health Information Management, Ile-Ife	Oyo	14	34	6	17	20	51	71
Ogun State College of Health Technology, Ijebu, Ilese,	Ogun	47	216	45	96	92	312	404
School of Health Information Management, Nnamdi Azikiwe University Teaching	Anambra	11	55	14	49	25	104	129
School of Health Information Management, University of Uyo,	Akwa Ibom	6	22	0	0	6	22	28
School of Health Information, University of Calabar Teaching Hospital	Cross River	28	70	39	84	67	154	221
Shehu Idris College of Health Technology,	Kaduna	40	75	16	50	56	125	181
UMTH, School of Health Information Management, Maiduguri	Borno	10	22	0	0	10	22	32
Anambra State College of Health Technology, Obosi	Anambra	NS	NS	NS	NS	NS	NS	NS
Kwara State College of Health Technology, Offa	Kwara	NS	NS	NS	NS	NS	NS	NS
Rivers State College of Health Technology,Port-Harcourt	Rivers	NS	NS	NS	NS	NS	NS	NS
School of Health Information Management, UCH Ibadan	Oyo	NS	NS	NS	NS	NS	NS	NS
School of Health Information Management UITH, Ilorin	Kwara	NS	NS	NS	NS	NS	NS	NS
School of Health Technology, Akure	Ondo	NS	NS	NS	NS	NS	NS	NS
UBTH, School of Health Information Management, Benin	Edo	NS	NS	NS	NS	NS	NS	NS
UDUTH School of Health Information Management, Sokoto	Sokoto	NS	NS	NS	NS	NS	NS	NS
<b>Total</b>		<b>460</b>	<b>1283</b>	<b>336</b>	<b>684</b>	<b>796</b>	<b>1967</b>	<b>2763</b>

Source :NBTE

**Table 5.3.15 COLLEGES OF HEALTH SCIENCES OUT-TURN SUMMARY BY INSTITUTIONS: 2014/2015**

Institution	Location	ND		HND		Total		
		M	F	M	F	M	F	M+F
Abia State College of Health Sciences and Management Technology, Aba	Abia	43	128	0	0	43	128	171
ABUTH School of Health, Information Management, Zaria	Kaduna	23	22	14	32	37	54	91
AKTH School of Health Information Management, Kano	Kano	13	7	10	7	23	14	37
College of Health Technology, Zawan	Plateau	49	143	24	62	73	205	278
Cross Rivers State College of Health Technology,	Cross River	44	157	12	101	56	258	314
Delta State School of Health Technology,	Delta	26	124	29	62	55	186	241
Federal College of Orthopaedic Technology, Lagos	Lagos	7	11	0	0	7	11	18
Federal School of Dental & Therapy Tech., Transekulu- Enugu	Enugu	101	204	60	80	161	284	445
LUTH School of Health and Management Information, Idi Araba	Lagos	15	60	0	0	15	60	75
NKST College of Health Technology. Mkar	Benue	37	49	35	10	72	59	131
OAUTH School of Health Information Management, Ile-Ife	Oyo	14	28	4	19	18	47	65
Ogun State College of Health Technology, Ijebu, Ilese,	Ogun	309	483	118	248	427	731	1158
School of Health Information Management, Nnamdi Azikiwe University Teaching	Anambra	13	68	15	61	28	129	157
School of Health Information Management, University of Uyo,	Akwa Ibom	7	32	0	0	7	32	39
School of Health Technology, Akure	Ondo	0	0	16	56	16	56	72
Shehu Idris College of Health Technology,	Kaduna	42	73	1	17	43	90	133
Anambra State College of Health Technology, Obosi	Anambra	NS	NS	NS	NS	NS	NS	NS
Delta State School of Health Technology, Ughelli	Delta	NS	NS	NS	NS	NS	NS	NS
Kwara State College of Health Technology, Offa	Kwara	NS	NS	NS	NS	NS	NS	NS
Rivers State College of Health Technology, Port-Harcourt	Rivers	NS	NS	NS	NS	NS	NS	NS
School of Health Information, University of Calabar Teaching Hospital, Calabar	Cross River	NS	NS	NS	NS	NS	NS	NS
School of Health Information Management, UCH Ibadan	Oyo	NS	NS	NS	NS	NS	NS	NS
School of Health Information Management UITH, Ilorin	Kwara	NS	NS	NS	NS	NS	NS	NS
UBTH, School of Health Information Management, Benin	Edo	NS	NS	NS	NS	NS	NS	NS
UDUTH School of Health Information Management, Sokoto	Sokoto	NS	NS	NS	NS	NS	NS	NS
UMTH, School of Health Information Management, Maiduguri	NS	NS	NS	NS	NS	NS	NS	NS
<b>Total</b>		<b>743</b>	<b>1589</b>	<b>338</b>	<b>755</b>	<b>1081</b>	<b>2344</b>	<b>3425</b>

Source: NBTE



**Table 5.3.16 COLLEGES OF HEALTH SCIENCES OUT-TURN SUMMARY BY PROGRAMS: 2013/2014**

Program	Mode	ND		HND		Total		
		M	F	M	F	M	F	M+F
Community Health	FT	27	110	8	20	35	130	165
Community Health Work	FT	64	203	15	39	79	242	321
Dental Technology	FT	50	78	83	94	133	172	305
Dental Therapy	FT	25	84	61	78	86	162	248
Environmental Health Tech.	FT	99	284	68	175	167	459	626
Health Information Mgt	FT	155	398	93	187	248	585	833
Hospitality Management	FT	13	42	1	6	14	48	62
Nutrition and Dietetics	FT	2	26	0	0	2	26	28
Prosthetic & Orthotics Technology	FT	5	11	0	0	5	11	16
Public Health Nursing	FT	0	0	7	85	7	85	92
Social Development	FT	20	47	0	0	20	47	67
<b>Total</b>		<b>460</b>	<b>1283</b>	<b>336</b>	<b>684</b>	<b>796</b>	<b>1967</b>	<b>2763</b>

**Table 5.3.17 COLLEGES OF HEALTH SCIENCES OUT-TURN SUMMARY BY PROGRAMS: 2014/2015**

Program	Mode	ND		HND		Total		
		M	F	M	F	M	F	M+F
Community Health	FT	28	106	8	20	36	126	162
Community Health Work	FT	60	191	43	30	103	221	324
Computer Engr Tech	FT	64	64	20	24	84	88	172
Computer Engr Tech	PT	5	4	7	5	12	9	21
Dental Technology	FT	68	141	35	66	103	207	310
Dental Therapy	FT	63	153	42	92	105	245	350
Elect/electronics Engr	FT	66	66	20	28	86	94	180
Elect/electronics Engr	PT	4	4	3	2	7	6	13
Environmental Health Tech.	FT	101	295	72	214	173	509	682
Health Information Mgt	FT	132	366	44	125	176	491	667
Nutrition and Dietetics	FT	2	26	0	0	2	26	28
Prosthetic & Orthotics Technology	FT	7	11	0	0	7	11	18
Public Health Nursing	FT	0	0	6	96	6	96	102
Science Lab Tech	FT	60	60	21	26	81	86	167
Social Development	FT	23	42	0	0	23	42	65
Welding & Fabrication Engr. Tech.	FT	60	60	17	27	77	87	164
<b>Total</b>		<b>743</b>	<b>1589</b>	<b>338</b>	<b>755</b>	<b>1081</b>	<b>2344</b>	<b>3425</b>

Source: NBTE

**Table 5.3.18 COLLEGES OF HEALTH SCIENCES ACADEMIC STAFF SUMMARY BY GENDER AND QUALIFICATION: 2013/2014**

Institution	Location	HND		Bachelors		PGD		Masters		PhD		Total		
		M	F	M	F	M	F	M	F	M	F	M	F	M+F
ABUTH School of Health, Information Management, Zaria	Kaduna	NS	NS	NS	NS	NS	NS	NS	NS	NS	NS	NS	NS	NS
Abia State College of Health Sciences and Management Technology, Aba	Abia	15	10	24	17	0	0	23	20	0	0	62	47	109
AKTH School of Health Information Management, Kano	Kano	1	0	15	8	0	0	12	2	2	0	30	10	40
Anambra State College of Health Technology, Obosi	Anambra	NS	NS	NS	NS	NS	NS	NS	NS	NS	NS	NS	NS	NS
College of Health Technology, Zawan	Plateau	14	8	4	2	0	0	10	6	0	0	28	16	44
Cross Rivers State College of Health Technology, Calabar	Cross River	0	1	0	2	0	0	0	6	0	0	0	9	9
Delta State School of Health Technology, Ughelli	Delta	3	2	15	27	0	0	8	5	0	0	26	34	60
Federal College of Orthopaedic Technology, Lagos	Lagos	2	1	2	0	0	0	9	3	0	0	13	4	17
Federal School of Dental & Therapy Tech., Transekulu- Enugu	Enugu	20	9	27	8	0	0	27	27	0	0	74	44	118
Kwara State College of Health Technology, Offa	Kwara	NS	NS	NS	NS	NS	NS	NS	NS	NS	NS	NS	NS	NS
LUTH School of Health and Management Information, Idi Araba, Lagos	Lagos	0	0	1	0	0	0	12	6	0	0	13	6	19
NKST College of Health Technology, Mkar	Benue	20	8	24	0	0	0	15	0	0	0	59	8	67
OAUTH School of Health Information Management, Ile-Ife	Osun	2	1	4	2	0	0	7	4	0	0	13	7	20
Ogun State College of Health Technology, Ijebu, Ilese,	Ogun	4	1	2	0	0	0	21	15	0	0	27	16	43
Rivers State College of Health Technology, Port-Harcourt	Rivers	12	2	6	2	0	0	16	2	2	0	36	6	42
School of Health Information Management, Nnamdi Azikiwe University Teaching Hospital, Nnewi	Anambra	3	9	3	8	0	0	6	4	0	0	12	21	33
School of Health Information Management, University of Uyo,	Akwa Ibom	1	3	5	4	0	0	7	2	1		14	9	23
School of Health Information, University of Calabar Teaching Hospital Calabar	Cross River	1	3	6	7	0	0	4	3	0	0	11	13	24
School of Health Information Management, UCH Ibadan	Oyo	NS	NS	NS	NS	NS	NS	NS	NS	NS	NS	NS	NS	NS
School of Health Information Management UIITH, Ilorin	Kwara	NS	NS	NS	NS	NS	NS	NS	NS	NS	NS	NS	NS	NS
School of Health Technology, Akure	Ondo	0	3	1	7	0	0	12	8	0	0	13	18	31
Shehu Idris College of Health Technology, Makarfi	Kaduna	14	15	9	5	0	0	18	3	0	0	41	23	64
UBTH, School of Health Information Management, Benin	Edo	NS	NS	NS	NS	NS	NS	NS	NS	NS	NS	NS	NS	NS
UDUTH School of Health Information Management, Sokoto	Sokoto	5	0	16	2	0	0	8	6	0	0	29	8	37
UMTH, School of Health Information Management, Maiduguri	Borno	4	2	8	9	0	0	5	0	0	0	17	11	28
<b>Totals</b>		<b>121</b>	<b>78</b>	<b>172</b>	<b>110</b>	<b>0</b>	<b>0</b>	<b>220</b>	<b>122</b>	<b>5</b>	<b>0</b>	<b>518</b>	<b>310</b>	<b>828</b>

Source: NBTE

**Table 5.3.19 COLLEGES OF HEALTH SCIENCES ACADEMIC STAFF SUMMARY BY QUALIFICATION: 2014/2015**

Institution	Location	HND		Bachelors		PGD		Masters		PhD		Totals		
		M	F	M	F	M	F	M	F	M	F	M	F	M+F
Abia State College of Health Sciences and Management Technology, Aba	Abia	15	7	23	16	0	0	24	23	0	0	62	46	108
ABUTH School of Health, Information Management, Zaria	Kaduna	0	0	12	4	0	0	8	1	0	0	20	5	25
AKTH School of Health Information Management, Kano	Kano	4	4	3	1	0	0	8	0	0	0	15	5	20
Anambra State College of Health Technology, Obosi	Anambra	NS	NS	NS	NS	NS	NS	NS	NS	NS	NS	NS	NS	NS
College of Health Technology, Zawan	Plateau	14	8	4	2	0	0	9	6	0	0	27	16	43
Cross Rivers State College of Health Technology, Calabar	Cross River	21	10	24	16	0	0	6	13	2	1	53	40	93
Delta State School of Health Technology, Ughelli	Delta	3	2	15	27	0	0	8	5	0	0	26	34	60
Federal College of Orthopaedic Technology, Lagos	Lagos	1	1	1	0	0	0	14	4	0	0	16	5	21
Federal School of Dental & Therapy Tech., Transekulu- Enugu	Enugu	19	27	39	15	0	0	40	45	0	0	98	87	185
Kwara State College of Health Technology, Offa	Kwara	NS	NS	NS	NS	NS	NS	NS	NS	NS	NS	NS	NS	NS
LUTH School of Health and Management Information, Idi Araba Lagos	Lagos	0	0	1	1	0	0	12	6	0	0	13	7	20
NKST College of Health Technology, Mkar	Benue	19	6	16	0	0	0	21	0	0	0	56	6	62
OAUTH School of Health Information Management, Ile-Ife	Osun	2	1	4	2	0	0	7	4	0	0	13	7	20
Ogun State College of Health Technology, Ijebu, Ilese,	Ogun	6	5	3	11	0	0	23	16	0	0	32	32	64
Rivers State College of Health Technology, Port-Harcourt	Rivers	12	2	7	2	0	0	16	2	2	0	37	6	43
School of Health Information Management, Nnamdi Azikiwe University Teaching Hospital, Nnewi	Anambra	3	9	3	8	0	0	6	4	0	0	12	21	33
School of Health Information Management, University of Uyo,	Akwa Ibom	0	0	1	0	0	0	2	1	0	1	3	2	5
School of Health Information, University of Calabar Teaching Hospital, Calabar	Cross River	0	2	6	7	0	0	4	3	0	0	10	12	22
School of Health Information Management, UCH Ibadan	Oyo	NS	NS	NS	NS	NS	NS	NS	NS	NS	NS	NS	NS	NS
School of Health Information Management UITH, Ilorin	Kwara	NS	NS	NS	NS	NS	NS	NS	NS	NS	NS	NS	NS	NS
School of Health Technology, Akure	Ondo	0	4	1	11	0	0	12	8	0	0	13	23	36
Shehu Idris College of Health Technology, Makarfi	Kaduna	11	6	16	13	0	0	8	1	0	0	35	20	55
UBTH, School of Health Information Management, Benin	Edo	NS	NS	NS	NS	NS	NS	NS	NS	NS	NS	NS	NS	NS
UDUTH School of Health Information Management, Sokoto	Sokoto	5	0	16	2	0	0	8	1	0	0	29	3	32
UMTH, School of Health Information Management, Maiduguri	Borno	4	2	8	9	0	0	6	0	0	0	18	11	29
<b>Totals</b>		139	96	203	147	0	0	242	143	4	2	588	388	976

Source: NBTE

**Table 5.3.20 INNOVATION ENTERPRISE INSTITUTION (IEI) ENROLMENT SUMMARY BY INSTITUTIONS: 2013/2014**

Institution	Location	NID 1			NID 2			Total		
		M	F	M+F	M	F	M+F	M	F	M+F
Afrihub ICT Institute	FCT	12	2	14	9	2	11	21	4	25
Ambassador College Festac, Lagos	Lagos	0	0	0	20	30	50	20	30	50
Ambassador College of Mgt and Technology, Rumuokwuru	Rivers	4	5	9	9	14	23	13	19	32
Buckingham Academy of Management and Technology, Ogidi	Anambra	28	17	45	21	11	32	49	28	77
Calvary Foundation Institute of Technology, (CAFITECH) Enugu	Enugu	7	4	11	6	3	9	13	7	20
Centre For Creative Arts Education Port Harcourt	Rivers	35	72	107	0	0	0	35	72	107
Cifman Institute of Technology, Yaba	Lagos	18	10	28	18	8	26	36	18	54
City Gate Institute of Innovation and Technology, Ibadan	Oyo	6	2	8	0	0	0	6	2	8
Complete Computers and Technology Institute, Benin City	Edo	124	25	149	92	17	109	216	42	258
Dalewares Institute of Technology, Lagos	Lagos	27	22	49	30	19	49	57	41	98
Dialogue Computer Institute, Kaduna Centre, Kaduna	Kaduna	3	2	5	3	1	4	6	3	9
Dialogue Computer Institute, Katsina Study Centre	Katsina	3	0	3	3	0	3	6	0	6
Dots.ICT Institute of Technology, Abeokuta	Ogun	0	1	1	0	0	0	0	1	1
Environmental Sustainability Thinking and Action Centre (ESTAC), Institute	Enugu	31	5	36	42	3	45	73	8	81
FCFM - Afaka Entrepreneurship Centre, Kaduna	Kaduna	40	12	52	15	9	24	55	21	76
First Mark Innovation School of Technology, Ado-ekiti	Ekiti	15	4	19	0	0	0	15	4	19
Flyingdove Institute of Information Technology, Central Area	FCT	30	5	35	56	6	62	86	11	97
Gateway Industrial Petrogas Institute, Oni	Ogun	13	1	14	0	0	0	13	1	14
Global Maritime Academy, Oguni-ololmu	Delta	56	7	63	55	7	62	111	14	125
Ifo College of Management & technology, Ifo	Ogun	44	32	76	48	28	76	92	60	152
IMFI-ICT Academy Uyo	Akwa Ibom	6	0	6	8	2	10	14	2	16
Innovation Institute of Information Technology, Akure	Ondo	13	8	21	28	12	40	41	20	61
Institute of Information and Computer Technology, Awgu	Enugu	23	4	27	0	0	0	23	4	27
International Chaplaincy Corps Network (ICCN) Institute of Security Technology	Imo	80	20	100	0	0	0	80	20	100
Kaduna Business School, Kaduna	Kaduna	23	13	36	23	13	36	46	26	72
Lagos City Computer College, Ikeja Lagos	Lagos	8	5	13	12	1	13	20	6	26
Laser Petroleum Geosciences Centre, Port Harcourt	Rivers	0	0	0	18	4	22	18	4	22
Linnet Paul Innovation Institute, Etegeye-yenagoa	Bayelsa	80	73	153	60	45	105	140	118	258
Living Spring College of Innovation Technology, Oshogbo	Osun	16	4	20	20	16	36	36	20	56
National Film Institute, Jos	Plateau	22	10	32	23	12	35	45	22	67
Olawoyin Awosika School of Innovation Studies (OASIS), Isheri North	Lagos	10	8	18	14	12	26	24	20	44
Pencil Film and Television Institute (PeFTI), Oshodi	Lagos	68	44	112	69	34	103	137	78	215
Prime Innovation Institute of Technology, Ajah, Lagos	Lagos	0	0	0	15	15	30	15	15	30
Risk Control Academy	Lagos	7	2	9	0	0	0	7	2	9
Rocana Institute of Technology, Enugu	Enugu	46	43	89	4	1	5	50	44	94
School of Banking Honours	Lagos	2	8	10	2	7	9	4	15	19
Skills Innovative Technology	Kano	62	3	65	49	2	51	111	5	116
Southern Nigerian Institute of Innovation Technology, Ifewara, Ile Ife	Osun	43	24	67	46	16	62	89	40	129
St. Winifred Innovative Institute, Human Resources Devt. Ctr., Sango,Ibadan	Oyo	62	33	95	17	9	26	79	42	121
Trizas Institute of Innovation Education	Enugu	0	9	9	1	1	2	1	10	11
United School of Science and Technology	Plateau	41	4	45	16	2	18	57	6	63
Uptonville Oil and Gas Institute	Rivers	3	1	4	18	4	22	21	5	26
Yahaya Hamza Institute of Advanced Studies, Kaduna	Kaduna	10	5	15	13	9	22	23	14	37
Film and Broadcast Academy(faba), Ozoro	Delta	36	40	76	25	39	64	61	79	140
Highland College of Technology & Further Studies, Ibadan	Oyo	42	16	58	22	43	65	64	59	123
Kano Innovative Vocational Technology Institute, Kano	Kano	62	3	65	49	2	51	111	5	116
Toppearl Catering Institute, Port Harcourt	Rivers	3	43	46	0	0	0	3	43	46
Afon Digital Institute, Abuja	FCT	CD	CD	CD	CD	CD	CD	CD	CD	CD
Ambassador College of Mgt and Technology	Rivers	NS	NS	NS	NS	NS	NS	NS	NS	NS
Arewa Paralegal Innovation Ent.	Kaduna	NS	NS	NS	NS	NS	NS	NS	NS	NS
Benson Idahosa School of Basic & Applied Studies, Benin City	Edo	NS	NS	NS	NS	NS	NS	NS	NS	NS
Bonny Vocational Centre, Bonny Island	Rivers	NS	NS	NS	NS	NS	NS	NS	NS	NS
Business Education Examinations Council	Lagos	NS	NS	NS	NS	NS	NS	NS	NS	NS
Certified Institute of Shipping of Nigeria (CISN), Lagos	Lagos	NS	NS	NS	NS	NS	NS	NS	NS	NS
Cherish Enterprise Institute, Batsari	Katsina	NS	NS	NS	NS	NS	NS	NS	NS	NS
Clara School of Media & Performing Arts, Yenogoa	Bayelsa	NS	NS	NS	NS	NS	NS	NS	NS	NS
Comprehensive Institute of Management and Technology, Byazin	FCT	NS	NS	NS	NS	NS	NS	NS	NS	NS
Daibo Paralegal Training Institute, Onikan Lagos	Lagos	CD	CD	CD	CD	CD	CD	CD	CD	CD
Emdee Shipping and Maritime College, Apapa	Lagos	NS	NS	NS	NS	NS	NS	NS	NS	NS
Fame School of Music, Lekki	Lagos	NS	NS	NS	NS	NS	NS	NS	NS	NS
Foundation College of Technology, Ikot Idem, Ikot Ekpene	Akwa Ibom	NS	NS	NS	NS	NS	NS	NS	NS	NS
Innovation Institute of Technology, Kaduna	Kaduna	NS	NS	NS	NS	NS	NS	NS	NS	NS
Izisco Obos Institute of Marine Studies & Technology, Warri	Delta	NS	NS	NS	NS	NS	NS	NS	NS	NS
Karrox/ugri Computer Education and Training Abeokuta Centre	Lagos	NC	NC	NC	NC	NC	NC	NC	NC	NC
Karrox/ugri Computer Education and Training Gbagada Centre	Lagos	NC	NC	NC	NC	NC	NC	NC	NC	NC
Karrox/ugri Computer Education and Training, Ibadan Centre	Oyo	CD	CD	CD	CD	CD	CD	CD	CD	CD
Karrox/ugri Computer Education and Training, Ikeja Centre	Lagos	NC	NC	NC	NC	NC	NC	NC	NC	NC
Karrox/ugri Computer Education and Training, Ogba Centre,	Lagos	NC	NC	NC	NC	NC	NC	NC	NC	NC
Karrox/ugri Computer Education and Training, Surulere Centre	Lagos	CD	CD	CD	CD	CD	CD	CD	CD	CD
Karrox/ugri Computer Education and Training,satellite Centre	Lagos	CD	CD	CD	CD	CD	CD	CD	CD	CD
Ladela Educational Institute (Dreamsville Ltd), Garki,	FCT	NS	NS	NS	NS	NS	NS	NS	NS	NS
Lafenwa Ogun State Ikotun, Lagos	Lagos	NS	NS	NS	NS	NS	NS	NS	NS	NS
Lagos Aviation and Maritime Business (LAMB) Academy, Iyana-paja	Lagos	NS	NS	NS	NS	NS	NS	NS	NS	NS
Lani Stephens Music Institute, Jos	Lagos	NS	NS	NS	NS	NS	NS	NS	NS	NS
Lens School of Management and Technology, Offa	Kwara	NS	NS	NS	NS	NS	NS	NS	NS	NS
Literacy Centre, Aba	Abia	NS	NS	NS	NS	NS	NS	NS	NS	NS
Lufodo Academy of Performing Arts, Ikoyi	Lagos	NS	NS	NS	NS	NS	NS	NS	NS	NS
Marvel Institute of Management & Technology, Kuchikau	Nasarawa	NS	NS	NS	NS	NS	NS	NS	NS	NS
Maurid Institute of Management and Technology, Nasarawa	Nasarawa	NS	NS	NS	NS	NS	NS	NS	NS	NS

Metropolitan Institute of Technology, Benin City	Edo	NS	NS	NS	NS	NS	NS	NS	NS	NS	NS
Naowa Institute of Management and Technology, Asokoro	FCT	NS	NS	NS	NS	NS	NS	NS	NS	NS	NS
National Centre For Women Development (NCWD)	FCT	NC	NC	NC	NC	NC	NC	NC	NC	NC	NC
Niger-Delta Innovation Enterprise Institute, Yenagoa	Bayelsa	NS	NS	NS	NS	NS	NS	NS	NS	NS	NS
NIIT Abeokuta Centre,	Ogun	NC	NC	NC	NC	NC	NC	NC	NC	NC	NC
NIIT Benin Centre	Edo	NC	NC	NC	NC	NC	NC	NC	NC	NC	NC
NIIT Centre, Port-harcourt	Rivers	NC	NC	NC	NC	NC	NC	NC	NC	NC	NC
NIIT Education and Training Centre,	Lagos	NC	NC	NC	NC	NC	NC	NC	NC	NC	NC
NIIT Eket Centre	Akwa Ibom	NC	NC	NC	NC	NC	NC	NC	NC	NC	NC
NIIT Festac Centre, Lagos	Lagos	NC	NC	NC	NC	NC	NC	NC	NC	NC	NC
NIIT Ikeja Centre	Lagos	NC	NC	NC	NC	NC	NC	NC	NC	NC	NC
NIIT Ilorin Centre,	Kwara	NC	NC	NC	NC	NC	NC	NC	NC	NC	NC
NIIT Kaduna Centre,	Kaduna	NC	NC	NC	NC	NC	NC	NC	NC	NC	NC
NIIT Kano Centre	Kano	NC	NC	NC	NC	NC	NC	NC	NC	NC	NC
NIIT Offa Centre	Kwara	NC	NC	NC	NC	NC	NC	NC	NC	NC	NC
NIIT Oshogbo Centre	Osun	NC	NC	NC	NC	NC	NC	NC	NC	NC	NC
NIIT Otta Centre	Ogun	NC	NC	NC	NC	NC	NC	NC	NC	NC	NC
NIIT Owerri Centre	Imo	NC	NC	NC	NC	NC	NC	NC	NC	NC	NC
NIIT Port-harcourt Centre	Rivers	CD	CD	CD	CD	CD	CD	CD	CD	CD	CD
NIIT Surulere Centre, Lagos	Lagos	NC	NC	NC	NC	NC	NC	NC	NC	NC	NC
NIIT Uyo Centre	Akwa Ibom	CD	CD	CD	CD	CD	CD	CD	CD	CD	CD
NIIT Victoria Island Centre	Lagos	NC	NC	NC	NC	NC	NC	NC	NC	NC	NC
NIIT Warri Centre	Delta	NC	NC	NC	NC	NC	NC	NC	NC	NC	NC
NIIT Wuse - Abuja, Centre	FCT	NS	NS	NS	NS	NS	NS	NS	NS	NS	NS
NIIT Yenagoa Centre	Bayelsa	NC	NC	NC	NC	NC	NC	NC	NC	NC	NC
NIIT Zaria Centre	Kaduna	NC	NC	NC	NC	NC	NC	NC	NC	NC	NC
NIIT, Ajah Centre	Lagos	CD	CD	CD	CD	CD	CD	CD	CD	CD	CD
NIIT, Garki Centre,	FCT	NC	NC	NC	NC	NC	NC	NC	NC	NC	NC
NIIT, Gbagada Centre	Lagos	NC	NC	NC	NC	NC	NC	NC	NC	NC	NC
NIIT, Ikorodu Centre	Lagos	NC	NC	NC	NC	NC	NC	NC	NC	NC	NC
Onit Institute of Technology	Anambra	NS	NS	NS	NS	NS	NS	NS	NS	NS	NS
Oseni Elamah ICT Institute, Auchi	Edo	NS	NS	NS	NS	NS	NS	NS	NS	NS	NS
Pan-african Institute of Paralegal Studies Gwarimpa, Abuja	FCT	NS	NS	NS	NS	NS	NS	NS	NS	NS	NS
School of Information and Media Technology (SIMTECH)	Ebonyi	NS	NS	NS	NS	NS	NS	NS	NS	NS	NS
Southern Eastern College For Computer Engineering and Information Technology	Imo	NS	NS	NS	NS	NS	NS	NS	NS	NS	NS
St. Augustine Innovation Enterprise Institution, Ikeja	Lagos	CD	CD	CD	CD	CD	CD	CD	CD	CD	CD
St. Rita Innovative Institute	Anambra	NS	NS	NS	NS	NS	NS	NS	NS	NS	NS
Stars Maritime Academy, Itele, Ayobo-ota Road	Lagos	NS	NS	NS	NS	NS	NS	NS	NS	NS	NS
Teebabs Innovation Institute, Itele-ota	Ogun	NS	NS	NS	NS	NS	NS	NS	NS	NS	NS
Total Human Capital Development Institute,	Lagos	NS	NS	NS	NS	NS	NS	NS	NS	NS	NS
Tower Innovative College, Ibadan	Oyo	NC	NC	NC	NC	NC	NC	NC	NC	NC	NC
<b>Total</b>		<b>1264</b>	<b>651</b>	<b>1915</b>	<b>979</b>	<b>459</b>	<b>1438</b>	<b>2243</b>	<b>1110</b>	<b>3353</b>	

Source: NBTE

**Table 5.3.21 INNOVATION ENTERPRISE INSTITUTION (IEI) ENROLMENT SUMMARY BY INSTITUTIONS: 2014/2015**

Institution	Location	NID 1			NID 2			Total		
		M	F	M+F	M	F	M+F	M	F	M+F
Afrihub ICT Institute	FCT	78	11	89	78	11	89	156	22	178
Ambassador College of Mgt and Technology, Rumuokwurushi	Rivers	10	12	22	0	0	0	10	12	22
Aquatech College of Agriculture and Technology, Ibadan	Oyo	30	31	61	18	13	31	48	44	92
Buckingham Academy of Management and Technology, Ogidi	Anambra	15	15	30	19	10	29	34	25	59
Calvary Foundation Institute of Technology, (CAFITECH) Enugu	Enugu	4	4	8	6	3	9	10	7	17
Centre For Creative Arts Education Port Harcourt	Rivers	16	51	67	0	0	0	16	51	67
City Gate Institute of Innovation and Technology, Ibadan	Oyo	7	1	8	0	0	0	7	1	8
Clara School of Media & Performing Arts, Yenogoa	Bayelsa	1	1	2	0	0	0	1	1	2
Complete Computers and Technology Institute, Benin City	Edo	57	23	80	124	25	149	181	48	229
Dalewares Institute of Technology, Lagos	Lagos	7	7	14	15	14	29	22	21	43
Dialogue Computer Institute, Kaduna Centre, Kaduna	Kaduna	19	9	28	0	0	0	19	9	28
Dialogue Computer Institute, Katsina Study Centre	Katsina	8	1	9	0	0	0	8	1	9
Dots.ICT Institute of Technology, Abeokuta	Ogun	2	2	4	0	1	1	2	3	5
Emdee Shipping and Maritime College, Apapa	Lagos	33	26	59	42	22	64	75	48	123
Environmental Sustainability Thinking and Action Centre (ESTAC), Institute	Enugu	14	0	14	14	0	14	28	0	28
FCFM - Afaka Entrepreneurship Centre, Kaduna	Kaduna	28	18	46	30	12	42	58	30	88
Flyingdove Institute of Information Technology, Central Area	FCT	0	0	0	46	7	53	46	7	53
Gateway Industrial Petrogas Institute, Oni	Ogun	10	0	10	8	0	8	18	0	18
Global Maritime Academy, Oguni-ololmu	Delta	54	10	64	46	7	53	100	17	117
Ifo College of Management & technology, Ifo	Ogun	37	41	78	44	32	76	81	73	154
IMFI-ICT Academy Uyo	Akwa Ibom	20	1	21	1	0	1	21	1	22
Innovation Institute of Information Technology, Akure	Ondo	13	8	21	28	12	40	41	20	61
Institute of Information and Computer Technology, Awgu	Enugu	23	4	27	0	0	0	23	4	27
International Chaplaincy Corps Network (ICCN) Institute of Security Technology	Imo	79	20	99	57	15	72	136	35	171
Kaduna Business School, Kaduna	Kaduna	20	16	36	20	16	36	40	32	72
Laser Petroleum Geosciences Centre, Port Harcourt	Rivers	17	1	18	0	0	0	17	1	18
Living Spring College of Innovation Technology, Oshogbo	Osun	58	8	66	30	24	54	88	32	120
National Film Institute, Jos	Plateau	24	22	46	22	10	32	46	32	78
Pan-african Institute of Paralegal Studies Gwarimpa, Abuja	FCT	6	5	11	7	7	14	13	12	25
Pencil Film and Television Institute (PeFTI), Oshodi	Lagos	95	64	159	68	44	112	163	108	271
Prime Innovation Institute of Technology, Ajah, Lagos	Lagos	5	1	6	15	15	30	20	16	36
Risk Control Academy	Lagos	9	0	9	7	2	9	16	2	18
Rocana Institute of Technology, Enugu	Enugu	47	18	65	53	42	95	100	60	160
School of Banking Honours	Lagos	17	10	27	16	10	26	33	20	53
Skills Innovative Technology	Kano	27	0	27	19	0	19	46	0	46
Southern Nigerian Institute of Innovation Technology, Ifewara, Ile Ife	Osun	70	49	119	43	24	67	113	73	186
St. Rita Innovative Institute	Anambra	1	4	5	0	0	0	1	4	5
St. Winifred Innovative Institute, Human Resources Devt. Ctr., Sango,Ibadan	Oyo	31	20	51	47	29	76	78	49	127
Trizas Institute of Innovation Education	Enugu	1	5	6	0	9	9	1	14	15
United School of Science and Technology	Plateau	56	19	75	18	0	18	74	19	93
Uptonville Oil and Gas Institute	Rivers	22	4	26	0	4	4	22	8	30
Yahaya Hamza Institute of Advanced Studies, Kaduna	Kaduna	24	12	36	10	5	15	34	17	51
Film and Broadcast Academy(faba), Ozoro	Delta	38	42	80	36	40	76	74	82	156
Highland College of Technology & Further Studuies, Ibadan	Oyo	13	10	23	42	16	58	55	26	81
Innovation Institute of Technology, Kaduna	Kaduna	31	5	36	27	5	32	58	10	68
Landmark Academy of Hospitality Management, Port Harcourt	Rivers	0	0	0	0	0	0	0	0	0
Linet Paul Innovative Institute, Yenogoa	Bayelsa	16	3	19	10	3	13	26	6	32
National Centre For Women Development(ncwd), Abuja	FCT	4	89	93	4	61	65	8	150	158
First Mark Innovation School of Technology, Ado-ekiti	Ekiti	16	9	25	12	4	16	28	13	41
Cifman Institute of Technology, Yaba	Lagos	NS	NS	NS	NS	NS	NS	NS	NS	NS
Lufodo Academy of Performing Arts, Ikoyi	Lagos	NC	NC	NC	NC	NC	NC	NC	NC	NC
Olawayin Awosika School of Innovation Studies (OASIS), Isheri North	Lagos	NS	NS	NS	NS	NS	NS	NS	NS	NS
Onit Institute of Technology	Anambra	NS	NS	NS	NS	NS	NS	NS	NS	NS
Total Human Capital Development Institute,	Lagos	NC	NC	NC	NC	NC	NC	NC	NC	NC
Tower Innovative College, Ibadan	Oyo	CD	CD	CD	CD	CD	CD	CD	CD	CD
Afon Digital Institute, Abuja	FCT	CD	CD	CD	CD	CD	CD	CD	CD	CD
Certified Institute of Shipping of Nigeria (CISN), Lagos	Lagos	NS	NS	NS	NS	NS	NS	NS	NS	NS
Lagos City Computer College, Ikeja Lagos	Lagos	NS	NS	NS	NS	NS	NS	NS	NS	NS
Niger-Delta Innovation Enterprise Institute, Yenogoa	Bayelsa	NS	NS	NS	NS	NS	NS	NS	NS	NS
NIIT Wuse - Abuja, Centre	FCT	NC	NC	NC	NC	NC	NC	NC	NC	NC
Arewa Paralegal Innovation Ent.	Kaduna	NS	NS	NS	NS	NS	NS	NS	NS	NS
Karrox/ugri Computer Education and Training Abeokuta Centre	Lagos	NC	NC	NC	NC	NC	NC	NC	NC	NC
Ladela Educational Institute (Dreamsville Ltd), Garki,	FCT	NC	NC	NC	NC	NC	NC	NC	NC	NC
NIIT Offa Centre	Kwara	NC	NC	NC	NC	NC	NC	NC	NC	NC
Daibo Paralegal Training Institute, Onikan Lagos	Lagos	NS	NS	NS	NS	NS	NS	NS	NS	NS
Karrox/ugri Computer Education and Training, Ibadan Centre	Oyo	NC	NC	NC	NC	NC	NC	NC	NC	NC
Karrox/ugri Computer Education and Training, Surulere Centre	Lagos	NC	NC	NC	NC	NC	NC	NC	NC	NC
Karrox/ugri Computer Education and Training,satellite Centre	Lagos	NC	NC	NC	NC	NC	NC	NC	NC	NC
NIIT Port-harcourt Centre	Rivers	NC	NC	NC	NC	NC	NC	NC	NC	NC
NIIT Uyo Centre	Akwa Ibom	NC	NC	NC	NC	NC	NC	NC	NC	NC
NIIT, Ajah Centre	Lagos	NC	NC	NC	NC	NC	NC	NC	NC	NC
St. Augustine Innovation Enterprise Institution, Ikeja	Lagos	NC	NC	NC	NC	NC	NC	NC	NC	NC
Ambassador College Festac, Lagos	Lagos	NS	NS	NS	NS	NS	NS	NS	NS	NS
Benson Idahosa School of Basic & Applied Studies, Benin City	Edo	NS	NS	NS	NS	NS	NS	NS	NS	NS
Bonny Vocational Centre, Bonny Island	Rivers	NS	NS	NS	NS	NS	NS	NS	NS	NS
Business Education Examinations Council	Lagos	NS	NS	NS	NS	NS	NS	NS	NS	NS

Cherish Enterprise Institute, Batsari	Katsina	NS	NS	NS	NS	NS	NS	NS	NS	NS	NS
Comprehensive Institute of Management and Technology, Byazin	FCT	NS	NS	NS	NS	NS	NS	NS	NS	NS	NS
Fame School of Music, Lekki	Lagos	NS	NS	NS	NS	NS	NS	NS	NS	NS	NS
Foundation College of Technology, Ikot Idem, Ikot Ekpene	Akwa Ibom	NS	NS	NS	NS	NS	NS	NS	NS	NS	NS
Izisco Obos Institute of Marine Studies & Technology, Warri	Delta	NS	NS	NS	NS	NS	NS	NS	NS	NS	NS
Karrox/ugri Computer Education and Training Gbagada Centre	Lagos	NC	NC	NC	NC	NC	NC	NC	NC	NC	NC
Karrox/ugri Computer Education and Training, Ikeja Centre	Lagos	NC	NC	NC	NC	NC	NC	NC	NC	NC	NC
Karrox/ugri Computer Education and Training, Ogba Centre,	Lagos	0	NC	NC	NC	NC	NC	NC	NC	NC	NC
Lagos Aviation and Maritime Business (LAMB) Academy, Iyana-paja	Lagos	NS	NS	NS	NS	NS	NS	NS	NS	NS	NS
Lani Stephens Music Institute, Jos	Lagos	CD	CD	CD	CD	CD	CD	CD	CD	CD	CD
Lens School of Management and Technology, Offa	Kwara	NS	NS	NS	NS	NS	NS	NS	NS	NS	NS
Literacy Centre, Aba	Bayelsa	NC	NC	NC	NC	NC	NC	NC	NC	NC	NC
Marvel Institute of Management & Technology, Kuchikau	Nasarawa	NS	NS	NS	NS	NS	NS	NS	NS	NS	NS
Maurid Institute of Management and Technology, Nasarawa	Nasarawa	NS	NS	NS	NS	NS	NS	NS	NS	NS	NS
Metropolitan Institute of Technology, Benin City	Edo	NS	NS	NS	NS	NS	NS	NS	NS	NS	NS
Naowa Institute of Management and Technology, Asokoro	FCT	NS	NS	NS	NS	NS	NS	NS	NS	NS	NS
NIIT Abeokuta Centre,	Ogun	NC	NC	NC	NC	NC	NC	NC	NC	NC	NC
NIIT Benin Centre	Edo	NC	NC	NC	NC	NC	NC	NC	NC	NC	NC
NIIT Centre, Port-harcourt	Rivers	NC	NC	NC	NC	NC	NC	NC	NC	NC	NC
NIIT Education and Training Centre,	Lagos	NC	NC	NC	NC	NC	NC	NC	NC	NC	NC
NIIT Eket Centre	Akwa Ibom	NC	NC	NC	NC	NC	NC	NC	NC	NC	NC
NIIT Festac Centre, Lagos	Lagos	NC	NC	NC	NC	NC	NC	NC	NC	NC	NC
NIIT Ikeja Centre	Lagos	NC	NC	NC	NC	NC	NC	NC	NC	NC	NC
NIIT Ilorin Centre,	Kwara	NC	NC	NC	NC	NC	NC	NC	NC	NC	NC
NIIT Kaduna Centre,	Kaduna	NC	NC	NC	NC	NC	NC	NC	NC	NC	NC
NIIT Kano Centre	Kano	NC	NC	NC	NC	NC	NC	NC	NC	NC	NC
NIIT Oshogbo Centre	Osun	NC	NC	NC	NC	NC	NC	NC	NC	NC	NC
NIIT Otta Centre	Ogun	NC	NC	NC	NC	NC	NC	NC	NC	NC	NC
NIIT Owerri Centre	Imo	NC	NC	NC	NC	NC	NC	NC	NC	NC	NC
NIIT Surulere Centre, Lagos	Lagos	NC	NC	NC	NC	NC	NC	NC	NC	NC	NC
NIIT Victoria Island Centre	Lagos	NC	NC	NC	NC	NC	NC	NC	NC	NC	NC
NIIT Warri Centre	Delta	NC	NC	NC	NC	NC	NC	NC	NC	NC	NC
NIIT Yenagoa Centre	Bayelsa	NC	NC	NC	NC	NC	NC	NC	NC	NC	NC
NIIT Zaria Centre	Kaduna	NC	NC	NC	NC	NC	NC	NC	NC	NC	NC
NIIT, Garki Centre,	FCT	NC	NC	NC	NC	NC	NC	NC	NC	NC	NC
NIIT, Gbagada Centre	Lagos	NC	NC	NC	NC	NC	NC	NC	NC	NC	NC
NIIT, Ikorodu Centre	Lagos	NC	NC	NC	NC	NC	NC	NC	NC	NC	NC
Oseni Elamah ICT Institute, Auchi	Edo	NC	NC	NC	NC	NC	NC	NC	NC	NC	NC
School of Information and Media Technology (SIMTECH)	Ebonyi	NC	NC	NC	NC	NC	NC	NC	NC	NC	NC
Southern Eastern College For Computer Engineering and Information Technology	Imo	NC	NC	NC	NC	NC	NC	NC	NC	NC	NC
Stars Maritime Academy, Itele, Ayobo-ota Road	Lagos	NC	NC	NC	NC	NC	NC	NC	NC	NC	NC
Teebabs Innovation Institute, Itele-ota	Ogun	NS	NS	NS	NS	NS	NS	NS	NS	NS	NS
Umuebe Farm College, Abakaliki	Ebonyi	NS	NS	NS	NS	NS	NS	NS	NS	NS	NS
<b>Total</b>		<b>1213</b>	<b>712</b>	<b>1925</b>	<b>1082</b>	<b>554</b>	<b>1636</b>	<b>2295</b>	<b>1266</b>	<b>3561</b>	

Source: NBTE

**Table 5.3.22 INNOVATION ENTERPRISE INSTITUTION (IEI) ENROLMENT SUMMARY BY PROGRAMS: 2013/2014**

Program	Mode	NID 1			NID 2			Total		
		M	F	M+F	M	F	M+F	M	F	M+F
Agriculture	FT	40	12	52	15	9	24	55	21	76
Art & Industrial Design (photogrammetry)	FT	5	7	12	0	0	0	5	7	12
Banking and Finance	FT	23	13	36	23	13	36	46	26	72
Banking Operations	FT	7	12	19	9	13	22	16	25	41
Banking Operations	PT	5	4	9	7	6	13	12	10	22
Building Technology	FT	31	5	36	42	3	45	73	8	81
Computer Engr Tech	FT	13	8	21	28	12	40	41	20	61
Computer Hardware Engineering Tech.	FT	205	64	269	109	38	147	314	102	416
Computer Maintenance & Gsm Repairs	FT	5	2	7	7	1	8	12	3	15
Computer Software Engineering	FT	261	115	376	186	54	240	447	169	616
Computer Software Engineering	PT	2	1	3	0	0	0	2	1	3
Cosmetology	FT	10	25	35	0	0	0	10	25	35
Early Child Care Education & Management	FT	7	7	14	13	18	31	20	25	45
Early Child Care Education & Management	PT	0	9	9	0	0	0	0	9	9
Film & Television Production	FT	59	15	74	61	22	83	120	37	157
Multimedia	FT	94	95	189	68	73	141	162	168	330
Multimedia	PT	6	14	20	0	0	0	6	14	20
Music Tech.	FT	10	1	11	17	3	20	27	4	31
Networking	FT	43	5	48	39	7	46	82	12	94
Networking & System Security	FT	64	26	90	61	21	82	125	47	172
Paralegal Studies	FT	2	1	3	25	31	56	27	32	59
Performing & Media Arts	FT	41	78	119	14	21	35	55	99	154
Petroleum Geosciences	FT	3	1	4	36	8	44	39	9	48
Security Management & Technology	FT	41	5	46	27	2	29	68	7	75
Shipping Management	FT	28	5	33	28	5	33	56	10	66
Telecommunication Technology	FT	102	18	120	67	15	82	169	33	202
Welding & Fabrication Engr. Tech.	FT	14	1	15	1	0	1	15	1	16
Computer Hardware Engineering Tech.	FT	4	2	6	4	1	5	8	3	11
Computer Software Engineering	FT	12	1	13	4	8	12	16	9	25
Film & Television Production	FT	36	40	76	25	39	64	61	79	140
Hospitality Management	FT	3	43	46	0	0	0	3	43	46
Multimedia	FT	11	11	22	10	19	29	21	30	51
Networking	FT	15	2	17	4	15	19	19	17	36
Telecommunication Technology	FT	62	3	65	49	2	51	111	5	116
<b>Total</b>		<b>1264</b>	<b>651</b>	<b>1915</b>	<b>979</b>	<b>459</b>	<b>1438</b>	<b>2243</b>	<b>1110</b>	<b>3353</b>



Table 5.3.23 INNOVATION ENTERPRISE INSTITUTION ENROLMENT BY PROGRAMS: 2014/2015

Program	Mode	NID 1			NID 2			Total		
		M	F	M+F	M	F	M+F	M	F	M+F
Agricultural Innovation	FT	30	31	61	18	13	31	48	44	92
Agriculture	FT	28	18	46	30	12	42	58	30	88
Art & Industrial Design (photogrammetry)	FT	6	2	8	0	0	0	6	2	8
Art & Industrial Design (photogrammetry)	PT	1	2	3	0	0	0	1	2	3
Banking Operations	FT	37	26	63	36	26	62	73	52	125
Building Technology	FT	14	0	14	14	0	14	28	0	28
Computer Hardware Engineering Tech.	FT	174	48	222	104	38	142	278	86	364
Computer Hardware Engineering Tech.	PT	5	0	5	25	3	28	30	3	33
Computer Software Engineering	FT	285	114	399	260	86	346	545	200	745
Computer Software Engineering	PT	5	1	6	20	11	31	25	12	37
Cosmetology & Beauty Therapy	PT	0	5	5	0	0	0	0	5	5
Cosmetology & Beauty Therapy	FT	1	35	36	0	9	9	1	44	45
Early Child Care Education & Management	FT	4	3	7	3	2	5	7	5	12
Early Child Care Education & Management	PT	1	9	10	0	9	9	1	18	19
Film & Television Production	FT	110	80	190	95	55	150	205	135	340
Hospitality Management	FT	4	64	68	4	52	56	8	116	124
Multimedia	FT	65	73	138	111	98	209	176	171	347
Music Tech.	FT	16	2	18	10	1	11	26	3	29
Networking & System Security	FT	149	47	196	172	49	221	321	96	417
Networking & System Security	PT	0	0	0	7	0	7	7	0	7
Paralegal Studies	FT	26	20	46	9	8	17	35	28	63
Performing & Media Arts	FT	36	72	108	21	38	59	57	110	167
Performing & Media Arts	PT	4	7	11	0	0	0	4	7	11
Petroleum Geosciences	FT	39	5	44	0	4	4	39	9	48
Security Management & Technology	FT	46	4	50	34	4	38	80	8	88
Security Management & Technology	PT	2	1	3	5	1	6	7	2	9
Shipping Management	FT	57	34	91	61	27	88	118	61	179
Telecommunication Technology	FT	58	9	67	34	8	42	92	17	109
Welding and Fabrication	FT	10	0	10	9	0	9	19	0	19
<b>Total</b>		<b>1213</b>	<b>712</b>	<b>1925</b>	<b>1082</b>	<b>554</b>	<b>1636</b>	<b>2295</b>	<b>1266</b>	<b>3561</b>

Table 5.3.24 INNOVATION ENTERPRISE INSTITUTION OUT-TURN SUMMARY BY INSTITUTIONS: 2013/2014

S/No	Institution	Location	NID			Total		
			M	F	M+F	M	F	M+F
1	Afrihub ICT Institute	FCT	12	2	14	12	2	14
2	Ambassador College of Mgt and Technology, Rumuokwurushi	Rivers	29	44	73	29	44	73
3	Buckingham Academy of Management and Technology, Ogidi	Anambra	19	12	31	19	12	31
4	Centre For Creative Arts Education Port Harcourt	Rivers	10	97	107	10	97	107
5	Cifman Institute of Technology, Yaba	Lagos	24	10	34	24	10	34
6	City Gate Institute of Innovation and Technology, Ibadan	Oyo	8	3	11	8	3	11
7	Complete Computers and Technology Institute, Benin City	Edo	90	23	113	90	23	113
8	Dalewares Institute of Technology, Lagos	Lagos	51	19	70	51	19	70
9	Dialogue Computer Institute, Katsina Study Centre	Katsina	9	5	14	9	5	14
10	Environmental Sustainability Thinking and Action Centre (ESTAC), Institute	Enugu	80	5	85	80	5	85
11	Flyingdove Institute of Information Technology, Central Area	FCT	110	9	119	110	9	119
12	Global Maritime Academy, Oguni-ololmu	Delta	38	6	44	38	6	44
13	Highland College of Technology & Further Studies, Ibadan	Oyo	32	8	40	32	8	40
14	Ifo College of Management & Technology, Ifo	Ogun	37	32	69	37	32	69
15	IMFI-ICT Academy Uyo	Akwa Ibom	9	10	19	9	10	19
16	Kaduna Business School, Kaduna	Kaduna	20	6	26	20	6	26
17	Kano Innovative Vocational Technology Institute, Kano	Kano	47	0	47	47	0	47
18	Lagos City Computer College, Ikeja Lagos	Lagos	5	0	5	5	0	5
19	Laser Petroleum Geosciences Centre, Port Harcourt	Rivers	15	4	19	15	4	19
20	Linnet Paul Innovation Institute, Etegwe-Yenagoo	Bayelsa	14	9	23	14	9	23
21	Living Spring College of Innovation Technology, Oshogbo	Osun	38	24	62	38	24	62
22	National Centre For Women Development(ncwd), Abuja	FCT	4	2	6	4	2	6
23	National Film Institute, Jos	Plateau	18	9	27	18	9	27
24	Pencil Film and Television Institute (PeFTI), Oshodi	Lagos	26	20	46	26	20	46
25	Rocana Institute of Technology, Enugu	Enugu	13	16	29	13	16	29

26	School of Banking Honours	Lagos	2	7	9	2	7	9
27	Skills Innovative Technology	Kano	47	0	47	47	0	47
28	Southern Nigerian Institute of Innovation Technology, Ifewara, Ile Ife	Osun	13	3	16	13	3	16
29	St. Winifred Innovative Institute, Human Resources Devt. Ctr., Sango, Ibadan	Oyo	10	8	18	10	8	18
30	Tower Innovative College, Ibadan	Oyo	2	0	2	2	0	2
31	United School of Science and Technology	Plateau	17	1	18	17	1	18
32	Yahaya Hamza Institute of Advanced Studies, Kaduna	Kaduna	15	9	24	15	9	24
33	Afon Digital Institute, Abuja	FCT	CD	CD	CD	CD	CD	CD
34	Ambassador College Festac, Lagos	Lagos	NS	NS	NS	NS	NS	NS
35	Arewa Paralegal Innovation Ent.	Kaduna	NS	NS	NS	NS	NS	NS
36	Benson Idahosa School of Basic & Applied Studies, Benin City	Edo	NS	NS	NS	NS	NS	NS
37	Bonny Vocational Centre, Bonny Island	Rivers	NS	NS	NS	NS	NS	NS
38	Business Education Examinations Council	Lagos	NS	NS	NS	NS	NS	NS
39	Calvary Foundation Institute of Technology, Enugu, Enugu State	Enugu	NS	NS	NS	NS	NS	NS
40	Certified Institute of Shipping of Nigeria (CISN), Lagos	Lagos	NS	NS	NS	NS	NS	NS
41	Cherish Enterprise Institute, Batsari	Katsina	NS	NS	NS	NS	NS	NS
42	Clara School of Media & Performing Arts, Yenogoa	Bayelsa	NS	NS	NS	NS	NS	NS
43	Comprehensive Institute of Management and Technology, Byazin	FCT	NS	NS	NS	NS	NS	NS
44	Daibo Paralegal Training Institute, Onikan Lagos	Lagos	CD	CD	CD	CD	CD	CD
45	Dialogue Computer Institute, Kaduna Centre, Kaduna	Kaduna	NS	NS	NS	NS	NS	NS
46	Dots.ICT Institute of Technology, Abeokuta	Ogun	NS	NS	NS	NS	NS	NS
47	Emdee Shipping and Maritime College, Apapa	Lagos	NS	NS	NS	NS	NS	NS
48	Fame School of Music, Lekki	Lagos	NS	NS	NS	NS	NS	NS
49	FCFM - Afaka Entrepreneurship Centre, Kaduna	Kaduna	NS	NS	NS	NS	NS	NS
50	Film and Broadcast Academy (faba)	Delta	NS	NS	NS	NS	NS	NS
51	First Mark Innovation School of Technology, Ado-ekiti	Ekiti	NS	NS	NS	NS	NS	NS
52	Foundation College of Technology, Ikot Idem, Ikot Ekpene	Akwa Ibom	NS	NS	NS	NS	NS	NS
53	Gateway Industrial Petrogas Institute, Oni	Ogun	NS	NS	NS	NS	NS	NS
54	Innovation Institute of Information Technology, Akure	Ondo	NS	NS	NS	NS	NS	NS
55	Innovation Institute of Technology, Kaduna	Kaduna	NS	NS	NS	NS	NS	NS
56	Institute of Information and Computer Technology, Awgu	Enugu	NS	NS	NS	NS	NS	NS
57	International Chaplaincy Corps Network (ICCN) Institute of Security Technol	Imo	NS	NS	NS	NS	NS	NS
58	Izisco Obos Institute of Marine Studies & Technology, Warri	Delta	NS	NS	NS	NS	NS	NS
59	Karrox/ugrl Computer Education and Training Abeokuta Centre	Ogun	NC	NC	NC	NC	NC	NC
60	Karrox/ugrl Computer Education and Training Gbagada Centre	Lagos	NC	NC	NC	NC	NC	NC
61	Karrox/ugrl Computer Education and Training, Ibadan Centre	Oyo	CD	CD	CD	CD	CD	CD
62	Karrox/ugrl Computer Education and Training, Ikeja Centre	Lagos	NC	NC	NC	NC	NC	NC
63	Karrox/ugrl Computer Education and Training, Ogba Centre,	Lagos	NC	NC	NC	NC	NC	NC
64	Karrox/ugrl Computer Education and Training, Surulere Centre	Lagos	CD	CD	CD	CD	CD	CD
65	Karrox/ugrl Computer Education and Training,satellite Centre	Lagos	CD	CD	CD	CD	CD	CD
66	Ladela Educational Institute (Dreamsville Ltd), Garki,	FCT	NS	NS	NS	NS	NS	NS
67	Lafenwa Ogun State Ikotun, Lagos	Lagos	NS	NS	NS	NS	NS	NS
68	Lagos Aviation and Maritime Business (LAMB) Academy, Iyana-paja	Lagos	NS	NS	NS	NS	NS	NS
69	Lani Stephens Music Institute, Jos	Lagos	NS	NS	NS	NS	NS	NS
70	Lens School of Management and Technology, Offa	Kwara	NS	NS	NS	NS	NS	NS
71	Literacy Centre, Aba	Abia	NS	NS	NS	NS	NS	NS
72	Lufodo Academy of Performing Arts, Ikoyi	Lagos	NS	NS	NS	NS	NS	NS
73	Marvel Institute of Management & Technology, Kuchikau	Nasarawa	NS	NS	NS	NS	NS	NS
74	Maurid Institute of Management and Technology, Nasarawa	Nasarawa	NS	NS	NS	NS	NS	NS
75	Metropolitan Institute of Technology, Benin City	Edo	NS	NS	NS	NS	NS	NS
76	Naowa Institute of Management and Technology, Asokoro	FCT	NS	NS	NS	NS	NS	NS
77	Niger-Delta Innovation Enterprise Institute, Yenagoa	Bayelsa	NS	NS	NS	NS	NS	NS
78	NIIT Abeokuta Centre,	Ogun	NC	NC	NC	NC	NC	NC
79	NIIT Benin Centre	Edo	NC	NC	NC	NC	NC	NC
80	NIIT Centre, Port-harcourt	Rivers	NC	NC	NC	NC	NC	NC
81	NIIT Education and Training Centre,	Lagos	NC	NC	NC	NC	NC	NC
82	NIIT Eket Centre	Akwa Ibom	NC	NC	NC	NC	NC	NC
83	NIIT Festac Centre, Lagos	Lagos	NC	NC	NC	NC	NC	NC
84	NIIT Ikeja Centre	Lagos	NC	NC	NC	NC	NC	NC
85	NIIT Ilorin Centre,	Kwara	NC	NC	NC	NC	NC	NC
86	NIIT Kaduna Centre,	Kaduna	NC	NC	NC	NC	NC	NC
87	NIIT Kano Centre	Kano	NC	NC	NC	NC	NC	NC
88	NIIT Offa Centre	Kwara	NC	NC	NC	NC	NC	NC
89	NIIT Oshogbo Centre	Osun	NC	NC	NC	NC	NC	NC
90	NIIT Otta Centre	Ogun	NC	NC	NC	NC	NC	NC
91	NIIT Owerri Centre	Imo	NC	NC	NC	NC	NC	NC
92	NIIT Port-harcourt Centre	Rivers	CD	CD	CD	CD	CD	CD
93	NIIT Surulere Centre, Lagos	Lagos	NC	NC	NC	NC	NC	NC
94	NIIT Uyo Centre	Akwa Ibom	CD	CD	CD	CD	CD	CD
95	NIIT Victoria Island Centre	Lagos	NC	NC	NC	NC	NC	NC
96	NIIT Warri Centre	Delta	NC	NC	NC	NC	NC	NC
97	NIIT Wuse - Abuja, Centre	FCT	NC	NC	NC	NC	NC	NC
98	NIIT Yenagoa Centre	Bayelsa	NC	NC	NC	NC	NC	NC
99	NIIT Zaria Centre	Kaduna	NC	NC	NC	NC	NC	NC
100	NIIT, Ajah Centre	Lagos	CD	CD	CD	CD	CD	CD
101	NIIT, Garki Centre,	FCT	NC	NC	NC	NC	NC	NC
102	NIIT, Gbagada Centre	Lagos	NC	NC	NC	NC	NC	NC
103	NIIT, Ikorodu Centre	Lagos	NC	NC	NC	NC	NC	NC
104	Olawoyin Awosika School of Innovation Studies (OASIS), Isheri North	Lagos	NS	NS	NS	NS	NS	NS
105	Onit Institute of Technology	Anambra	NS	NS	NS	NS	NS	NS
106	Oseni Elamah ICT Institute, Auchi	Edo	NS	NS	NS	NS	NS	NS
107	Pan-african Institute of Paralegal Studies Gwarimpa, Abuja	FCT	NS	NS	NS	NS	NS	NS

108	Prime Innovation Institute of Technology, Ajah, Lagos	Lagos	NS	NS	NS	NS	NS	NS
109	Risk Control Academy	Lagos	NS	NS	NS	NS	NS	NS
110	School of Information and Media Technology (SIMTECH)	Ebonyi	NS	NS	NS	NS	NS	NS
111	Southern Eastern College For Computer Engineering and Information Technology	Imo	NS	NS	NS	NS	NS	NS
112	St. Augustine Innovation Enterprise Institution, Ikeja	Lagos	CD	CD	CD	CD	CD	CD
113	St. Rita Innovative Institute	Anambra	NS	NS	NS	NS	NS	NS
114	Stars Maritime Academy, Itele, Ayobo-ota Road	Lagos	NS	NS	NS	NS	NS	NS
115	Teebabs Innovation Institute, Itele-ota	Ogun	NS	NS	NS	NS	NS	NS
116	Total Human Capital Development Institute,	Lagos	NS	NS	NS	NS	NS	NS
117	Trizas Institute of Innovation Education	Enugu	NS	NS	NS	NS	NS	NS
118	Uptonville Oil and Gas Institute	Rivers	NS	NS	NS	NS	NS	NS
<b>Total</b>			<b>864</b>	<b>403</b>	<b>1267</b>	<b>864</b>	<b>403</b>	<b>1267</b>

**Table 5.3.25 INNOVATION ENTERPRISE INSTITUTION (IEI) OUT-TURN SUMMARY BY INSTITUTIONS: 2014/2015**

S/No	Institution	Location	NID			Total		
			M	F	M+F	M	F	M+F
1	Afrihub ICT Institute	FCT	78	11	89	78	11	89
2	Ambassador College of Mgt and Technology, Rumuokwurushi	Rivers	12	9	21	12	9	21
3	Calvary Foundation Institute of Technology, (CAFITECH) Enugu	Enugu	5	4	9	5	4	9
4	Centre For Creative Arts Education Port Harcourt	Rivers	8	30	38	8	30	38
5	City Gate Institute of Innovation and Technology, Ibadan	Oyo	6	2	8	6	2	8
6	Complete Computers and Technology Institute, Benin City	Edo	92	25	117	92	25	117
7	Dalewares Institute of Technology, Lagos	Lagos	28	19	47	28	19	47
8	Emdee Shipping and Maritime College, Apapa	Lagos	20	28	48	20	28	48
9	Environmental Sustainability Thinking and Action Centre (ESTAC), Institute	Enugu	28	0	28	28	0	28
10	Flyingdove Institute of Information Technology, Central Area	FCT	54	3	57	54	3	57
11	Gateway Industrial Petrogas Institute, Oni	Ogun	8	0	8	8	0	8
12	Global Maritime Academy, Oguni-olomu	Delta	26	4	30	26	4	30
13	Highland College of Technology & Further Studieis, Ibadan	Oyo	22	43	65	22	43	65
14	Ifo College of Management & technology, Ifo	Ogun	43	23	66	43	23	66
15	Innovation Institute of Technology, Kaduna	Kaduna	52	8	60	52	8	60
16	Laser Petroleum Geosciences Centre, Port Harcourt	Rivers	18	4	22	18	4	22
17	Living Spring College of Innovation Technology, Oshogbo	Osun	30	24	54	30	24	54
18	National Centre For Women Development(ncwd), Abuja	FCT	8	150	158	8	150	158
19	National Film Institute, Jos	Plateau	23	21	44	23	21	44
20	Pan-african Institute of Paralegal Studies Gwarimpa, Abuja	FCT	15	12	27	15	12	27
21	Pencil Film and Television Institute (PeFTI), Oshodi	Lagos	29	21	50	29	21	50
22	School of Banking Honours	Lagos	12	9	21	12	9	21
23	Southern Nigerian Institute of Innovation Technology, Ifewara, Ile Ife	Osun	28	12	40	28	12	40
24	St. Winifred Innovative Institute, Human Resources Devt. Ctr., Sango,Ibadan	Oyo	35	22	57	35	22	57
25	Trizas Institute of Innovation Education	Enugu	1	1	2	1	1	2
26	United School of Science and Technology	Plateau	15	2	17	15	2	17
27	Yahaya Hamza Institute of Advanced Studies, Kaduna	Kaduna	10	5	15	10	5	15
28	Buckingham Academy of Management and Technology, Ogidi	Anambra	NS	NS	NS	NS	NS	NS
29	Cifman Institute of Technology, Yaba	Lagos	NS	NS	NS	NS	NS	NS
30	Dialogue Computer Institute, Kaduna Centre, Kaduna	Kaduna	NS	NS	NS	NS	NS	NS
31	Dialogue Computer Institute, Katsina Study Centre	Katsina	NS	NS	NS	NS	NS	NS
32	Dots.ICT Institute of Technology, Abeokuta	Ogun	NS	NS	NS	NS	NS	NS
33	IMFI-ICT Academy Uyo	Akwa Ibom	NS	NS	NS	NS	NS	NS
34	Innovation Institute of Information Technology, Akure	Ondo	NS	NS	NS	NS	NS	NS
35	International Chaplaincy Corps Network (ICCN) Institute of Security Technology	Imo	NS	NS	NS	NS	NS	NS
36	Kaduna Business School, Kaduna	Kaduna	NS	NS	NS	NS	NS	NS
37	Lufodo Academy of Performing Arts, Ikoyi	Lagos	NC	NC	NC	NC	NC	NC
38	Olawayin Awosika School of Innovation Studies (OASIS), Isheri North	Lagos	NS	NS	NS	NS	NS	NS
39	Onit Institute of Technology	Anambra	NS	NS	NS	NS	NS	NS
40	Prime Innovation Institute of Technology, Ajah, Lagos	Lagos	NS	NS	NS	NS	NS	NS
41	Risk Control Academy	Lagos	NS	NS	NS	NS	NS	NS
42	Rocana Institute of Technology, Enugu	Enugu	NS	NS	NS	NS	NS	NS
43	Skills Innovative Technology	Kano	NS	NS	NS	NS	NS	NS
44	St. Rita Innovative Institute	Anambra	NS	NS	NS	NS	NS	NS
45	Total Human Capital Development Institute,	Lagos	NC	NC	NC	NC	NC	NC
46	Tower Innovative College, Ibadan	Oyo	CD	CD	CD	CD	CD	CD
47	Uptonville Oil and Gas Institute	Rivers	NS	NS	NS	NS	NS	NS
48	Certified Institute of Shipping of Nigeria (CISN), Lagos	Lagos	NS	NS	NS	NS	NS	NS
49	Lagos City Computer College, Ikeja Lagos	Lagos	NS	NS	NS	NS	NS	NS
50	Niger-Delta Innovation Enterprise Institute, Yenagoa	Bayelsa	NS	NS	NS	NS	NS	NS
51	NIIT Wuse - Abuja, Centre	FCT	NC	NC	NC	NC	NC	NC
52	Arewa Paralegal Innovation Ent.	Kaduna	NS	NS	NS	NS	NS	NS
53	FCFM - Afaka Entrepreneurship Centre, Kaduna	Kaduna	NS	NS	NS	NS	NS	NS
54	Karrox/ugrl Computer Education and Training Abeokuta Centre	Lagos	NC	NC	NC	NC	NC	NC
55	Ladela Educational Institute (Dreamsville Ltd), Garki,	FCT	NC	NC	NC	NC	NC	NC
56	NIIT Offa Centre	Kwara	NC	NC	NC	NC	NC	NC
57	Afon Digital Institute, Abuja	FCT	CD	CD	CD	CD	CD	CD
58	Daibo Paralegal Training Institute, Onikan Lagos	Lagos	NC	NC	NC	NC	NC	NC
59	Karrox/ugrl Computer Education and Training, Ibadan Centre	Oyo	NC	NC	NC	NC	NC	NC
60	Karrox/ugrl Computer Education and Training, Surulere Centre	Lagos	NC	NC	NC	NC	NC	NC
61	Karrox/ugrl Computer Education and Training, satellite Centre	Lagos	NC	NC	NC	NC	NC	NC
62	NIIT Port-harcourt Centre	Rivers	NC	NC	NC	NC	NC	NC
63	NIIT Uyo Centre	Akwa Ibom	NC	NC	NC	NC	NC	NC
64	NIIT, Ajah Centre	Lagos	NC	NC	NC	NC	NC	NC
65	St. Augustine Innovation Enterprise Institution, Ikeja	Lagos	NC	NC	NC	NC	NC	NC
66	Ambassador College Festac, Lagos	Lagos	NS	NS	NS	NS	NS	NS
67	Benson Idahosa School of Basic & Applied Studies, Benin City	Edo	NS	NS	NS	NS	NS	NS
68	Bonny Vocational Centre, Bonny Island	Rivers	NS	NS	NS	NS	NS	NS

69	Business Education Examinations Council	Lagos	NC	NC	NC	NC	NC	NC
70	Cherish Enterprise Institute, Batsari	Katsina	NS	NS	NS	NS	NS	NS
71	Fame School of Music, Lekki	Lagos	NS	NS	NS	NS	NS	NS
72	Film and Broadcast Academy (faba)	Delta	NS	NS	NS	NS	NS	NS
73	First Mark Innovation School of Technology, Ado-ekiti	Ekiti	NS	NS	NS	NS	NS	NS
74	Institute of Information and Computer Technology, Awgu	Enugu	NE	NE	NE	NE	NE	NE
75	Karrox/ugri Computer Education and Training Gbagada Centre	Lagos	NC	NC	NC	NC	NC	NC
76	Karrox/ugri Computer Education and Training, Ikeja Centre	Lagos	NC	NC	NC	NC	NC	NC
77	Karrox/ugri Computer Education and Training, Ogba Centre,	Lagos	NC	NC	NC	NC	NC	NC
78	Lagos Aviation and Maritime Business (LAMB) Academy, Iyana-paja	Lagos	NS	NS	NS	NS	NS	NS
79	Lani Stephens Music Institute, Jos	Lagos	ND	ND	ND	ND	ND	ND
80	Linnet Paul Innovation Institute, Etege-we-yenagoa	Bayelsa	NS	NS	NS	NS	NS	NS
81	Literacy Centre, Aba	Bayelsa	NC	NC	NC	NC	NC	NC
82	Maurid Institute of Management and Technology, Nasarawa	Nasarawa	NS	NS	NS	NS	NS	NS
83	Metropolitan Institute of Technology, Benin City	Edo	NS	NS	NS	NS	NS	NS
84	NIIT Abeokuta Centre,	Ogun	NC	NC	NC	NC	NC	NC
85	NIIT Benin Centre	Edo	NC	NC	NC	NC	NC	NC
86	NIIT Centre, Port-harcourt	Rivers	NC	NC	NC	NC	NC	NC
87	NIIT Education and Training Centre,	Lagos	NC	NC	NC	NC	NC	NC
88	NIIT Eket Centre	Akwa Ibom	NC	NC	NC	NC	NC	NC
89	NIIT Festac Centre, Lagos	Lagos	NC	NC	NC	NC	NC	NC
90	NIIT Ikeja Centre	Lagos	NC	NC	NC	NC	NC	NC
91	NIIT Ilorin Centre,	Kwara	NC	NC	NC	NC	NC	NC
92	NIIT Kaduna Centre,	Kaduna	NC	NC	NC	NC	NC	NC
93	NIIT Kano Centre	Kano	NC	NC	NC	NC	NC	NC
94	NIIT Oshogbo Centre	Osun	NC	NC	NC	NC	NC	NC
95	NIIT Otta Centre	Ogun	NC	NC	NC	NC	NC	NC
96	NIIT Owerri Centre	Imo	NC	NC	NC	NC	NC	NC
97	NIIT Surulere Centre, Lagos	Lagos	NC	NC	NC	NC	NC	NC
98	NIIT Victoria Island Centre	Lagos	NC	NC	NC	NC	NC	NC
99	NIIT Warri Centre	Delta	NC	NC	NC	NC	NC	NC
100	NIIT Yenagoa Centre	Bayelsa	NC	NC	NC	NC	NC	NC
101	NIIT Zaria Centre	Kaduna	NC	NC	NC	NC	NC	NC
102	NIIT, Garki Centre,	FCT	NC	NC	NC	NC	NC	NC
103	NIIT, Gbagada Centre	Lagos	NC	NC	NC	NC	NC	NC
104	NIIT, Ikorodu Centre	Lagos	NC	NC	NC	NC	NC	NC
105	Oseni Elamah ICT Institute, Auchi	Edo	NC	NC	NC	NC	NC	NC
106	School of Information and Media Technology (SIMTECH)	Ebonyi	NC	NC	NC	NC	NC	NC
107	Southern Eastern College For Computer Engineering and Information Technology	Imo	NC	NC	NC	NC	NC	NC
108	Stars Maritime Academy, Itele, Ayobo-ota Road	Lagos	NC	NC	NC	NC	NC	NC
109	Umuebe Farm College, Abakaliki	Ebonyi	NS	NS	NS	NS	NS	NS
<b>Total</b>			<b>706</b>	<b>492</b>	<b>1198</b>	<b>706</b>	<b>492</b>	<b>1198</b>

Source: NBTE

Table 5.3.26 INNOVATION ENTERPRISE INSTITUTION (IEI) OUT-TURN SUMMARY BY PROGRAMS: 2013/2014

S/No	Program	Mode	NID			Total		
			M	F	M+F	M	F	M+F
1	Art & Industrial Design (photogrammetry)	FT	0	12	12	0	12	12
2	Banking Operations	FT	22	13	35	22	13	35
3	Building Technology	FT	42	3	45	42	3	45
4	Building Technology	PT	38	2	40	38	2	40
5	Computer Hardware Engineering Tech.	FT	119	34	153	119	34	153
6	Computer Maintenance & Gsm Repairs	FT	13	6	19	13	6	19
7	Computer Software Engineering	FT	202	60	262	202	60	262
8	Cosmetology	FT	0	35	35	0	35	35
9	Early Child Care Education & Management	FT	12	17	29	12	17	29
10	Film & Television Production	FT	31	11	42	31	11	42
11	Multimedia	FT	68	61	129	68	61	129
12	Music Tech.	FT	5	0	5	5	0	5
13	Networking	FT	58	14	72	58	14	72
14	Networking & System Security	FT	63	23	86	63	23	86
15	Paralegal Studies	FT	25	31	56	25	31	56
16	Performing & Media Arts	FT	18	68	86	18	68	86
17	Petroleum Geosciences	FT	15	4	19	15	4	19
18	Security Management & Technology	FT	17	1	18	17	1	18
19	Shipping Management	FT	21	5	26	21	5	26
20	Telecommunication Technology	FT	95	3	98	95	3	98
<b>Total</b>			<b>864</b>	<b>403</b>	<b>1267</b>	<b>864</b>	<b>403</b>	<b>1267</b>

Source: NBTE

**Table 5.3.27 INNOVATION ENTERPRISE INSTITUTION (IEI) OUT-TURN SUMMARY BY PROGRAMS: 2014/2015**

S/No	Program	Mode	NID			Total		
			M	F	M+F	M	F	M+F
1	Banking Operations	FT	12	9	21	12	9	21
2	Building Technology	FT	14	0	14	14	0	14
3	Building Technology	PT	14	0	14	14	0	14
4	Computer Hardware Engineering Tech.	FT	99	29	128	99	29	128
5	Computer Software Engineering	FT	186	39	225	186	39	225
6	Cosmetology & Beauty Therapy	FT	0	34	34	0	34	34
7	Early Child Care Education & Management	FT	4	3	7	4	3	7
8	Film & Television Production	FT	41	28	69	41	28	69
9	Hospitality Management	FT	8	116	124	8	116	124
10	Multimedia	FT	69	69	138	69	69	138
11	Music Tech.	FT	7	1	8	7	1	8
12	Networking	FT	39	7	46	39	7	46
13	Networking & System Security	FT	81	47	128	81	47	128
14	Paralegal Studies	FT	29	22	51	29	22	51
15	Performing & Media Arts	FT	12	43	55	12	43	55
16	Petroleum Geosciences	FT	18	4	22	18	4	22
17	Security Management & Technology	FT	7	2	9	7	2	9
18	Shipping Management	FT	39	30	69	39	30	69
19	Telecommunication Technology	FT	18	9	27	18	9	27
20	Welding and Fabrication	FT	9	0	9	9	0	9
<b>Total</b>			<b>706</b>	<b>492</b>	<b>1198</b>	<b>706</b>	<b>492</b>	<b>1198</b>

**Table 5.3.28 INNOVATION ENTERPRISE INSTITUTION ACADEMIC STAFF SUMMARY BY INSTITUTION: 2014/2015**

Institution	Location	HND		Bachelors		PGD		Masters		PhD		Total		
		M	F	M	F	M	F	M	F	M	F	M	F	M+F
Afrihub ICT Institute	FCT	4	1	3	2	0	0	4	2	0	0	11	5	16
Aquatech College of Agriculture and Technology, Ibadan	Oyo	0	0	6	1	0	0	1	0	0	0	7	1	8
Buckingham Academy of Management and Technology, Ogidi	Anambere	2	0	5	0	0	0	5	0	0	0	12	0	12
Centre For Creative Arts Education Port Harcourt	Rivers	1	0	0	2	0	0	6	1	2	0	9	3	12
City Gate Institute of Innovation and Technology, Ibadan	Oyo	3	0	0	4	0	0	4	1	4	0	11	5	16
Complete Computers and Technology Institute, Benin City	Edo	0	0	13	0	0	0	3	0	0	0	16	0	16
Dialogue Computer Institute, Kaduna Centre, Kaduna	Kaduna	1	0	6	1	0	0	6	1	0	0	13	2	15
Dialogue Computer Institute, Katsina Study Centre	Katsina	9	0	9	6	0	0	54	21	0	0	72	27	99
Emdee Shipping and Maritime College, Apapa	Lagos	3	0	13	2	0	0	9	1	0	0	25	3	28
Environmental Sustainability Thinking and Action Centre (ESTAC), Institute	Enugu	4	0	0	0	0	0	3	1	0	0	7	1	8
FCFM - Afaka Entrepreneurship Centre, Kaduna	Kaduna	6	6	3	1	0	0	5	2	2	0	16	9	25
Flyingdove Institute of Information Technology, Central Area	FCT	3	0	13	1	0	0	1	1	0	0	17	2	19
Gateway Industrial Petrogas Institute, Oni	Ogun	10	1	3	0	0	0	4	0	0	0	17	1	18
Global Maritime Academy, Ogoni-ololmu	Delta	4	0	9	1	0	0	3	0	2	0	18	1	19
Ifo College of Management & Technology, Ifo	Ogun	11	2	7	7	0	0	7	0	0	0	25	9	34
Innovation Institute of Information Technology, Akure	Ondo	2	1	2	2	0	0	0	0	0	0	4	3	7
Innovation Institute of Technology, Kaduna	Kaduna	13	0	16	5	0	0	4	1	0	1	33	7	40
Institute of Information and Computer Technology, Awgu	Enugu	5	0	8	2	0	0	10	2	0	1	23	5	28
International Chaplaincy Corps Network (ICCN) Institute of Security Technology	Imo	3	0	5	0	0	0	12	2	0	0	20	2	22
Laser Petroleum Geosciences Centre, Port Harcourt	Rivers	0	0	9	9	0	0	11	2	13	1	33	12	45
Living Spring College of Innovation Technology, Oshogbo	Osun	11	0	12	0	0	0	1	1	0	0	24	1	25
National Film Institute, Jos	Plateau	0	0	2	2	0	0	11	8	0	0	13	10	23
Pan-african Institute of Paralegal Studies Gwarimpa, Abuja	FCT	0	0	4	0	0	0	2	0	0	0	6	0	6
Prime Innovation Institute of Technology, Ajah, Lagos	Lagos	9	1	6	2	0	0	2	0	0	0	17	3	20
Risk Control Academy	Lagos	0	0	0	0	0	0	10	2	0	0	10	2	12
Rocana Institute of Technology, Enugu	Enugu	2	0	7	11	0	0	5	2	0	0	14	13	27
School of Banking Honours	Lagos	0	0	4	0	0	0	5	1	0	0	9	1	10
Skills Innovative Technology	Kano	5	0	3	0	0	0	5	0	0	0	13	0	13
St. Rita Innovative Institute	Anambere	0	0	3	0	0	0	1	2	0	3	4	5	9
St. Winifred Innovative Institute, Human Resources Devt. Ctr., Sango,Ibadan	Oyo	22	23	22	22	0	0	23	22	0	0	67	67	134
Trizas Institute of Innovation Education	Enugu	0	0	0	1	0	0	1	1	0	5	1	7	8
United School of Science and Technology	Plateau	2	8	9	4	0	0	7	1	0	0	18	13	31
Uptonville Oil and Gas Institute	Rivers	9	1	6	2	0	0	1	0	0	0	16	3	19
Yahaya Hamza Institute of Advanced Studies, Kaduna	Kaduna	4	0	12	10	0	0	2	2	0	0	18	12	30
<b>Total</b>		<b>148</b>	<b>44</b>	<b>220</b>	<b>100</b>	<b>0</b>	<b>0</b>	<b>228</b>	<b>80</b>	<b>23</b>	<b>11</b>	<b>619</b>	<b>235</b>	<b>854</b>

Source: NBTE

**Table 5.3.29 INNOVATION ENTERPRISE INSTITUTION (IEI) TEACHING STAFF SUMMARY BY INSTITUTION: 2013/2014**

Institution	Location	HND		Bachelors		PGD		Masters		PhD		Total		
		M	F	M	F	M	F	M	F	M	F	M	F	M+F
Buckingham Academy of Management and Technology, Ogidi	Anambra	1	0	1	0	0	0	3	5	0	0	5	5	10
Centre For Creative Arts Education Port Harcourt	Rivers	2	0	2	0	0	0	7	4	2	2	13	6	19
Cifman Institute of Technology, Yaba	Lagos	11	0	10	5	0	0	19	2	2	0	42	7	49
Complete Computers and Technology Institute, Benin City	Edo	0	0	13	3	0	0	4	3	0	0	17	6	23
Dialogue Computer Institute, Katsina Study Centre	Katsina	9	0	11	8	0	0	42	17	0	0	62	25	87
Environmental Sustainability Thinking and Action Centre (ESTAC), Institute	Enugu	5	0	3	1	0	0	6	1	0	0	14	2	16
FCFM - Afaka Entrepreneurship Centre, Kaduna	Kaduna	6	6	3	1	0	0	4	2	1	0	14	9	23
First Mark Innovation School of Technology, Ado-ekiti	Ekiti	5	0	9	1	0	0	3	0	0	0	17	1	18
Flyingdove Institute of Information Technology, Central Area	Fct	3	0	13	1	0	0	1	1	0	0	17	2	19
Gateway Industrial Petrogas Institute, Oni	Ogun	6	0	2	0	0	0	3	0	0	0	11	0	11
Global Maritime Academy, Ogoni-ololmu	Delta	5	0	10	2	0	0	6	1	1	0	22	3	25
Ifo College of Management & technology, Ifo	Ogun	11	3	7	6	0	0	7	0	0	0	25	9	34
IMFI-ICT Academy Uyo	Akwa Ibom	0	4	11	4	0	0	9	3	0	0	20	11	31
Innovation Institute of Information Technology, Akure	Ondo	2	1	2	2	0	0	0	0	0	0	4	3	7
International Chaplaincy Corps Network (ICCN) Institute of Security Technology	Imo	3	0	6	0	0	0	13	4	0	0	22	4	26
Kaduna Business School, Kaduna	Kaduna	0	0	8	1	0	0	16	2	0	0	24	3	27
Lagos City Computer College, Ikeja Lagos	Lagos	6	0	6	0	0	0	4	0	0	0	16	0	16
Laser Petroleum Geosciences Centre, Port Harcourt	Rivers	0	0	7	10	0	0	11	4	13	1	31	15	46
Living Spring College of Innovation Technology, Oshogbo	Osun	10	0	8	0	0	0	2	0	0	0	20	0	20
National Centre For Women Development (NCWD)	Fct	1	0	3	1	0	0	2	0	0	0	6	1	7
National Film Institute, Jos	Plateau	1	0	2	2	0	0	8	6	0	0	11	8	19
Olawoyin Awosika School of Innovation Studies (OASIS), Isheri North	Lagos	0	1	11	5	0	0	1	0	1	1	13	7	20
Prime Innovation Institute of Technology, Ajah, Lagos	Lagos	9	1	6	2	0	0	1	0	0	0	16	3	19
Risk Control Academy	Lagos	0	0	0	0	0	0	10	2	0	0	10	2	12
School of Banking Honours	Lagos	0	0	3	1	0	0	4	3	0	0	7	4	11
Tower Innovative College, Ibadan	Oyo	1	0	0	0	0	0	0	0	0	0	1	0	1
Trizas Institute of Innovation Education	Enugu	0	0	0	1	0	0	1	3	0	3	1	7	8
United School of Science and Technology	Plateau	0	8	10	6	0	0	5	1	0	0	15	15	30
Uptonville Oil and Gas Institute	Rivers	0	0	4	3	0	0	3	1	0	0	7	4	11
<b>Total</b>		<b>97</b>	<b>24</b>	<b>171</b>	<b>66</b>	<b>0</b>	<b>0</b>	<b>195</b>	<b>65</b>	<b>20</b>	<b>7</b>	<b>483</b>	<b>162</b>	<b>645</b>

Source: NBTE

## 5.4 COLLEGES OF EDUCATION

The National Commission for Colleges of Education (NCCE) is prominently concerned with the regulations on the operation of educational institutions at States and Federal levels including private institutions for the production of qualify teachers with the National Certificate of Education (NCE). The out-turn of teachers are especially for the basic level of education (Pre-primary, Primary and Junior Secondary schools) and in some cases the Senior Secondary Schools.

### 5.4.0 ENROLMENT IN COLLEGES OF EDUCATION

Table 5.4.1 SUMMARY OF STUDENT ENROLMENT BY LEVEL AND GENDER; 2013/2014 - 2014/2015

Year	No. of Institutions	NCE 1		NCE 2		NCE 3		Total		
		M	F	M	F	M	F	M	F	M+F
2013/2014	123	78373	68417	62984	53161	53662	53929	195019	175507	370526
2014/2015	129	68811	58503	72208	64838	58792	52097	199811	175438	375249

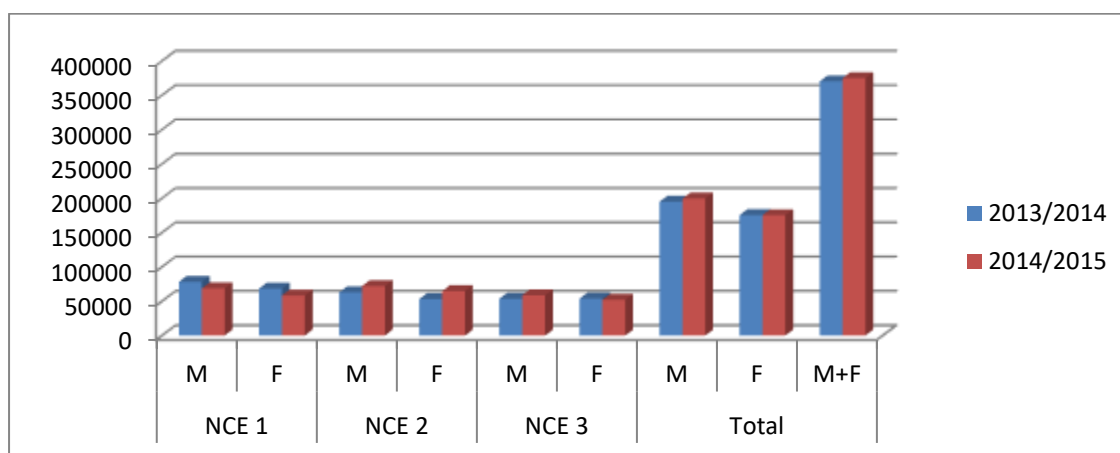


Fig 5.4.1 SUMMARY OF STUDENT ENROLMENT BY LEVEL AND GENDER; 2013/2014 - 2014/2015

Table 5.4.2 Colleges of Education Enrolment by Level and Gender: 2013/2014

COLLEGE	NCE I		NCE II		NCE III		TOTAL		% F
	M+F	F	M+F	F	M+F	F	M+F	F	
FED. COLLEGE OF EDUC., ABEOKUTA	2202	1439	2001	1353	1796	1199	5999	3991	67
FED. COLLEGE OF EDUC., (T) AKOKA	766	505	862	560	804	543	2432	1608	66
FED. COLLEGE OF EDUC., (T) ASABA	754	624	574	456	1117	896	2445	1976	81
FED. COLLEGE OF EDUC., (T) BICHI	3046	450	3119	637	4125	1060	10290	2147	21
FED. COLLEGE OF EDUC., EHA-AMUFU	1220	999	1231	1040	850	697	3301	2736	83
FED. COLLEGE OF EDUC., (T) GOMBE	2387	917	1916	700	2176	814	6479	2431	38
FED. COLLEGE OF EDUC., (T) GUSAU	1289	1289	431	431	1654	1654	3374	3374	100
FED. COLLEGE OF EDUC., KANO	2407	857	1489	549	1832	735	5728	2141	37
FED. COLLEGE OF EDUC., KATSINA	1743	442	1293	444	1477	603	4513	1489	33
FED. COLLEGE OF EDUC., KONTAGORA	0	0	836	362	1282	551	2118	913	43
FED. COLLEGE OF EDUC., OBUDU	1862	855	1731	928	1366	770	4959	2553	51
FED. COLLEGE OF EDUC., OKENE	1867	1157	971	603	1645	1101	4483	2861	64
FED. COLLEGE OF EDUC., (T) OMOKU	4274	2312	3881	1998	3706	2023	11861	6333	53
ADEYEMI COLLEGE OF EDUC., ONDO	0	0	2807	1647	1690	1025	4497	2672	59
FED. COLLEGE OF EDUC., (SP) OYO	2985	1870	1945	1258	1839	1220	6769	4348	64
FED. COLLEGE OF EDUC., PANKSHIN	3166	1554	1961	957	2620	1309	7747	3820	49
FED. COLLEGE OF EDUC., (T) POTISKUM	979	230	900	377	1173	415	3052	1022	33
FED. COLLEGE OF EDUC., (T) UMUNZE	1344	1098	939	788	555	478	2838	2364	83
FED. COLLEGE OF EDUC., YOLA	2025	1017	1889	926	1819	830	5733	2773	48
FED. COLLEGE OF EDUC., ZARIA	4402	2045	3090	1384	1886	858	9378	4287	46
AICOLLEGE OF EDUC., OWERRI	1605	1269	734	580	700	540	3039	2389	79
COLLEGE OF EDUC., AFAHA-N/AIT	1873	1386	1180	854	1031	755	4084	2995	73
COLLEGE OF EDUC., AGBOR	1243	839	1541	1115	2129	1709	4913	3663	75
COLLEGE OF EDUC., AKAMKPA	2801	1696	1993	1102	1742	998	6536	3796	58
COLLEGE OF EDUC., AKWANGA	4634	1656	2442	885	2325	940	9401	3481	37
COLLEGE OF EDUC., ANKPA	1751	881	999	581	1009	546	3759	2008	53
COLLEGE OF EDUC., ARGUNGU							0	0	
COLLEGE OF EDUC., (T) AROCHUKWU	225	149	217	148	288	201	730	498	68
COLLEGE OF EDUC., AZARE	2853	797	2790	837	1139	358	6782	1992	29
UIECST BAMA							0	0	
YBU COLLEGE OF EDUC., DAURA							0	0	
IK COLLEGE OF EDUC., DUTSIN-MA	1532	555	1118	284	1308	279	3958	1118	28
COLLEGE OF EDUC., EKIADOLOR	2057	1424	2234	1555	1902	1280	6193	4259	69
ESCOLLEGE OF EDUC., ENUGU	3090	2804	265	224	470	382	3825	3410	89
MOCOPED EPE							0	0	
COLLEGE OF EDUC., GASHUA	2327	552	1422	246	643	175	4392	973	22
COLLEGE OF EDUC., GIDAN WAYA	2617	1248	1586	672	1605	721	5808	2641	45
COLLEGE OF EDUC., GINDIRI	1464	482	1473	475	1061	497	3998	1454	36
COLLEGE OF EDUC., GUMEL	4668	661	5211	716	2661	400	12540	1777	14
COLLEGE OF EDUC., HONG	3431	1172	3007	1071	1576	601	8014	2844	35
TASCE IJEBU - OMU	1190	804	1068	708	948	626	3206	2138	67
COLLEGE OF EDUC., IKERE-EKITI	1979	1429	1837	1236	1807	1280	5623	3945	70
COLLEGE OF EDUC., ILA-ORANGUN	2609	1621	3403	2081	4875	2978	10887	6680	61
COLLEGE OF EDUC., ILESHA	2690	1704	971	620	867	511	4528	2835	63
ESCOLLEGE OF EDUC., IKWO	702	392	616	338	635	370	1953	1100	56
COLLEGE OF EDUC., ILORIN	3372	1636	2283	1416	1541	910	7196	3962	55
COLLEGE OF EDUC., IGUEBEN	469	320	429	295	453	338	1351	953	71
COLLEGE OF EDUC., ZING					3168	1278	3168	1278	40
COLLEGE OF EDUC., (T) KABBA	69	31	102	51			171	82	48
COLLEGE OF EDUC., KATSINA-ALA	4454	1840	2617	1191	4104	1891	11175	4922	44
SRCOLLEGE OF EDUC., KUMBOTSO	9424	2892	7303	2249	6289	2202	23016	7343	32
COLLEGE OF EDUC., (T) LAFIAGI							0	0	
KICOLLEGE OF EDUC., MAIDUGURI	1012	626	790	445	751	412	2553	1483	58
MOGOLIS MAIDUGURI	426	211	218	118	327	172	971	501	52
COLLEGE OF EDUC., MARU	2717	385	2657	299	2109	271	7483	955	13
COLLEGE OF EDUC., MINNA							0	0	
COPE MOSOGAR	516	304	413	241	361	216	1290	761	59
NOCOLLEGE OF EDUC., N/AUGBE	635	547	375	305	464	407	1474	1259	85
COLLEGE OF EDUC., OJU	4157	1519	2844	1105	2434	1021	9435	3645	39
BSCOLLEGE OF EDUC., SAGBAMA							0	0	
COLLEGE OF EDUC., ORO	1203	717	815	485	806	487	2824	1689	60
AOCOLLEGE OF EDUC., OTO-IJANIKIN	2047	1262	1200	812	1109	670	4356	2744	63
EACOLLEGE OF EDUC., OYO	3835	2467	3101	1981	3248	2258	10184	6706	66
I.A. UNI. OF EDU PORT HARCOURT							0	0	
SSCOLLEGE OF EDUC., SOKOTO	5507	1285	5673	1259	3207	1062	14387	3606	25
COLLEGE OF EDUC., WAKA-BIU	2405	1032	2364	923	1223	495	5992	2450	41
COLLEGE OF EDUC., WARRI	569	452	810	596	749	543	2128	1591	75
FCT COLLEGE OF EDUC., ZUBA	2054	1207	1579	944	1563	932	5196	3083	59
NASE ILORIN	63	7	70	7	64	3	197	17	9
UCOLLEGE OF EDUC., AUKPA ADOKA	281	83	225	79	324	117	830	279	34
YCCOLLEGE OF EDUC., AYETORO	593	290	401	201	457	205	1451	696	48
ST. AUG. COLLEGE OF EDUC., LAGOS	47	32	25	17	30	23	102	72	71
HAVARD WILSON COLLEGE OF EDUC., ABA	133	87	123	82	94	71	350	240	69
AFRICAN CHURCH COLLEGE OF EDUC., AGEGE	39	17	23	15	22	18	84	50	60
ONIT COLLEGE OF EDUC., ABAGANA	30	20	75	54	49	32	154	106	69



IPERE COLLEGE OF EDUC., , AGYRAGU, NASARAWA	298	103	110	38	249	79	657	220	33
APA COLLEGE OF EDUC., AIDOGODO	279	119	233	122	247	126	759	367	48
AICOLLEGE OF EDUC., ANKPA	754	344	512	260	514	274	1780	878	49
HILL COLLEGE OF EDUC., AKWANGA	1048	368	902	359	737	268	2687	995	37
BAYO TIJANI COLLEGE OF EDUC., LAGOS	24	1	0	0	0	0	24	14	58
ALL STATES COLLEGE OF EDUC. ERO							0	0	
ATCI ENUGU	42	36	74	56	74	39	190	131	69
IOECU COLLEGE OF EDUC., ENUGU	87	64	62	51	80	56	229	171	75
OSISA TECH ENUGU							0	0	
ANGEL CROWN COLLEGE OF EDUC., G/DAYA	18	13	33	19	26	17	77	49	64
DELAR COLLEGE OF EDUC., IBADAN							0	0	
MUFUTAU LANIHUN COLLEGE OF EDUC., IBADAN	190	103	263	153	615	297	1068	553	52
COLLEGE OF EDUC., ILEMONA OFFA	158	88	195	102	323	147	676	337	50
BETHEL COLLEGE OF EDUC., , IJARE, ONDO	33	18	81	53			114	71	62
STEADY FLOW COLLEGE OF EDUC., , IKOM	61	27	112	58			173	85	49
MUHYIDEEN COLLEGE OF EDUC., ILORIN	622	270	352	132	425	169	1399	571	41
CORNER STONE COLLEGE OF EDUC., , LAGOS							0	0	
KINGSLEY COLLEGE OF EDUC., ILORIN	14	6	15	8	15	8	44	22	50
NANA AISHAT COLLEGE OF EDUC., ILORIN	241	120	244	106	107	47	592	273	46
AN/AAR-UD-DEEN COLLEGE OF EDUC., ISOLO	99	54	87	43	115	50	301	147	49
ROYAL CITY COLLEGE OF EDUC., IYESI	19	11	12	4	13	7	44	22	50
TOP MOST COLLEGE OF EDUC., IKPAJA AGBADO	160	121	11	9	14	10	185	140	76
LESSEL COLLEGE OF EDUC., BENUÉ	144	52	109	35	101	41	354	128	36
CITY COLLEGE OF EDUC., MARARABA GURKU	242	140	318	222	400	280	960	642	67
COLLEGE OF EDUC., MORO							0	0	
CALVIN F. COLLEGE OF EDUC., NAKA	431	145	533	157	804	236	1768	538	30
COLLEGE OF EDUC., N/AUKKA	224	175	223	172	183	136	630	483	77
ASSANUSIYA COLLEGE OF EDUC., , OSUN	391	202	183	108	103	49	677	359	53
BEST LEGACY COLLEGE OF EDUC., , OGBOMOSO	55	32	86	53	133	72	274	157	57
OYAMA MCOLLEGE OF EDUC., OFAT	62	28	113	53	209	77	384	158	41
KWARARAFI COLLEGE OF EDUC., , OTUKPO	46	22	62	26	63	18	171	66	39
AWORI COLLEGE OF EDUC., SANGO OTTA	2	2	19	14	17	8	38	24	63
ATA POLYTECHNIC, BAUCHI	134	17	111	21	78	17	323	55	17
PLATEAU STATE POLY B/LADI							0	0	
WAZIRI UMARU FED. POLY. B/KEBBI							0	0	
KADUNA POLYTECHNIC							0	0	
KANO STATE POLYTECHNIC, KANO	52	4	42	2	38	3	132	9	7
HUK POLY KATSINA	131	5	93	4	63	4	287	13	5
RAMAT POLYTECHNIC									
NUHU BAMALLI POLY, ZARIA	97	37	21	4	4	1	122	42	34
BIA&IS BAUCHI	330	203	426	228	607	347	1363	778	57
JCA&IE GOMBE	268	148	375	200	143	78	786	426	54
AMINU KANO CI & LEGAL ST. KANO	4863	1995	2179	829			7042	2824	40
ANNUR IN/AT. FOR ISLAMIC EDU. KANO	922	354	1009	369			1931	723	37
AD RUFAI CI & LEGAL ST. MISAU	489	79	288	74			777	153	20
MURITADHA COLLEGE OF EDUC., , OLODO	29	14	7	5	12	6	48	25	52
ISLAMIC COLLEGE OF EDUC., , POTISKUM	187	142	162	116			349	258	74
JIGAWA STATE COL & IS RINGIM	1428	305					1428	305	21
<b>National</b>	<b>146790</b>	<b>68417</b>	<b>116145</b>	<b>53161</b>	<b>107591</b>	<b>53929</b>	<b>370526</b>	<b>175520</b>	<b>47</b>
<b>% OF FEMALE</b>	<b>47</b>		<b>46</b>		<b>50</b>		<b>47</b>		

Source: NCCE

Table 5.4.3 STUDENT ENROLMENT BY INSTITUTION, LEVEL AND GENDER, 2014/2015

COLLEGE	NCE I		NCE II		NCE III		TOTAL		% Female
	M+F	F	M+F	F	M+F	F	M+F	F	F
FCE ABEOKUTA	2027	1403	1255	813	1584	1079	4866	3295	68
FCE (T) AKOKA	959	685	621	443	602	432	2182	1560	71
FCE (T) ASABA	601	492	754	624	883	708	2238	1824	82
FCE (T) BICHI	3171	1012	3046	450	3119	637	9336	2099	22
FCE EHA-AMUFU	1069	870	1488	1240	1230	1039	3787	3149	83
FCE (T) GOMBE	2635	1017	2735	1034	1916	700	7286	2751	38
FCE (T) GUSAU	745	745	1221	1221	1344	1344	3310	1966	59
FCE KANO	1967	656	2407	857	1489	549	5863	2062	35
FCE KATSINA	2829	801	1743	442	1293	444	5865	1687	29
FCE KONTAGORA	634	262	1354	580	836	362	2824	1204	43
FCE OBUDU	1608	807	1784	831	1712	926	5104	2564	50
FCE OKENE	1535	995	1596	1002	1368	905	4499	2902	65
FCE (T) OMOKU							0	0	
ADEYEMI COE ONDO	4154	2678	2807	1647	1690	1025	8651	5350	62
FCE (SP) OYO	2156	1334	2714	1731	1956	1281	6826	4346	64
FCE PANKSHIN	2247	1068	3166	1554	1962	957	7375	3579	49
FCE (T) POTISKUM	1295	256	1031	252	932	318	3258	826	25
FCE (T) UMUNZE	1310	1091	1221	1010	988	846	3519	2947	84
FCE YOLA	2503	1266	2366	1175	2296	1079	7165	3520	49
FCE ZARIA	3997	1499	4402	2045	3090	1384	11489	4928	43
AICOE OWERRI	1546	1304	2043	1627	763	599	4352	3530	81
COE AFAHA-NSIT	1761	1295	1893	1386	1160	854	4814	3535	73
COE AGBOR	1039	647	1243	839	1610	1178	3892	2664	68
COE AKAMKPA	2116	1168	2625	1778	1993	1102	6734	4048	60
COE AKWANGA	3876	1389	4218	1566	2476	890	10570	3845	36
COE ANKPA	512	252	744	400	514	240	1770	892	50
COE ARGUNGU	1686	296	1489	248	1055	205	4230	749	18
COE(T) AROCHUKWU	444	234	416	256	397	233	1257	723	58
COE AZARE	2818	615	2620	725	2418	670	7856	2010	26
UICEEST BAMA	0	0	1329	599	1309	547	2638	1146	43
YBU COE DAURA							0	0	
IK COE DUTSIN-MA	1704	606	1532	555	1118	284	4354	1445	33
COE EKIADOLOR	1858	1207	1975	1342	1726	1112	5559	3661	66
ESCOE ENUGU	2384	1963	2051	1733	1482	1208	5917	4904	83
MOCOPED EPE	121	69	190	135	174	126	485	330	68
COE GASHUA	2527	597	1738	656	2985	942	7250	2195	30
COE GIDAN WAYA	1665	724	2617	1287	1604	760	5886	2771	47
COE GINDIRI	962	393	1464	482	1473	475	3899	1350	35
COE GUMEL	2999	514	2635	446	3312	475	8946	1435	16
COE HONG	3007	1343	3731	1446	2727	1007	9465	3796	40
TASCE IJEBU - OMO	893	586	1144	752	1061	688	3098	2026	65
COE IKERE-EKITI	1125	786	1699	1180	1686	1133	4510	3099	69
COE ILA-ORANGUN							0	0	
COE ILESHA	0	0	1983	1313	2191	1459	4174	2772	66
ESCOE IKWO	599	361	702	392	616	338	1917	1091	57
COE ILORIN	4126	2295	3172	1841	2233	1365	9531	5501	58
COE IGUEBEN	204	150	469	320	429	295	1102	765	69
COE ZING	1649	692	1554	642	724	265	3927	1599	41
COE (T) KABBA	70	32	89	35	120	54	279	121	43
COE KATSINA-ALA	3373	1386	4483	1847	2800	1243	10656	4476	42
SRCOE KUMBOTSO	9673	3153	7653	2695	6320	2319	23646	8167	35
COE (T) LAFIAGI	1972	525	2250	687	1253	434	5475	1646	30
KICOE MAIDUGURI	1094	714	825	504	763	518	2682	1736	65
MOGOLIS MAIDUGURI	436	211	429	209	592	310	1457	730	50
COE MARU	2608	483	2622	371	1922	213	7152	1067	15
COE MINNA							0	0	
COPE MOSOGAR	151	92	394	252	427	280	972	624	64
NOCOE NSUGBE	606	537	639	559	371	303	1616	1399	87
COE OJU							0	0	
BSCOE SAGBAMA	542	300	696	399	534	285	1772	984	56
COE ORO	1533	1017	1203	717	815	485	3551	2219	62
AOCOE OTO-IJANIKIN	1342	900	1228	815	1171	762	3741	2477	66
EACOE OYO	2907	1872	2324	1472	2581	1838	7812	5182	66
I.A. UNL. OF EDU PORT HARCOURT							0	0	
SSCOE SOKOTO	5673	1259	5507	1285	5168	1028	16348	3572	22
COE WAKA-BIU	1304	433	2538	885	1724	480	5566	1798	32
COE WARRI	667	529	768	622	610	466	2045	1617	79
FCT COE ZUBA	1828	1064	2038	1161	1596	874	5462	3099	57
NASE ILORIN	65	6	68	8	64	4	197	18	9
UCOE AUKPA ADOKA							0	0	
YCCOE AYETORO	871	405	593	290	401	201	1865	896	48
ST. AUG. COE LAGOS	24	19	46	30	23	15	93	64	69
HAVARD WILSON COE ABA	203	150	133	87	123	82	459	319	69
AFRICAN CHURCH COE AGEGE							0	0	

ONIT COE ABAGANA	180	107	75	54	49	32	304	193	63
IPERE COE, AGYRAGU	205	74	298	103	110	38	613	215	35
APA COE AIDOGODO	220	99	220	105	231	106	671	310	46
AICOE ANKPA	512	252	744	400	514	240	1770	892	50
HILL COE AKWANGA	1284	558	1677	863	1549	799	4510	2220	49
BAYO TIJANI COE EGAN LAGOS	37	17	29	15			66	32	48
ALL STATES COLLEGE OF EDUC. ERO	575	186	352	132	370	114	1297	432	33
ATCI ENUGU	58	20	78	36	130	112	266	168	63
IOECU COE ENUGU	135	105	158	114	125	99	418	318	76
OSISA TECH ENUGU	68	45	60	40	90	60	218	145	67
ANGEL CROWN COE G/ DAYA	19	12	11	9	23	14	53	35	66
DELAR COE IBADAN							0	0	
MUFUTAU LANIHUN COE IBADAN	183	119	190	103	263	153	636	375	59
COE ILEMONA OFFA	145	87	158	88	195	102	498	277	56
BETHEL COE, IJARE, ONDO	29	15	13	6	19	13	61	34	56
STEADY FLOW COE, IKOM	41	17	61	27	112	58	214	102	48
MUHYIDEEN COE ILORIN	475	166	622	270	352	132	1449	568	39
CORNER STONE COE, LAGOS							0	0	
KINGSLEY COE ILORIN	621	305	2	2	12	5	635	312	49
NANA AISHAT COE ILORIN	125	47	123	58	176	92	424	197	46
ANSAR-UD-DEEN COE ISOLO	29	13	99	54	88	43	216	110	51
ROYAL CITY COE IYESI	12	5	15	7	13	5	40	17	43
TOP MOST COE IKPAJA AGBADO	82	64	111	87	9	8	202	159	79
COE LESSEL, GBOKO	117	21	144	52	109	35	370	108	29
CITY COE MARARABA GURKU	136	87	195	120	259	140	590	347	59
COE MORO	663	435	506	274	299	175	1468	884	60
CALVIN F. COE NAKA	375	109	431	145	533	157	1339	411	31
COE NSUKKA	254	188	223	172	239	202	716	562	78
ASSANUSIYA COE, ODEOMU	261	137	391	202	183	108	835	447	54
BEST LEGACY COE, OGBOMOSO							0	0	
OYAMA MCOE OFAT	34	9	62	28	113	53	209	90	43
KWARARAFI COE, OTUKPO	66	26	47	22	61	26	174	74	43
AWORI DISTRICT COE SANGO OTTA	6	4	2	2	19	14	27	20	74
ATA POLYTECHNIC, BAUCHI	363	99	97	14	133	20	593	133	22
PLATEAU STATE POLY B/LADI							0	0	
WAZIRI UMARU FED. POLY. B/KEBBI	144	53	134	51	118	53	396	157	40
KADUNA POLYTECHNIC	42	21	10	4	13	1	65	26	40
KANO STATE POLYTECHNIC, KANO	96	7	42	4	39	4	177	15	8
HUK POLY KATSINA	172	12	95	4	116	5	383	21	5
RAMAT POLYTECHNIC	126	40	118	49	142	36	386	125	32
NUHU BAMALLI POLY, ZARIA							0	0	
BIA&IS BAUCHI	546	307	303	202	426	227	1275	736	58
JCA&IE GOMBE	288	134	268	148	375	200	931	482	52
AMINU KANO CI & LEGAL ST. KANO	0	0	4863	1995	2179	829	7042	2824	40
ANNUR INST. FOR ISLAMIC EDU. KANO	1785	701	1985	736	1856	797	5626	2234	40
AD RUFAI CI & LEGAL ST. MISAU	661	198	450	176	291	107	1402	481	34
MURITADHA COE, OLODO	8	6	6	4	32	12	46	22	48
ISLAMIC COE, POTISKUM							0	0	
JIGAWA STATE COL & IS RINGIM							0	0	
Global Coe Buruku	36	18	43	18	20	12	99	48	48
UPLAND COE Badagry	23	15	0	0	0	0	23	15	65
ECWA COE Igbaja	0	0	22	16	0	0	22	16	73
PAN AFRICAN COE IKOM							0	0	
ECWA COE JOS	55	39	0	0	0	0	55	39	71
CORONA COE LEKKI	17	14					17	14	82
TOTAL	127314	58503	137046	64838	110889	52097	375249	174094	46
Percentage female (%)		46		47		47		46	

Source: NCCE

Table 5.4.4 Graduate Out-turn by Course and Gender: 2013/2014

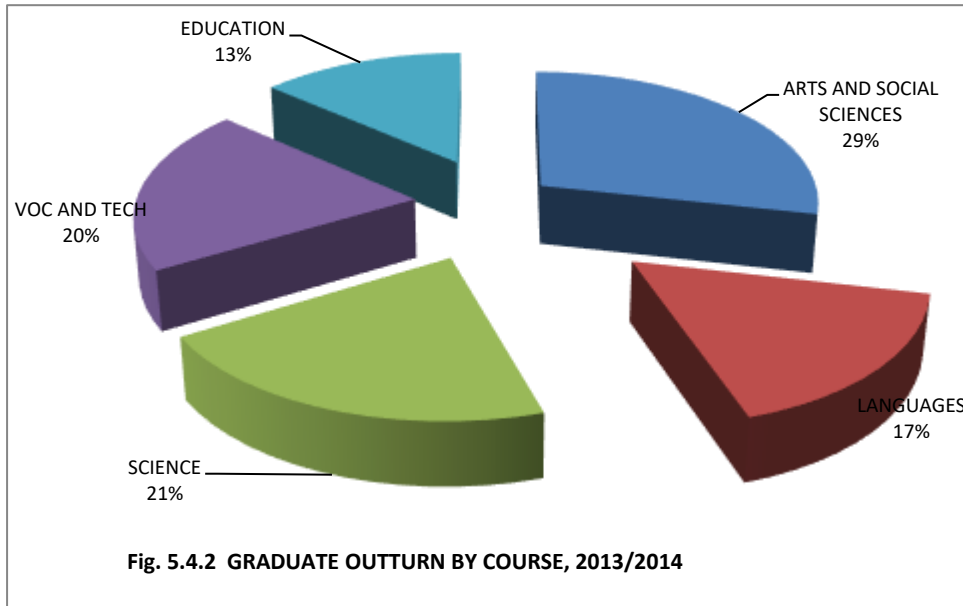
S/N	INSTITUTION	ARTS AND SOCIAL SCIENCES		LANGUAGES		SCIENCE		VOC AND TECH		EDUCATION		TOTAL	
		M+F	F	M+F	F	M+	F	M+F	F	M+F	F	M+F	F
1	FED. COLLEGE OF EDUC., ABEOKUTA	208	136	161	131	189	124	259	143	181	112	998	646
2	FED. COLLEGE OF EDUC., (T) AKOKA	413	314	0	0	235	154	107	54	56	37	811	559
3	FED. COLLEGE OF EDUC., (T)ASABA					127	100	326	264	54	46	507	410
4	FED. COLLEGE OF EDUC., (T) BICHI											0	0
5	FED. COLLEGE OF EDUC., EHA-AMUFU	6	4	79	58	79	66	28	26	3	3	195	157
6	FED. COLLEGE OF EDUC., (T) GOMBE	66	27			173	65	172	28	82	37	493	157
7	FED. COLLEGE OF EDUC., (T) GUSAU	115	115	306	306	321	321	92	92	138	138	972	972
8	FED. COLLEGE OF EDUC., KANO											0	0
9	FED. COLLEGE OF EDUC., KATSINA	251	90	58	24	210	81	69	32	33	13	621	240
10	FED. COLLEGE OF EDUC., KONTAGORA											0	0
11	FED. COLLEGE OF EDUC., OBUDU	348	181	206	120	185	86	231	116	252	149	1222	652
12	FED. COLLEGE OF EDUC., OKENE	115	72	22	11	163	83	105	66	290	212	695	444
13	FED. COLLEGE OF EDUC., (T) OMOKU											0	0
14	ADEYEMI COLLEGE OF EDUC., ONDO											0	0
15	FED. COLLEGE OF EDUC., (SP) OYO	402	248	189	105	298	191	321	196	158	108	1368	848
16	FED. COLLEGE OF EDUC., PANKSHIN											0	0
17	FED. COLLEGE OF EDUC., (T) POTISKUM											0	0
18	FED. COLLEGE OF EDUC., (T) UMUNZE	0	0	0	0	81	63	139	122	90	85	310	270
19	FED. COLLEGE OF EDUC., YOLA	223	91	174	100	131	54	272	121	182	79	982	445
20	FED. COLLEGE OF EDUC., ZARIA	513	195	766	416	850	351	252	123	17	7	2398	1092
21	AI COLLEGE OF EDUC., OWERRI	9	7	0	0	6	6	20	19	3	3	38	35
22	COLLEGE OF EDUC., AFAHA-N/AIT											0	0
23	COLLEGE OF EDUC., AGBOR											0	0
24	COLLEGE OF EDUC., AKAMKPA	145	48	58	11	149	74	157	103	143	102	652	338
25	COLLEGE OF EDUC., AKWANGA											0	0
26	COLLEGE OF EDUC., ANKPA	537	262	250	117	196	60	229	129	145	81	1357	649
27	COLLEGE OF EDUC., ARGUNGU											0	0
28	COLLEGE OF EDUC., (T)AROUCHUKWU											0	0
29	COLLEGE OF EDUC., AZARE											0	0
30	UIECST BAMA											0	0
31	YBU COLLEGE OF EDUC., DAURA											0	0
32	IK COLLEGE OF EDUC., DUTSIN-MA	172	47	148	39	145	41	92	34	166	50	723	211
33	COLLEGE OF EDUC., EKIDOLOR	375	252	89	68	216	142	253	160	158	110	1091	732
34	ENUGU STATE COLLEGE OF EDUC., ENUGU	123	111			140	124	33	20	137	120	433	375
35	MOCOPEDE EPE											0	0
36	COLLEGE OF EDUC., GASHUA	117	44	110	35	76	10	80	15	27	8	410	112
37	COLLEGE OF EDUC., GIDAN WAYA											0	0
38	COLLEGE OF EDUC., GINDIRI	74	18	178	91	184	88	223	122	19	11	678	330
39	COLLEGE OF EDUC., GUMEL											0	0
40	COLLEGE OF EDUC., HONG											0	0
41	TASCE IJEBU - OMU	164	102	36	24	14	6	121	82	11	7	346	221
42	COLLEGE OF EDUC., IKERE-EKITI	173	100	70	40	122	50	109	60	37	24	511	274
43	COLLEGE OF EDUC., ILA-ORANGUN	404	245	134	79	362	201	455	270	80	54	1435	849
44	COLLEGE OF EDUC., ILESHA											0	0
45	ESCOLLEGE OF EDUC., IKWO											0	0
46	COLLEGE OF EDUC., ILORIN											0	0
47	COLLEGE OF EDUC., IGUEBEN	184	134			126	93	61	37	10	10	381	274
48	COLLEGE OF EDUC., ZING	180	58	99	26	171	51	486	158	277	109	1213	402
49	COLLEGE OF EDUC., KATSINA-ALA											0	0
50	SRCOLLEGE OF EDUC., KUMBOTSO	373	147	1021	183	496	142	289	136	185	88	2364	696
51	COLLEGE OF EDUC., (T) LAFIAGI											0	0
52	KICOLLEGE OF EDUC., MAIDUGURI	119	64	55	31	106	60	62	35	20	11	362	201
53	MOGOLIS MAIDUGURI	149	81	37	21	0	0	0	0	0	0	186	102
54	COLLEGE OF EDUC., MARU	151	12	48	4	77	9	30	2	119	18	425	45
55	COLLEGE OF EDUC., MINNA											0	0
56	COPE MOSOGAR	0	0	0	0	74	34	76	35	86	40	236	109
57	NOCOLLEGE OF EDUC., N/AUGBE	42	27	44	43	81	69	25	22	58	56	250	217
58	COLLEGE OF EDUC., OJU											0	0
59	BAYELSA STATE COLLEGE OF EDUC., OKPOMA											0	0
60	COLLEGE OF EDUC., ORO	157	76	157	78	97	49	109	59	85	46	605	308
61	AOCOLLEGE OF EDUC., OTO-IJANIKIN	124	78	78	51	139	82	134	83	73	54	548	348
62	EACOLLEGE OF EDUC., OYO	384	211	151	89	370	274	375	233	303	190	1583	997

S/N	INSTITUTION	ARTS AND SOCIAL SCIENCES		LANGUAGES		SCIENCE		VOC AND TECH		EDUCATION		TOTAL	
		M+F	F	M+F	F	M+	F	M+F	F	M+F	F	M+F	F
63	IAUNI OF EDU. PORT HARCOURT											0	0
64	SSCOLLEGE OF EDUC., SOKOTO											0	0
65	COLLEGE OF EDUC., WAKA-BIU	209	87	0	0	124	48	20	11	0	0	353	146
66	FCT COLLEGE OF EDUC., ZUBA	342	233	190	135	174	117	152	102	133	98	991	685
67	NASE ILORIN	36	2	10	0	16	1	2	0	0	0	64	3
68	UCOLLEGE OF EDUC., AUKPA ADOKA	275	77	79	19	27	5	91	30	1	0	473	131
69	YCCOLLEGE OF EDUC., AYETORO	124	51	120	57	80	33	133	64	0	0	457	205
70	ST. AUG. COLLEGE OF EDUC., LAGOS	13	11	3	3	0	0	0	0	0	0	16	14
71	HAVARD WILSON COLLEGE OF EDUC., ABA	43	32	34	26	16	11	5	4	15	11	113	84
72	AFRICAN CHURCH COLLEGE OF EDUC., AGEGE											0	0
73	ONIT COLLEGE OF EDUC., ABAGANA											0	0
74	APA COLLEGE OF EDUC., AIDOGODO	106	27	15	7	33	18	66	49	27	20	247	121
75	AICOLLEGE OF EDUC., ANKPA	700	394	239	135	175	73	252	142	316	154	1682	898
76	HILL COLLEGE OF EDUC., AKWANGA	472	128	106	40	135	39	114	40	42	12	869	259
77	ALL STATES COLLEGE OF EDUC. ERO											0	0
78	ATCI ENUGU	6	2	48	31	20	6	0	0	0	0	74	39
79	IOECU COLLEGE OF EDUC., ENUGU	36	27	4	4	16	9	11	11	0	0	67	51
80	OSISA TECH ENUGU											0	0
81	ANGEL CROWN COLLEGE OF EDUC., G/ DAYA	2	0	1	1	1	1	0	0	1	1	5	3
82	JCA&IE GOMBE											0	0
83	DELAR COLLEGE OF EDUC., IBADAN											0	0
84	MUFUTAU LANIHUN COLLEGE OF EDUC., IBADAN	104	50	135	72	134	66	167	77	48	20	588	285
85	COLLEGE OF EDUC., ILEMONA OFFA	88	41	30	10	46	30	125	48	0	0	289	129
86	MUHYIDEEN COLLEGE OF EDUC., ILORIN	132	60	51	13	38	9	97	32	13	8	331	122
87	CORNER STONE COLLEGE OF EDUC., , LAGOS											0	0
88	KINGSLEY COLLEGE OF EDUC., ILORIN											0	0
89	NAN AISHAT COLLEGE OF EDUC., ILORIN	43	16	9	4	24	9	12	5	3	3	91	37
90	AN/AAR-UD-DEEN COLLEGE OF EDUC., ISOLO											0	0
91	ROYAL CITY COLLEGE OF EDUC., IYESI											0	0
92	TOP MOST COLLEGE OF EDUC., IKPAJA AGBADO	8	5	7	6	3	1	6	6	4	4	28	22
93	CITY COLLEGE OF EDUC., MARARABA GURKU	85	12	46	42	49	24	60	44	142	136	382	258
94	COLLEGE OF EDUC., MORO											0	0
95	CALVIN F. COLLEGE OF EDUC., NAKA	435	141	54	18	22	7			79	16	590	182
96	COLLEGE OF EDUC., N/AUKKA	106	87	43	40	35	27			14	14	198	168
97	ASSANUSIYA COLLEGE OF EDUC., , OSUN	23	15	22	12	16	10	15	8	20	8	96	53
98	BEST LEGACY COLLEGE OF EDUC., , OGBOMOSO	27	12	14	7	37	23	44	23	11	7	133	72
99	OYAMA MCOLLEGE OF EDUC., OFAT											0	0
100	AWORI DISTRICT COLLEGE OF EDUC., SANGO OTTA	4	2	0	0	6	4	6	3			16	9
101	BIA&IS BAUCHI									302	172	302	172
102	ATA POLYTECHNIC, BAUCHI							61	9			61	9
103	PLATEAU STATE POLY B/LADI											0	0
104	WAZIRI UMARU FED. POLY. B/KEBBI											0	0
105	KADUNA POLYTECHNIC											0	0
106	KANO STATE POLYTECHNICS, KANO							6				6	0
107	HUK POLY KATSINA											0	0
108	RAMAT POLY MAIDUGURI											0	0
109	MURITADHA COLLEGE OF EDUC., , OLODO											0	0
110	KWARARAFI COLLEGE OF EDUC OTUKPO	15	3	4	1	4	1	7	4	3	2	33	11
111	AMINU KANO CI&LS, KANO												
	<b>NATIONAL</b>	<b>1025</b>	<b>5112</b>	<b>5988</b>	<b>298</b>	<b>762</b>	<b>3976</b>	<b>724</b>	<b>3909</b>	<b>4852</b>	<b>290</b>	<b>35954</b>	<b>18885</b>
		<b>0</b>			<b>4</b>	<b>0</b>		<b>4</b>			<b>4</b>		

Source: NCCE

Table 5.4.5 Female outturn in Colleges of Education by Courses: 2013/2014

Courses Offered	M+F	F	% F
Arts and Social Sciences	10250	5112	49.9
Languages	5988	2984	49.8
Science	7620	3976	52.2
Voc and Tech	7244	3909	54.0
Education	4852	2904	59.9



**Table 5.4.6 Distribution of Academic Staff by Institution, Qualification and Gender: 2013/2014**

S/N	INSTITUTION	HND		HND + PGDE		BA/BSC		BA/BSC+PGDE		BA/BSC. ED		B.ED		MA/ MSC		MA/MSC ED		MED		PhD		OTHERS		TOTAL			
		M+F	F	M+F	F	M+F	F	M+F	F	M+F	F	M+F	F	M+F	F	M+F	F	M+F	F	M+F	F	M+F	F	M+F	F		
1.	FCE ABEOKUTA	0	0	1	0	24	15	0	0	17	8	8	3	78	33	0	0	80	33	35	12	22	9	265	113		
2.	FCE(T) AKOKA	5	2	3	0	13	4	0	0	29	8	5	3	33	17	3	1	53	22	19	7	23	7	186	71		
3.	FCE(T)ASABA	8	4	14	9	96	48	27	13	91	50	0	0	34	9	5	0	20	14	20	12	24	6	339	165		
4.	FCE(T) BICHI	13	3	18	2	52	12	0	0	57	16	49	16	31	2	5	1	22	5	9	1	1	0	257	58		
5.	FCE EHA-AMUFU	0	0	11	4	51	27	2	0	2	0	13	5	26	7	0	0	45	13	20	3	7	2	177	61		
6.	FCE (T) GOMBE	5	1	10	0	51	8	0	0	25	8	69	18	57	8	10	0	31	14	7	1	0	0	265	58		
7.	FCE (T) GUSAU	0	0	14	3	71	19	17	7	2	0	49	17	44	0	0	0	29	12	3	0	2	1	231	59		
8.	FCE KANO	0	0	12	2	75	25	7	0	30	7	88	43	124	36	1	1	61	30	33	6	0	0	431	150		
9.	FCE KATSINA	0	0	2	0	30	10	72	15	0	0	35	7	35	7	58	9	22	5	18	0	0	0	272	53		
10.	FCE KONTAGORA	1	1	7	2	23	4	91	15	0	0	38	11	7	1	54	8	47	15	8	2	0	0	276	59		
11.	FCE OBU DU	6	4	3	0	35	6	0	0	52	16	62	19	50	8	15	5	43	11	24	5	22	3	312	77		
12.	FCE OKENE	0	0	4	1	28	13	0	0	73	19	25	11	14	2	83	13	38	8	21	5	1	0	287	72		
13.	FCE (T) OMOKU	4	1			27	7	13	4	28	6	61	16	17	7	81	27	37	10	7	1			275	79		
14.	ADEYEMI COE ONDO	1	1	0	0	8	6	10	0	5	1	6	6	188	54	0	0	68	21	54	10	11	2	351	101		
15.	FCE (SP) OYO	2	0	5	0	43	10	0	0	22	14	19	11	91	27	1	0	121	45	41	14	1	0	346	121		
16.	FCE PANKSHIN	1	1	4	2	72	11	0	0	51	11	41	15	64	4	24	9	72	26	13	4	29	6	371	89		
17.	FCE (T) POTISKUM	8	4	1	0	51	6	0	0	24	3	51	9	9	4	18	8	10	3	4	0	57	5	233	42		
18.	FCE (T) UMUNZE	0	0	13	4	0	0	98	48	0	0	0	0	109	65	0	0	32	15	0	0	0	0	252	132		
19.	FCE YOLA	0	0	8	2	35	6	0	0	73	21	39	17	52	12	11	5	46	16	11	3	2	1	277	83		
20.	FCE ZARIA	0	0	0	0	211	67	0	0	121	46	184	93	125	33	23	10	139	59	104	26	0	0	907	334		
21.	AI COE OWERRI	7	2	24	10	135	75	0	0	0	0	70	35	0	0	241	92	126	64	154	81	27	14	784	373		
22.	COE AFAHA-N/AIT	0	0	0	0	21	6	13	5	0	0	11	6	26	13	41	4	38	14	41	21	0	0	191	69		
23.	COE AGBOR	0	0	3	1	2	2	25	3	0	0	2	1	84	25	41	5	95	40	36	16	0	0	288	93		
24.	COE AKAMKPA			8	0	11	3	0	0	58	10	7	2	18	5	14	2	28	10	26	4	4	4	174	40		
25.	COE AKWANGA																							245	60	245	60
26.	COE ANKPA	0	0	12	4	2	2	0	0	54	6	39	6	43	8	14	4	70	17	19	1	30	0	283	48		
27.	COE ARGUNGU	N/A	N/A																						0	0	
28.	COE (T) AROCHUKWU	1	0	5	1	12	2	0	0	21	7	10	6	15	3	1	0	15	8	9	2	5	3	94	32		
29.	COE AZARE	3	1	18	7	79	15	0	0	82	9	46	6	58	5	9	1	29	7	4	1	49	11	377	63		
30.	UIECEST BAMA	N/A	N/A																						0	0	
31.	YBU COE DAURA	N/A	N/A																						0	0	
32.	IK COE DUTSIN-MA	0	0	4	1	73	3	0	0	57	2	36	3	20	0	3	0	11	1	1	0	4	1	209	11		
33.	COE EKIADOLOR	1	0	8	5	23	8	0	0	10	1	9	1	55	24	13	4	45	23	12	3	7	2	183	71		
34.	ENU STATE COE ENUGU	5	3	3	1	22	10	0	0	8	2	25	14	9	4	0	0	20	9	4	1	0	0	96	44		

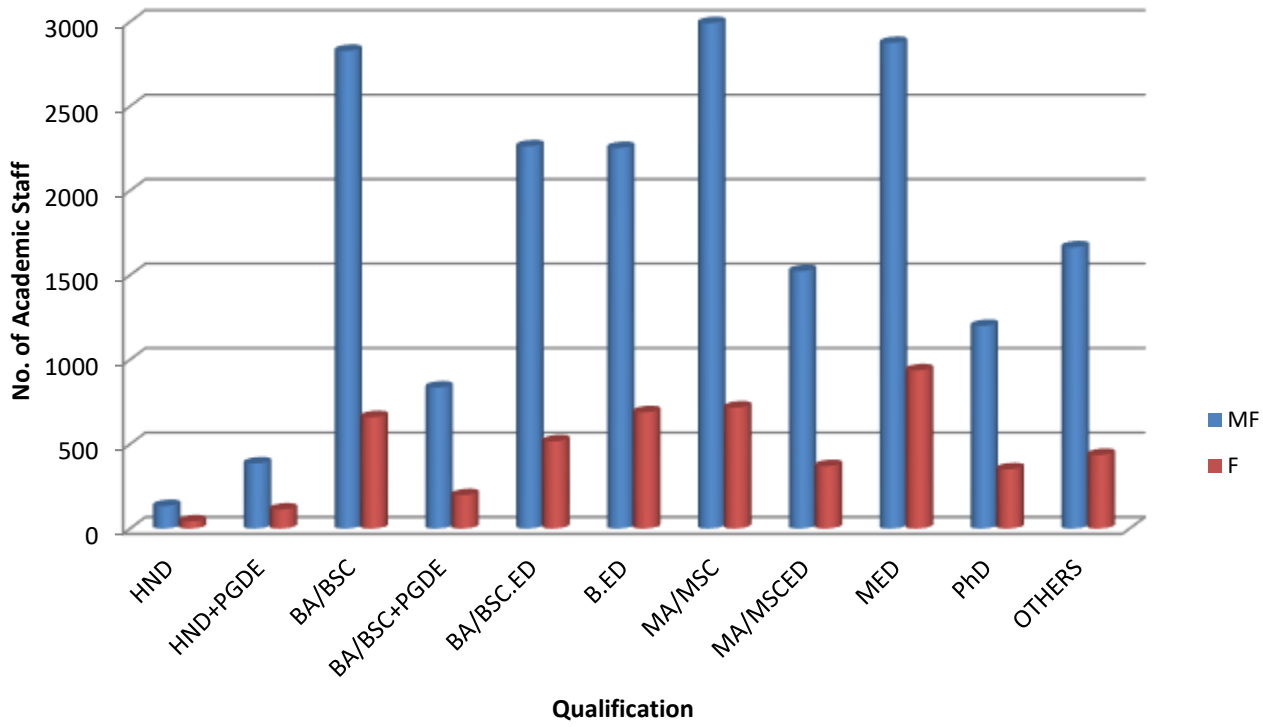
S/N	INSTITUTION	HND		HND + PGDE		BA/BSC		BA/BSC+PGDE		BA/BSC. ED		B.ED		MA/ MSC		MA/MSC ED		MED		PhD		OTHERS		TOTAL		
		M+F	F	M+F	F	M+F	F	M+F	F	M+F	F	M+F	F	M+F	F	M+F	F	M+F	F	M+F	F	M+F	F	M+F	F	
3	MOCOPED EPE	N/A	N/A																					0	0	
3	COE GASHUA	3	1	18	5	92	7	0	0	36	2	74	9	63	1	5	0	2	0	4	0	0	0	297	25	
3	COE GIDAN WAYA	2	0	8	2	68	18	139	20	0	0	129	27	80	12	48	9	65	15	4	0	0	0	543	103	
3	COE GINDIRI	6	3	1	0	0	0	0	0	25	5	70	16	29	11	18	0	49	10	5	1	0	0	203	46	
3	COE GUMEL	1	0	3	1	45	1	0	0	56	4	21	3	31	1	22	1	29	1	8	0	10	1	226	13	
4	COE HONG	0	0	2	1	67	5	0	0	10	0	5	1	21	0	4	0	19	10	1	1	8	3	137	21	
4	TASCE IJEBU - OMU	0	0	6	2	13	2	0	0	20	6	12	5	77	22	0	0	61	21	9	4	2	0	200	62	
4	COE IKERE-EKITI	7	3	16	3	20	6	0	0	29	13	11	5	54	9	49	18	54	15	28	3	5	3	273	78	
4	COE ILA-ORANGUN	4	0	7	1	4	1	0	0	24	3	10	5	54	9	15	3	26	8	11	1	0	0	155	31	
4	COE ILESHA	2	2	0	0	19	2	4	3	0	0	6	1	24	6	23	4	37	15	16	3	0	0	131	36	
4	ESCOE IKWO	5	0	2	1	63	12	0	0	26	6	10	2	27	5	6	0	26	5	11	4	0	0	176	35	
4	COE ILORIN	0	0	2	1	8	1	0	0	35	6	17	5	11	3	53	16	42	12	20	6	4	2	192	52	
4	COE IGUEBEN	0	0	0	0	3	1	0	0	4	2	0	0	9	1	0	0	24	6	4	1	0	0	44	11	
4	COE ZING	0	0	13	11	54	6	0	0	21	5	11	3	25	3	14	2	40	14	8	1	25	4	211	49	
4	COE(T) KABBA	0	0	0	0	19	5	0	0	14	3	4	1	7	3	1	0	6	2	6	2	0	0	57	16	
5	COE KATSINA-ALA	0	0	5	4	33	5	0	0	27	3	45	8	97	18	42	7	64	14	9	1	1	0	323	60	
5	SRCOE KUMBOTSO	0	0	0	0	0	0	0	0	0	0	0	0	0	0	0	0	0	0	0	0	0	694	184	694	184
5	COE (T) LAFIAGI	N/A	N/A																					0	0	
5	KICOE MAIDUGURI	0	0	0	0	41	13	0	0	39	13	42	15	39	12	35	15	25	8	2	0	0	0	223	76	
5	MOGOLIS MAIDUGURI					17	1	0	0	10	2	17	6							1	0			45	9	
5	COE MARU	0	0	3	0	22	0	0	0	24	0	17	1	17	1	38	2	47	3	3	0	2	0	173	7	
5	COE MINNA	N/A	N/A																					0	0	
5	COPE MOSOGAR	0	0	4	3	1	0	0	0	34	12	25	19	41	17	8	3	12	2	8	0	0	0	133	56	
5	NOCOE N/AUGBE	N/A	N/A																					0	0	
5	COE OJU	0	0	0	0	80	10	0	0	69	8	27	5	11	3	39	5	46	5	8	3	9	0	289	39	
6	BS COE SAGBAMA	N/A	N/A																					0	0	
6	COE ORO	1	0	1	1	14	0	0	0	13	2	16	3	39	3	5	1	24	5	10	2	4	0	127	17	
6	AOCOE OTO-IJANIKIN	1	0	0	0	1	0	0	0	8	1	2	1	77	23	13	3	79	17	41	18	0	0	222	63	
6	EACOE OYO	0	0	6	0	26	6	0	0	15	4	36	8	135	15	11	10	164	33	57	17	0	0	450	93	
6	IAUNI OF EDU. PORT HARCOURT	N/A	N/A																					0	0	
6	SSCOE SOKOTO	0	0	7	1	135	21	254	49	0	0	31	12	91	24	0	0	74	29	17	1	2	0	611	137	
6	COE WAKA-BIU	0	0	0	0	0	0	0	0	105	12	14	1	0	0	0	0	0	0	0	0	0	0	119	13	
6	COE WARRI	0	0	0	0	0	0	0	0	48	10	38	16	36	18	39	6	56	33	32	15	0	0	249	98	
6	FCT COE ZUBA																						233	85	233	85
6	NASE ILORIN	0	0	8	2	0	0	0	0	44	15	10	2	21	8	30	10	18	6	6	0	0	0	137	43	



S/N	INSTITUTION	HND		HND + PGDE		BA/BSC		BA/BSC+PGDE		BA/BSC. ED		B.ED		MA/ MSC		MA/MSC ED		MED		PhD		OTHERS		TOTAL	
		M+F	F	M+F	F	M+F	F	M+F	F	M+F	F	M+F	F	M+F	F	M+F	F	M+F	F	M+F	F	M+F	F	M+F	F
7	UCOE AUKPA ADOKA	0	0	3	0	5	0	0	0	37	3	5	0	5	0	10	1	1	0	1	0	0	0	67	4
7	YCCOE AYETORO	0	0	7	2	12	3	0	0	21	5	12	3	12	2	24	4	16	4	6	1	2	1	112	25
7	ST. AUG. COE LAGOS	0	0	1	1	0	0	0	0					1	1	16	1	8	5	14	12	0	0	40	20
7	HAVARD WILSON COE ABA	0	0	0	0	3	2	18	6			4	0	13	2	14	6	5	2	4	2	0	0	61	20
7	AFR.CHUR. COE AGEGE	0	0	5	0	9	1	0	0	11	2	14	9	4	0	7	2	10	4	1	0	3	1	64	19
7	ONIT COE ABAGANA	0	0	0	0	4	1	0	0	5	3	5	1	4	1	3	1	8	2	0	0	0	0	29	9
7	IPERE COE	0	0	2	0	93	9	10	0	0	0	2	0	0	0	0	0	0	0	0	0	0	0	107	9
7	APA COE AIDOGODO	2	0	4	1	38	2	0	0	43	9	15	1	3	0	1	0	6	0	0	0	0	0	112	13
7	AICOE ANKPA	5	0	0	0	21	2	0	0	30	11	13	0	12	1	4	3	11	4	10	0			106	21
7	HILL COE AKWANGA	0	0	4	0	10	4	23	7	24	8	23	9	19	7	31	9	2	1	1	0			137	45
8	BAYO TIJANI COE	2	1	0	0	4	3	0	0	9	5	3	1	1	0	6	2	3	2	0	0	0	0	28	14
8	ALL STATES COE. ERO	N/A	N/A																					0	0
8	ATCI ENUGU	12	5	12	6	19	10	0	0	14	5	11	6	14	8	17	5	7	4	1	0	0	0	107	49
8	IOECU COE ENUGU	3	0	0	0	15	4	0	0	5	2	5	3	27	11	1	1	13	9	13	5	9	0	91	35
8	OSISA TECH ENUGU	N/A	N/A																					0	0
8	ANGEL CROWN COE G/ DAYA	1	0	1	0	3	0	0	0	10	3	6	2	0	0	1	0	0	0	0	0	0	0	22	5
8	DELAR COE IBADAN	N/A	N/A																					0	0
8	MUFUTAU L. COE IBADAN					11	1	0	0	1	0	23	5	0	0	6	0	34	10	1	0	18	3	94	19
8	COE ILEMONA OFFA	0	0	1	1	17	4	0	0	19	8	0	0	7	2	4	2	0	0	0	0	0	0	48	17
8	BETHEL COE IJARE					3	1	0	0	5	3	37	7	2	0	7	0	4	1					58	12
9	STEADY FLOW COE IKOM	1	0	0	0	7	0	0	0	5	2	0	0	3	0	0	0	2	0	2	0	0	0	20	2
9	MUHYIDEEN COE ILORIN	0	0	0	0	0	0	0	0	4	0	11	3	22	1	13	2	11	2	10	0	0	0	71	8
9	CORNER STONE COE, LAGOS	N/A	N/A																					0	0
9	KINGSLEY COE ILORIN	3	0	1	0	5	2	0	0	5	2	10	5	2	2	0	0	0	2	1	0	1	0	28	13
9	NANA AISHAT COE ILORIN	0	0	1	1	6	1	0	0	12	4	31	9	9	0	4	1	7	1	3	0	0	0	73	17
9	AN/AAR-UD-DEEN COE ISOLO	0	0	0	0	16	0	0	0	11	2	4	2	15	1	4	2	23	3	0	0	0	0	73	10
9	ROYAL CITY COE IYESI	0	0	0	0	0	0	0	0	2	2	13	10	1	0	3	0	6	3	0	0	3	3	28	18
9	TOP MOST COE IKPAJA AGBADO	0	0	0	0	4	2	0	0	3	0	4	2	12	6	1	1	23	4	7	3	0	0	54	18
9	LESSEL COE GBOKO	0	0	5	0	18	1	0	0	22	0	6	0	1	0	3	0	3	0	0	0	0	0	58	1
9	CITY COE MARARABA GURKU	0	0	1	0	21	5	0	0	1	1	8	3	3	1	2	1	2	0	2	1	0	0	40	12
1	COE MORO	N/A	N/A																					0	0
1	CALVIN F. COE NAKA	0	0	0	0	42	5	0	0	0	0	7	0	10	1	0	0	4	1	0	0	0	0	63	7
1	COE N/AUKKA	1	0			30	10					3	2	23	3	11	2	5	1	4	1	1	1	78	20
1	ASSANUSIYA COE, OSUN																					47	7	47	7
1	BLCOE, OGBOMOSO	0	0	0	0	0	0	0	0	0	0	33	3	14	0	0	0	1	0	2	0	1	1	51	4

S/N	INSTITUTION	HND		HND + PGDE		BA/BSC		BA/BSC+PGDE		BA/BSC. ED		B.ED		MA/ MSC		MA/MSC ED		MED		PhD		OTHERS		TOTAL			
		M+F	F	M+F	F	M+F	F	M+F	F	M+F	F	M+F	F	M+F	F	M+F	F	M+F	F	M+F	F	M+F	F	M+F	F		
1	OYAMA MCOE OFAT	0	0	0	0	23	2	0	0	16	0	21	2	4	0	0	0	4	1	1	0	0	0	69	5		
1	KWARARAFI COE, OTUKPO	0	0	4	1	8	1	0	0	4	0	3	3	3	0	3	0	0	0	0	0	0	0	25	5		
1	ADCOE SANGO OTTA	0	0	1	0	3	1	0	0	0	0	13	5	4	1	1	0	6	2	0	0	0	0	28	9		
1	ATA POLYTECHNIC, BAUCHI					4	0					5						8	0	0	0	6	0	23	0		
1	PLATEAU STATE POLY B/LADI	N/A	N/A																					0	0		
1	WU FED. POLY. B/KEBBI	N/A	N/A																					0	0		
1	KADUNA POLYTECHNIC	N/A	N/A																					0	0		
1	KANO STATE POLY, KANO	0	0	0	0	0	0	0	0	0	0	2	0	0	0	0	0	14	4	0	0	0	0	16	4		
1	HUK POLY KATSINA	0	0	0	0	0	0	0	0	0	0	3	0	0	0	2	0	6	0	0	0	0	0	11	0		
1	RAMAT POLY MAIDUGURI	0	0	1	0	0	0	12	3	7	1	0	0	7	3	9	0	0	0	0	0	0	0	36	7		
1	NUHU BAMALI POLY ZARIA											11	0	0	0	5	0							16	0		
1	BIA&IS BAUCHI									40	10	13	1	7	2	4	0	4	0					68	13		
1	JCA&IE GOMBE	0	0	0	0	39	6	0	0	22	0	3	0	20	2	9	0	0	0	6	0	2	0	101	8		
1	AMINU KANO CI&LS KANO	0	0	0	0	84	18	0	0	38	14	16	3	32	7	0	0	14	3	6	0	0	0	190	45		
1	ANNUR IIE KANO	0	0	1	0	2	2	0	0	7	0	4	1	2	1	4	0	1	0	0	0	0	0	21	4		
1	AD RUFAL CI&LS MISAU	0	0	2	0	5	1	0	0	69	2	31	1	40	0	6	0	0	0	10	0	0	0	163	4		
1	MURITADHA COE, OLODO	1	0	2	0	8	2	0	0	0	0	19	7	2	0	0	0	3	0	2	0			37	9		
1	ISMAIL COE POTISKUM					15	1	0	0	3	0	4	0	0	0	1	0	0	0	1	0	0	0	24	1		
1	JIGAWA STATE CL&IS									30	2							18	3	5	0			53	5		
National		134	43	386	113	2828	660	835	198	2263	517	2253	68	299	9	2	717	1524	370	2875	937	1200	351	1665	436	18955	5031

Source: NCCE



**Fig.5.4. 3 Academic Staff by Qualification and Gender: 2013/2014**

### 5.4.1 THE ACADEMIC AND NON-ACADEMIC STAFF

Table 5.4.7 indicates the statistics on academic staff, senior administrative staff, senior technology/professional staff and junior staff by gender and institutions for 2013/14.

Table 5.4.7 Academic and Non-Academic Staff By Gender: 2013/2014

S/N	COLLEGE	ACADEMIC STAFF		SENIOR ADMIN. STAFF		SENIOR TECH/PROFESSIONAL STAFF		JUNIOR STAFF		TOTAL		FEMALE PARTICIPATION RATE
		M+F	F	M+F	F	M+F	F	M+F	F	M+F	F	
1	FCE ABEOKUTA	265	113	266	131	75	34	118	56	724	334	46.13
2	FCE(T) AKOKA	186	71	209	79	139	61	255	139	789	350	44.36
3	FCE(T)JASABA	339	165	208	114	93	0			640	279	43.59
4	FCE(T) BICHI	257	58	214	44	89	4	32	1	592	107	18.07
5	FCE EHA-AMUFU	177	61	115	57	50	15	56	35	398	168	42.21
6	FCE (T) GOMBE	265	58	131	35	193	57	235	25	824	175	21.24
7	FCE (T) GUSAU	231	59	129	31	34	6	104	17	498	113	22.69
8	FCE KANO	431	150	287	87	109	13	100	13	927	263	28.37
9	FCE KATSINA	272	53	71	12	70	16	181	29	594	110	18.52
10	FCE KONTAGORA	276	59	215	80	31	1	119	31	641	171	26.68
11	FCE OBUDU	312	77	309	177	180	57	345	147	1146	458	39.97
12	FCE OKENE	287	72	172	61	284	141	116	61	859	335	39.00
13	FCE (T) OMOKU	275	79							275	79	28.73
14	ADEYEMI COE ONDO	351	101	220	108	69	14	249	99	889	322	36.22
15	FCE (SP) OYO	346	121	1242	685	39	26	550	330	2177	1162	53.38
16	FCE PANKSHIN	371	89	400	150	41	20	163	72	975	331	33.95
17	FCE (T) POTISKUM	233	42	66	20	146	37	91	25	536	124	23.13
18	FCE (T) UMUNZE	252	132	243	186	107	57	300	168	902	543	60.20
19	FCE YOLA	277	83	172	38	79	24	69	17	597	162	27.14
20	FCE ZARIA	907	334	529	197	24	67	578	84	2038	682	33.46
21	AICOE OWERRI	784	373	1242	685	39	26	550	330	2615	1414	54.07
22	COE AFAHA-N/AIT	191	69	149	73	143	61	160	103	643	306	47.59
23	COE AGBOR	288	93	396	204	204	100	155	134	1043	531	50.91
24	COE AKAMKPA	174	40	103	52	81	29	32	22	390	143	36.67
25	COE AKWANGA	245	60							245	60	24.49
26	COE ANKPA	283	48							283	48	16.96
27	COE ARGUNGU	N/A	N/A							0	0	0.00
28	COE(T) AROCHUKWU	94	32	7	2	122	58	156	84	379	176	46.44
29	COE AZARE	377	63							377	63	16.71
30	UIECST BAMA	N/A	N/A							0	0	0.00
31	YBU COE DAURA	N/A	N/A							0	0	0.00
32	IK COE DUTSIN-MA	209	11	21		70	3	78	5	378	19	5.03
33	COE EKIADOLOR	183	71	93	48	84	30	260	100	620	249	40.16
34	ENUGU STATE COE ENUGU	96	44	44	24			206	121	346	189	54.62
35	MOCOPE EPE	N/A	N/A							0	0	0.00
36	COE GASHUA	297	25	107	18	46	15	143	37	593	95	16.02
37	COE GIDAN WAYA	543	103	56	18	163	58	262	92	1024	271	26.46
38	COE GINDIRI	203	46	29	10	175	36	174	67	581	159	27.37
39	COE GUMEL	226	13	82	13	43	1	117	17	468	44	9.40
40	COE HONG	137	21	139	52	20	3	72	34	368	110	29.89
41	TASCE IJEBU - OMU	200	62	143	56	10	3	51	26	404	147	36.39
42	COE IKERE-EKITI	273	78	533	251			306	142	1112	471	42.36
43	COE ILA-ORANGUN	155	31	158	72	10	0	59	32	382	135	35.34
44	COE ILESHA	131	36	68	33	121	62	23	14	343	145	42.27
45	ESCOE IKWO	176	35	145	54	86	26	126	55	533	170	31.89
46	COE ILORIN	192	52	207	89	87	38	363	193	849	372	43.82
47	COE IGUEBEN	44	11	30	9	5		70	25	149	45	30.20
48	COE ZING	211	49	229	128	112	18	97	46	649	241	37.13
49	COE (T) KABBA	57	16	112	36	27	12	314	138	510	202	39.61
50	COE KATSINA-ALA	323	60	134	48	14	7	63	36	534	151	28.28
51	SRCOE KUMBOTSO	694	184	181	49	144	18	278	20	1297	271	20.89
52	COE (T) LAFIAGI	N/A	N/A							0	0	0.00
53	KICOE MAIDUGURI	223	76	8	2	210	87	151	44	592	209	35.30
54	MOGOLIS MAIDUGURI	45	9	51	22	10		7		113	31	27.43
55	COE MARU	173	7	42	4	19	1	129	3	363	15	4.13
56	COE MINNA	N/A	N/A							0	0	0.00
57	COPE MOSOGAR	133	56	82	38	34	20	152	64	401	178	44.39
58	NOCOE N/AUGBE	0	0							0	0	0.00
59	COE OJU	289	39	59	15	54	24	66	25	468	103	22.01
60	BSCOE SAGBAMA	N/A	N/A							0	0	0.00
61	COE ORO	127	17	74	20	66	24	118	42	385	103	26.75
62	AOCOE OTO-IJANIKIN	222	63	369	179	19	4	184	75	794	321	40.43
63	EACOE OYO	450	93	162	72	261	104	297	177	1170	446	38.12
64	IAUNI OF EDU. PORT HARCOURT	0	0							0	0	0.00
65	SSCOE SOKOTO	611	137	107	26	11	11	162	29	891	203	22.78

S/N	COLLEGE	ACADEMIC STAFF		SENIOR ADMIN. STAFF		SENIOR TECH/PROFESSIONAL STAFF		JUNIOR STAFF		TOTAL		FEMALE PARTICIPATION RATE
		M+F	F	M+F	F	M+F	F	M+F	F	M+F	F	
66	COE WAKA-BIU	119	13							119	13	10.92
67	COE WARRI	249	98			423	219	128	37	800	354	44.25
68	FCT COE ZUBA	233	85			129	32	46	11	408	128	31.37
69	NASE ILORIN	137	43	25	10	52	17	24	14	238	84	35.29
70	UCOE AUKPA ADOKA	67	4	7	3	13	7	16	6	103	20	19.42
71	YCCOE AYETORO	112	25							112	25	22.32
72	ST. AUG. COE LAGOS	40	20	25	19	3	0	47	27	115	66	57.39
73	HAVARD WILSON COE ABA	61	20							61	20	32.79
74	AFRICAN CHURCH COE AGEGE	64	19	6	1			10	4	80	24	30.00
75	ONIT COE ABAGANA	29	9	5	2			10	5	44	16	36.36
76	IPERE COE AGYARAGU	107	9							107	9	8.41
77	APA COE AIDOGODO	112	13	1		5	3	15	7	133	23	17.29
78	ALCOE ANKPA	106	21			1	0	10	10	117	31	26.50
79	HILL COE AKWANGA	137	45	25	5	26	12	37	17	225	79	35.11
80	BAYO TIJANI COE EGAN LAGOS	28	14							28	14	50.00
81	ALL STATES COLLEGE OF EDUC. ERO	N/A	N/A							0	0	0.00
82	ATCI ENUGU	107	49	19	8			40	25	166	82	49.40
83	IOECU COE ENUGU	91	35	29	22	3	1	114	50	237	108	45.57
84	OSISA TECH ENUGU	N/A	N/A							0	0	0.00
85	ANGEL CROWN COE G/ DAYA	22	5	6	2			16	6	44	13	29.55
86	DELAR COE IBADAN	N/A	N/A							0	0	0.00
87	MUFUTAU LANIHUN COE IBADAN	94	19							94	19	20.21
88	COE ILEMONA OFFA	48	17	5	0	2	1	3	0	58	18	31.03
89	BETHEL COE IJARE, ONDO	58	12							58	12	20.69
90	STEADY FLOW COE, IKOM	20	2			9	5	8	4	37	11	29.73
91	MUHYIDEEN COE ILORIN	71	8	2		2		31	9	106	17	16.04
92	CORNER STONE COE, LAGOS	N/A	N/A							0	0	0.00
93	KINGSLEY COE ILORIN	28	13	7	2	6	1	13	8	54	24	44.44
94	NANA AISHAT COE ILORIN	73	17	7	1	30	5	17	5	127	28	22.05
95	AN/AAR-UD-DEEN COE ISOLO	73	10	15	5	11	5	13	5	112	25	22.32
96	ROYAL CITY COE IYESI	28	18							28	18	64.29
97	TOP MOST COE IKPAJA AGBADO	54	18	6	2	5	2	18	11	83	33	39.76
98	COE LESSE GBOKO	58	1							58	1	1.72
99	CITY COE MARARABA GURKU	40	12	21	6	1	6	23	9	85	33	38.82
100	COE MORO	N/A	N/A							0	0	0.00
101	CALVIN F. COE NAKA	63	7	5	1	12	5	57	13	137	26	18.98
102	COE N/AUKKA	78	20	11	6	3	0	25	13	117	39	33.33
103	ASSANUSIYA COE, OSUN	47	7	8	2	1	0	7	2	63	11	17.46
104	BEST LEGACY COE, OGBOMOSO	51	4			6		8	6	65	10	15.38
105	OYAMA MCOE OFAT	69	5	9	3	5		11		94	8	8.51
106	KWARARAFI COE, OTUKPO	25	5	2		4		3	2	34	7	20.59
107	AWORI DISTRICT COE SANGO OTTA	28	9	5	3	9	5	11	5	53	22	41.51
108	ATA POLYTECHNIC, BAUCHI	23	0							23	0	0.00
109	PLATEAU STATE POLY B/LADI	N/A	N/A							0	0	0.00
110	WAZIRI UMARU FED. POLY. B/KEBBI	N/A	N/A							0	0	0.00
111	KADUNA POLYTECHNIC	N/A	N/A							0	0	0.00
112	KANO STATE POLYTECHNICS, KANO	16	4	132	15	72	6	296	11	516	36	6.98
113	HUK POLY KATSINA	11	0	1	0	3	0	4	0	19	0	0.00
114	RAMAT POLY MAIDUGURI	36	7							36	7	19.44
115	NUHU BAMALI POLYTECHNIC, ZARIA	16	0							16	0	0.00
116	BIA&IS BAUCHI	68	13							68	13	19.12
117	ICA&IE GOMBE	101	8							101	8	7.92
118	AMINU KANO COLLEGE OF L&I STUDIES	190	45	77	18	12	2	42	5	321	70	21.81
119	ANNUR IN/AT. FOR ISLAMIC EDU., KANO	21	4							21	4	19.05
120	AD RUFA'I C I & LEGAL STUDIES MISAU	163	4	75	6	74	18	151	21	463	49	10.58
121	MURITADHA COE, OLODO	37	9	14	6	1	0	23	13	75	28	37.33
122	ISLAMIC COLLEGE OF EDU. POTISKUM	24	1			9		9		42	1	2.38
123	JIGAWA STATE C OF LEG.&ISL. STU. RINGIM	53	5	4		6		50	4	113	9	7.96
	NATIONAL	18955	5031	11114	4842	5280	1881	10378	4046	45727	15800	34.55

Note: N/A Data not available

Source: NCCE

### 5.5.0 National Teachers' Institute (NTI)

The National Teachers' Institute was setup as a distant learning educational institution to provide additional means of tackling the challenges of Teacher Education in Nigeria. The Institute has the mandate to upgrade under-qualified teachers as well as address the prevalence of inadequate number of qualified teachers in the country and provide serving teachers the opportunity to improve on their qualification and professional competence through in-service training. The NTI awards the following Certificates:

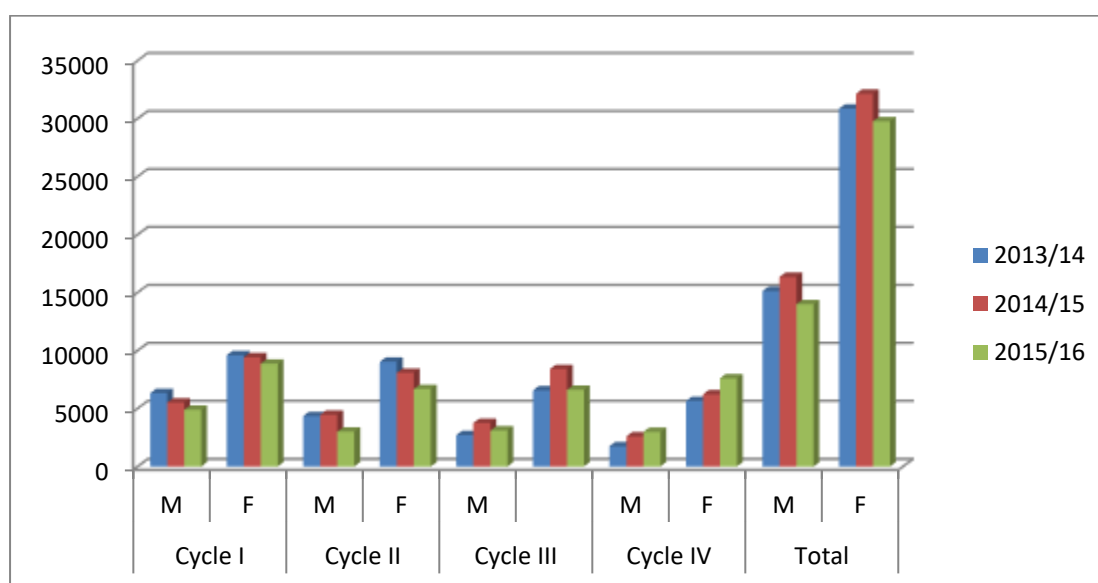
- Nigeria Certificate in Education (NCE)
- Post graduate diploma in education (PGDE)
- Advanced Diploma in Education (ADE)
- Bachelor of Education (B.Ed)

### 5.5.1 Enrolment for NCE by Distance Learning System (DLS)

Table 5.5.1 shows the summary for three years' enrolment. Tables 5.5.2, 5.5.3 and 5.5.4 show the enrolled candidates for NCE by DLS programmes by State and Gender. Kaduna, Rivers, and Niger States and FCT had the largest number of enrolled students for NCE by DLS programme in the years under consideration.

**Table 5.5.1 NCE DLS Enrolment by Cycle & Gender 2014 - 2016**

Year	Cycle I		Cycle II		Cycle III		Cycle IV		Total	
	M	F	M	F	M	F	M	F	M	F
2013/14	6336	9602	4348	9036	2715	6573	1740	5658	15139	30869
2014/15	5516	9427	4472	8086	3763	8410	2604	6229	16355	32152
2015/16	4898	8871	3005	6688	3112	6617	2984	7603	13999	29779



**Fig. 5.5.1 NCE DLS Enrolment by Cycle & Gender 2014 - 2016**

**Table 5.5.2: NCE DLS Enrolment by State, Cycle & Gender 2014**

State	Cycle I		Cycle II		Cycle III		Cycle IV		Total		
	M	F	M	F	M	F	M	F	M	F	M+F
Abia	50	377	45	297	22	257	30	331	147	1262	1409
Adamawa	160	151	72	143	42	74	30	83	304	451	755
Akwa Ibom	15	57	11	64	3	26	7	19	36	166	202
Anambra	22	215	12	191	12	82	9	66	55	554	609
Bauchi	11	22	12	24	30	62	21	65	74	173	247
Bayelsa	222	365	189	361	189	398	69	228	669	1352	2021
Benue	126	203	125	215	59	145	57	148	367	711	1078
Borno	32	50	21	68	10	53	13	96	76	267	343
Cross River	36	116	42	129	25	78	24	73	127	396	523
Delta	137	462	120	442	146	423	85	398	488	1725	2213
Ebonyi	46	179	42	152	19	83	23	86	130	500	630
Edo	44	236	62	374	45	268	41	253	192	1131	1323
Ekiti	12	32	6	15	7	16	6	16	31	79	110
Enugu	3	37	13	45	11	38	7	42	34	162	196
FCT (Abuja)	623	1034	413	862	229	540	133	358	1398	2794	4192
Gombe	62	105	77	128	192	177	69	144	400	554	954
Imo	30	169	31	169	5	100	6	111	72	549	621
Jigawa	59	53	20	18	12	17	20	33	111	121	232
Kaduna	588	1051	537	1267	337	1121	282	972	1744	4411	6155
Kano	56	81	57	53	13	36	14	42	140	212	352
Katsina	258	525	286	552	188	354	90	238	822	1669	2491
Kebbi	857	362	290	184	156	131	15	42	1318	719	2037
Kogi	208	290	222	390	108	222	75	145	613	1047	1660
Kwara	300	345	203	296	115	153	77	129	695	923	1618
Lagos	35	238	17	135	19	107	10	104	81	584	665
Nassarawa	277	324	206	299	71	107	28	69	532	799	1331
Niger	760	599	509	452	213	271	149	164	1631	1486	3117
Ogun	25	136	25	129	13	84	16	60	79	409	488
Ondo	27	60	16	40	25	56	18	56	86	212	298
Osun	18	39	10	20	19	27	6	31	53	117	170
Oyo	64	104	41	102	24	77	20	68	149	351	500
Plateau	107	310	94	343	17	171	24	111	242	935	1177
Rivers	203	747	174	721	109	549	195	728	681	2745	3426
Sokoto	393	131	181	83	123	52	10	5	707	271	978
Taraba	63	64	55	69	23	31	27	26	168	190	358
Yobe	97	191	80	122	58	117	11	35	246	465	711
Zamfara	360	142	32	82	26	70	23	83	441	377	818
<b>National</b>	<b>6336</b>	<b>9602</b>	<b>4348</b>	<b>9036</b>	<b>2715</b>	<b>6573</b>	<b>1740</b>	<b>5658</b>	<b>15139</b>	<b>30869</b>	<b>46008</b>

Source: NTI

**Table 5.5.3: NCE DLS Enrolment by State, Cycle & Gender 2015**

State	Cycle I		Cycle II		Cycle III		Cycle IV		Total		
	M	F	M	F	M	F	M	F	M	F	M+F
Abia	47	376	36	326	39	270	23	250	145	1222	1367
Adamawa	131	156	63	97	45	106	30	65	269	424	693
Akwa Ibom	15	72	10	43	9	58	2	27	36	200	236
Anambra	39	305	17	177	12	188	12	88	80	758	838
Bauchi	12	22	8	13	10	23	29	55	59	113	172
Bayelsa	142	293	159	292	150	337	165	386	616	1308	1924
Benue	132	218	83	177	97	200	54	130	366	725	1091
Borno	10	19	14	40	15	56	9	56	48	171	219
Cross River	32	136	28	98	39	124	26	83	125	441	566
Delta	127	451	97	360	94	401	127	406	445	1618	2063
Ebonyi	60	142	33	138	36	161	19	84	148	525	673
Edo	43	202	29	201	58	350	45	264	175	1017	1192
Ekiti	5	21	7	24	5	10	7	16	24	71	95
Enugu	16	67	3	31	13	40	10	38	42	176	218
FCT (Abuja)	520	973	491	884	371	814	230	539	1612	3210	4822
Gombe	61	78	46	97	74	123	188	179	369	477	846
Imo	15	154	22	149	28	160	6	105	711	568	639
Jigawa	61	40	39	44	20	21	12	16	132	121	253
Kaduna	512	1044	421	939	451	1188	307	841	1691	4012	5703
Kano	83	86	36	52	37	50	10	40	166	228	394
Katsina	381	619	206	454	249	527	182	361	1018	1961	2979
Kebbi	329	187	557	278	269	177	132	124	1287	766	2053
Kogi	189	275	162	242	195	330	100	209	608	989	1597
Kwara	346	399	247	301	175	253	116	145	884	1098	1982
Lagos	30	219	26	203	11	122	20	105	87	649	736
Nassarawa	209	310	144	233	173	275	61	101	587	919	1506
Niger	925	649	629	525	486	452	230	289	2270	1915	4185
Ogun	44	179	18	122	24	127	14	86	100	514	614
Ondo	20	36	13	44	14	31	22	52	69	163	232
Osun	13	46	11	30	9	20	20	29	53	125	178
Oyo	59	98	46	88	33	87	26	75	164	348	512
Plateau	115	376	88	275	86	332	16	167	305	1150	1455
Rivers	216	914	165	725	158	684	109	548	648	2871	3519
Sokoto	437	126	180	75	159	62	158	59	934	322	1250
Taraba	65	67	39	44	40	62	18	26	162	199	361
Yobe	68	99	43	172	53	110	47	117	211	498	709
Zamfara	45	40	256	93	26	79	105	22	68	280	629
<b>National</b>	<b>5516</b>	<b>9427</b>	<b>4472</b>	<b>8086</b>	<b>3763</b>	<b>8410</b>	<b>2604</b>	<b>6229</b>	<b>16355</b>	<b>32152</b>	<b>48507</b>

Source: NTI



**Table 5.5.4: NCE DLS Enrolment by State, Cycle & Gender 2016**

State	Cycle I		Cycle II		Cycle III		Cycle IV		Total		
	M	F	M	F	M	F	M	F	M	F	M+F
Abia	37	361	31	281	30	274	33	245	131	1161	1292
Adamawa	101	194	51	78	24	38	24	57	200	367	567
Akwa Ibom	16	60	8	42	5	38	7	53	36	193	229
Anambra	24	295	27	253	16	167	11	183	78	898	976
Bauchi	16	43	4	12	8	15	10	24	38	94	132
Bayelsa	82	184	62	153	94	182	104	217	342	736	1078
Benue	153	235	45	118	41	100	46	118	285	571	856
Borno	23	46	11	15	11	35	8	46	53	142	195
Cross River	81	143	18	114	26	86	31	113	156	456	612
Delta	113	350	71	326	60	257	77	363	321	1296	1617
Ebonyi	38	113	34	90	21	95	25	141	118	439	557
Edo	38	193	33	146	24	172	52	346	147	857	1004
Ekiti	3	12	1	12	2	13	5	8	11	45	56
Enugu	11	51	12	60	1	28	13	38	37	177	214
FCT (Abuja)	461	956	280	646	345	667	300	651	1386	2920	4306
Gombe	41	50	33	63	47	89	63	109	184	311	495
Imo	12	99	5	127	19	141	28	153	64	520	584
Jigawa	32	51	29	29	32	34	20	21	113	135	248
Kaduna	340	707	272	780	314	964	410	1429	1336	3880	5216
Kano	44	69	38	48	26	42	33	42	141	201	342
Katsina	329	644	204	446	128	347	205	469	866	1906	2772
Kebbi	234	223	208	177	392	232	238	165	1072	797	1869
Kogi	95	170	97	145	157	211	169	282	518	808	1326
Kwara	213	288	207	269	192	243	157	230	769	1030	1799
Lagos	29	207	18	165	21	185	12	116	80	673	753
Nassarawa	150	190	92	185	90	164	108	200	440	739	1179
Niger	985	701	557	432	425	386	363	338	2330	1857	4187
Ogun	35	214	36	145	13	114	19	123	103	596	699
Ondo	10	27	12	28	4	28	15	30	41	113	154
Osun	7	32	7	28	9	22	7	19	30	101	131
Oyo	42	79	35	59	32	84	31	91	140	313	453
Plateau	124	449	74	279	70	239	72	316	340	1283	1623
Rivers	201	870	129	712	131	650	145	632	606	2864	3470
Sokoto	465	285	85	29	90	37	51	27	691	378	1069
Taraba	56	78	41	50	14	20	29	41	140	189	329
Yobe	31	109	51	109	19	143	45	99	146	460	606
Zamfara	226	93	87	37	179	75	18	68	510	273	783
<b>National</b>	<b>4898</b>	<b>8871</b>	<b>3005</b>	<b>6688</b>	<b>3112</b>	<b>6617</b>	<b>2984</b>	<b>7603</b>	<b>13999</b>	<b>29779</b>	<b>43778</b>

Source: NTI

**Table 5.5.5 NCE DLS Enrolment by Subject Combination, Cycle and Gender 2014**

Subject	Cycle I		Cycle II		Cycle III		Cycle IV		Total		
	M	F	M	F	M	F	M	F	M	F	M+F
CCA/PES	3	6	1	5	0	1	1	3	5	15	20
ENG/PES	954	2087	685	1882	457	1485	323	1373	2419	6827	9246
MTH/PES	340	272	210	253	153	164	84	115	787	804	1591
ITS/PES	497	723	328	658	192	385	132	332	1149	2098	3247
SOS/PES	2664	4461	1893	4271	1094	3027	601	2133	6252	13892	20144
CRS/PES	163	331	154	386	115	253	60	207	492	1177	1669
IRS/PES	1101	1107	638	1018	460	863	275	712	2474	3700	6174
SOS/ENG	0	0	0	0	0	0	0	2	0	2	2
CCA/ENG	0	0	0	0	0	0	0	4	0	4	4
CRS/ENG	0	0	0	0	0	0	17	69	17	69	86
IRS/SOS	0	0	0	0	0	0	0	0	0	0	0
ITS/MTH	0	0	0	0	0	0	36	41	36	41	77
IRS/ENG	0	0	0	0	0	0	45	99	45	99	144
SOS/CCA	0	0	0	0	0	0	0	0	0	0	0
SOS/CRS	0	0	0	0	0	0	69	205	69	205	274
ENG DM	0	0	0	0	0	0	0	4	0	4	4
ITS DM	0	0	0	0	0	0	0	2	0	2	2
PHE DM	614	615	439	563	244	395	90	347	1387	1920	3307
SOS DM	0	0	0	0	0	0	7	10	7	10	17
<b>TOTAL</b>	<b>6336</b>	<b>9602</b>	<b>4348</b>	<b>9036</b>	<b>2715</b>	<b>6573</b>	<b>1740</b>	<b>5658</b>	<b>15139</b>	<b>30869</b>	<b>46008</b>

**Table 5.5.6 NCE DLS Enrolment by Subject Combination, Cycle and Gender 2015**

Subject	Cycle I		Cycle II		Cycle III		Cycle IV		Total		
	M	F	M	F	M	F	M	F	M	F	M+F
CCA/PES	0	6	2	4	1	4	0	1	3	15	18
ENG/PES	864	2238	641	1729	598	1751	434	1368	2537	7086	9623
MTH/PES	233	253	244	223	177	228	144	163	798	867	1665
ITS/PES	536	843	353	619	278	596	194	375	1361	2433	3794
SOS/PES	2417	4248	1918	3753	1631	3991	1064	2895	7030	14887	21917
CRS/PES	133	311	114	281	129	355	106	254	482	1201	1683
IRS/PES	794	961	752	944	580	967	428	802	2554	3674	6228
SOS/ENG	0	0	0	0	0	0	0	0	0	0	0
CCA/ENG	0	0	0	0	0	0	0	0	0	0	0
CRS/ENG	0	0	0	0	0	0	0	0	0	0	0
IRS/SOS	0	0	0	0	0	0	0	0	0	0	0
ITS/MTH	0	0	0	0	0	0	0	0	0	0	0
IRS/ENG	0	0	0	0	0	0	0	0	0	0	0
SOS/CCA	0	0	0	0	0	0	0	0	0	0	0
SOS/CRS	0	0	0	0	0	0	0	0	0	0	0
ENG DM	0	0	0	0	0	0	0	0	0	0	0
ITS DM	0	0	0	0	0	0	0	0	0	0	0
PHE DM	539	567	448	533	369	518	234	371	1590	1989	3579
SOS DM	0	0	0	0	0	0	0	0	0	0	0
<b>National</b>	<b>5516</b>	<b>9427</b>	<b>4472</b>	<b>8086</b>	<b>3763</b>	<b>8410</b>	<b>2604</b>	<b>6229</b>	<b>16355</b>	<b>32152</b>	<b>48507</b>

Source: NTI

**Table 5.5.7. Enrolment of PTPP Students by State, Year and Gender (2013-2016)**

State	2013/2014			2014/2015			2015/2016		
	M	F	M+F	M	F	M+F	M	F	M+F
Abia	10	73	83	11	53	64	2	28	30
Adamawa	245	327	572	0	0	0	223	278	501
Akwa Ibom	0	0	0	3	11	14	0	0	0
Anambra	9	32	41	5	34	39	7	24	31
Bauchi	0	0	0	0	0	0	271	41	312
Bayelsa	0	0	0	18	30	48	0	0	0
Benue	22	46	68	0	0	0	32	26	58
Borno	25	56	81	0	0	0	0	0	0
Cross River	0	0	0	9	9	18	9	1	10
Delta	0	0	0	0	0	0	0	0	0
Ebonyi	20	50	70	10	37	47	18	19	37
Edo	0	0	0	0	0	0	0	0	0
Ekiti	0	0	0	0	0	0	10	12	22
Enugu	8	15	23	0	0	0	8	19	27
FCT (Abuja)	0	0	0	2	18	20		11	11
Gombe	208	219	427	0	0	0	0	0	0
Imo	0	0	0	0	0	0	0	0	0
Jigawa	948	108	1056	0	0	0	123	24	147
Kaduna	681	980	1661	0	0	0	75	200	275
Kano	375	66	441	0	0	0	17	14	31
Katsina	476	184	660	0	0	0	139	34	173
Kebbi	126	92	218	30	22	52	331	112	443
Kogi	0	0	0	0	0	0	7	10	17
Kwara	0	0	0	3	17	20	16	24	40
Lagos	0	0	0	0	0	0	0	0	0
Nassarawa	49	79	128	376	319	695	21	31	52
Niger	0	0	0	0	0	0	0	0	0
Ogun	0	0	0	0	0	0	0	0	0
Ondo	0	0	0	0	0	0	0	0	0
Osun	0	0	0	0	0	0	0	0	0
Oyo	0	0	0	0	0	0	0	0	0
Plateau	0	0	0	161	105	266	0	0	0
Rivers	0	0	0	0	0	0	0	0	0
Sokoto	0	0	0	175	9	184	104	11	115
Taraba	114	32	146	126	33	159	0	0	0
Yobe	159	297	456	0	0	0	0	0	0
Zamfara	0	0	0	165	53	218	0	0	0
<b>National</b>	<b>3475</b>	<b>2656</b>	<b>6131</b>	<b>1094</b>	<b>750</b>	<b>1844</b>	<b>1413</b>	<b>919</b>	<b>2332</b>

Source: NTI

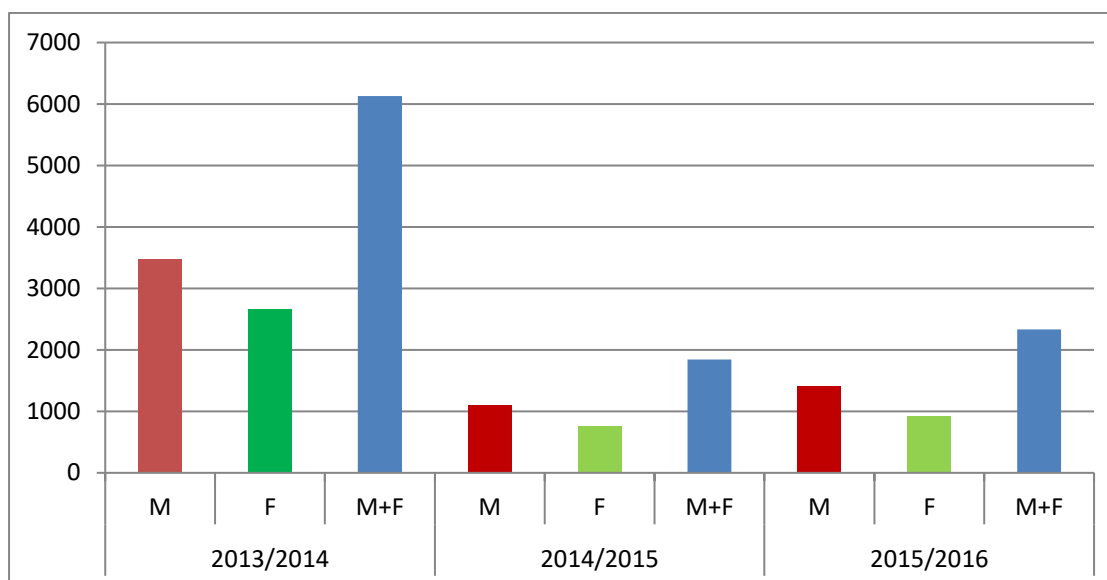


Fig 5.5.2 National Enrolment of PTPP students by Gender 2014 - 2016

Table 5.5.8 Enrolment of PGDE-DLS Students by State, Year and Gender (2013 – 2016)

State	2013/2014			2014/2015			2015/2016		
	M	F	M+F	M	F	M+F	M	F	M+F
Abia	168	282	450	147	1262	1409	113	205	318
Adamawa	201	133	334	304	451	755	54	28	82
Akwa Ibom	133	164	297	36	166	202	140	157	297
Anambra	209	341	550	55	554	609	215	495	710
Bauchi	122	95	217	74	173	247	56	49	105
Bayelsa	89	87	176	669	1352	2021	68	93	161
Benue	294	151	445	367	711	1078	184	167	351
Borno	7	5	12	76	267	343	2	0	2
Cross River	142	96	238	127	396	523	75	65	140
Delta	163	194	357	488	1725	2213	101	118	219
Ebonyi	137	97	234	130	500	630	142	113	255
Edo	207	255	462	192	1131	1323	174	303	477
Ekiti	75	34	109	31	79	110	30	26	56
Enugu	111	163	274	34	162	196	120	153	273
FCT (Abuja)	658	1201	1859	1398	2794	4192	354	853	1207
Gombe	88	64	152	400	554	954	36	21	57
Imo	245	375	620	72	549	621	156	261	417
Jigawa	62	46	108	111	121	232	19	17	36
Kaduna	682	674	1356	2014	5636	7650	273	298	571
Kano	84	46	130	140	212	352	42	28	70
Katsina	103	84	187	822	1669	2491	56	51	107
Kebbi	109	76	185	1318	719	2037	57	23	80
Kogi	316	153	469	613	1047	1660	145	105	250
Kwara	269	182	451	695	923	1618	144	151	295
Lagos	463	780	1243	81	584	665	356	799	1155

Nassarawa	349	196	545	532	799	1331	202	129	331
Niger	199	123	322	1631	1486	3117	128	106	234
Ogun	109	129	238	79	409	488	62	117	179
Ondo	85	60	145	86	212	298	54	67	121
Osun	277	277	554	53	117	170	83	109	192
Oyo	212	209	421	149	351	500	163	218	381
Plateau	234	180	414	242	935	1177	194	217	411
Rivers	191	465	656	681	2745	3426	494	1112	1606
Sokoto	47	25	72	707	271	978	15	10	25
Taraba	42	21	63	168	190	358	33	25	58
Yobe	34	19	53	246	465	711	20	4	24
Zamfara	121	79	200	441	377	818	58	19	77
<b>National</b>	<b>7037</b>	<b>7561</b>	<b>14598</b>	<b>15409</b>	<b>32094</b>	<b>47503</b>	<b>4618</b>	<b>6712</b>	<b>11330</b>

Source: NTI

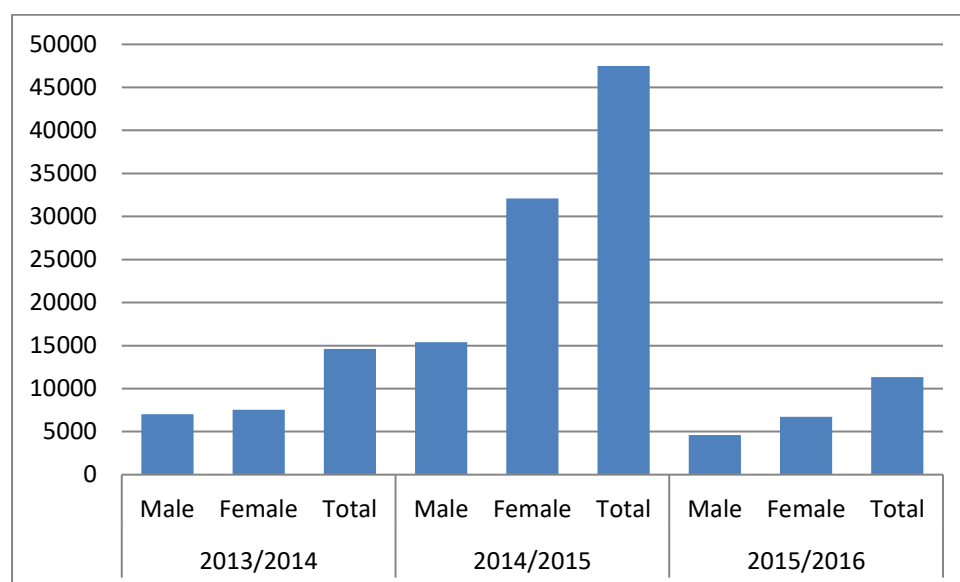


Fig 5.5.3 Enrolment of PGDE-DLS students by gender 2014 - 2016

## **CHAPTER SIX**

### **ADULT AND NON-FORMAL EDUCATION**

#### **6.1 Introduction**

Mass literacy, adult and non-formal education is the equivalent of basic education given to adults, children and youths of formal school age, outside the formal school system. The aims are to:

- Provide functional basic education for adults and youths who have never had the advantage of formal education or who left school too early. The target groups include migrant folks, almajiri pupils, illiterate and semi-literate adults, youths and adolescents; persons who left the formal school system early and are now willing to come back and continue schooling. It also involves other categories of disadvantaged groups; who are unable to have access to the conventional educational system and therefore require other forms of educational programmes to cater for their particular/peculiar needs and circumstances;
- provide remedial education for youths and adults who did not complete secondary education;
- provide in-service, vocational and professional training for different categories of workers and professionals in order to improve their skills

The National Commission for Mass Literacy, Adult and Non-formal Education (NMEC) is responsible for the administration of Adult and Non Formal Education. The Commission has supporting State structures referred to as State Agencies for Mass Education (SAMEs) and these exist in all the 36 States and Federal Capital Territory (FCT).

This chapter presents Statistics on Adult and Non-Formal Education for the: 2013/14 – 2015/16. Adult Education comprises Basic literacy for Beginners and Post Literacy education for completers of Basic literacy.

## 6.2 Number of Adult literacy Centres.

Table 6.1 presents the number of Centres for Basic literacy Education by State for 2014 - 2015

**Table: 6.1 Number of Centres for Basic literacy Education by State: 2014 – 2015.**

State	2014	2015
Abia	204	264
Adamawa	119	119
Akwa Ibom	505	505
Anambra	264	264
Bauchi	2332	2673
Bayelsa	130	130
Benue	1481	1055
Borno	NA	NA
Cross River	251	251
Delta	541	541
Ebonyi	358	358
Edo	367	367
Ekiti	68	57
Enugu	1689	1989
Gombe	1052	927
Imo	692	692
Jigawa	1350	1350
Kaduna	128	128
Kano	NA	428
Katsina	1091	1091
Kebbi	2154	2416
Kogi	400	400
Kwara	16	16
Lagos	532	487
Nasarawa	15	15
Niger	752	752
Ogun	44	44
Ondo	500	375
Osun	428	428
Oyo	66	66
Plateau	93	93
Rivers	53	53
Sokoto	791	791
Taraba	1319	1307
Yobe	185	185
Zamfara	42	42
FCT	452	452
TOTAL	20464	21111

**Note:** NA = Not available

Source: Adult and Non-Formal Education Comm.

### 6.3 National **Enrolment in Adult literacy**

The summary of national enrolment for Basic literacy in 2014, 2015 and 2016 is presented in table 5.2 with fig. 5.1 as the graphical representation

**Table. 6.2: National Enrolment in Basic Literacy by Gender: 2014-2016.**

Year	Basic Literacy		
	M	F	M+F
2014	637,851	597,041	1,234,892
2015	651,234	617,432	1,268,666
2016	233,592	187,703	421,295
National	1,522,677	1,402,176	2,924,853

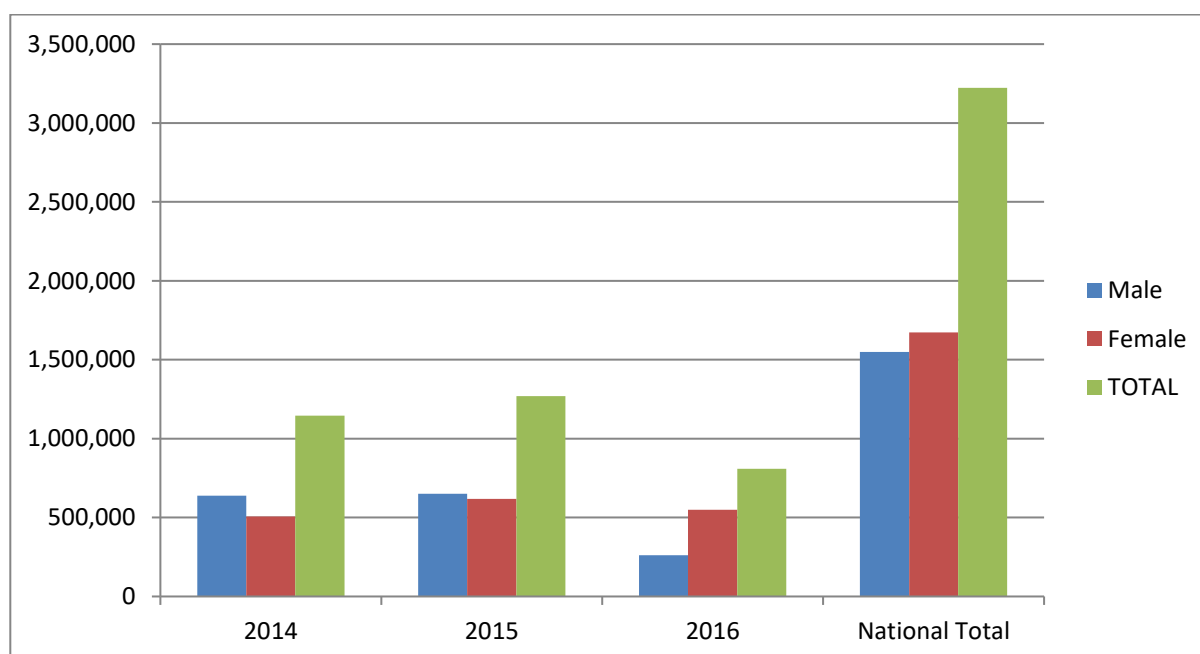


Fig. 6.1 Enrolment in Basic Literacy education 2013/14 - 2015/ 16



## 6.4 Enrolment by State and Gender

Table 6.3 presents total enrolment for Basic literacy by State and gender **2014-2016**

STATE	ENROLMENT								
	2014			2015			2016		
	M	F	M+F	M	F	M+F	M	F	M+F
Abia	1546	4016	5562	1584	3792	5376	416	807	1,223
Adamawa	436	2294	2730	436	2294	2730	2,513	3,941	6,454
Ak/ Ibom	17887	36059	53946	17887	36059	53946	2,615	7,493	10,108
Anambra	2054	5182	7236	2161	5374	7535	11,573	14,045	25,618
Bauchi	22866	13516	36382	22866	13516	36382	35,761	36,025	71,786
Bayelsa	1320	1632	2952	1320	1632	2952	1,264	2,192	3,456
Benue	1274	3332	4606	8025	17856	25881	5,049	5,519	10,568
Borno	NA	NA	NA	NA	NA	NA	1,418	1,223	2,641
Cross River	6397	9642	16039	6397	9642	16039	7,861	11,410	19,271
Delta	4365	9303	13668	4365	9303	13668	787	1,813	2,600
Ebonyi	1356	8122	9478	1356	8122	9478	431	1,031	1,462
Edo	3993	6877	10870	3993	6877	10870	1,160	2,031	3,191
Ekiti	1379	1970	3349	1215	3057	4272	18	156	174
Enugu	NA	NA	NA	NA	NA	NA	775	2,426	3,201
Gombe	11360	7955	19315	12617	10215	22832	5,873	3,828	9,701
Imo	7319	14273	21592	2654	6329	8983	5,752	8,519	14,271
Jigawa	20844	12908	33752	20844	12908	33752	13,634	8,726	22,360
Kaduna	2614	5900	8514	2614	5900	8514	1,435	3,855	5,290
Kano	248308	147534	395842	302775	100925	403700	72	6,113	6,185
Katsina	21906	79802	101708	21906	79802	101708	255	237	462
Kebbi	57555	8260	65815	13711	61193	74904	50,876	8,885	59,761
Kogi	2852	6311	9163	2852	6311	9163	1,997	3,328	5,325
Kwara	242	566	808	242	566	808	289	364	653
Lagos	5946	9145	15091	5946	9145	15091	777	816	1,593
Nasarawa	1197	3760	4957	1197	3760	4957	353	1,347	1,700
Niger	17889	18733	36622	17889	18733	36622	6,835	9,299	16,134
Ogun	1058	2197	3255	1058	2197	3255	24	74	98
Ondo	10415	12046	22461	4053	11107	15160	7,936	8,358	16,294
Osun	NA	NA	NA	NA	NA	NA	195	114	309
Oyo	1675	3855	5530	1133	2706	3839	211	699	910
Plateau	7189	12963	20152	7189	12963	20152	10,436	22,372	32,808
Rivers	2500	7500	10000	2500	7500	10000	88	788	876
Sokoto	71194	63007	134201	85001	81000	166001	28,921	11,224	40,145
Taraba	45084	46107	91191	40833	37614	78447	935	2,878	3,813
Yobe	2775	3157	5932	2775	3175	5950	7,762	5,047	12,809
Zamfara	25867	16154	42021	25867	16154	42021	43,005	22,209	65,214
FCT	7189	12963	20152	3973	9705	13678	1,030	4,171	5,201
<b>TOTAL</b>	<b>637,851</b>	<b>597,041</b>	<b>1,234,892</b>	<b>651,234</b>	<b>617,432</b>	<b>1,268,666</b>	<b>233,592</b>	<b>187,703</b>	<b>421,295</b>

Note: NA = Not available

Source: Adult and Non-Formal Education Comm.

Table 6.4 : Zonal Enrolment in Basic literacy Education: 2014 -2016

	2014	2015	2016	Total
<b>North Central</b>	96460	111261	66873	274594
<b>North East</b>	155550	146341	80859	382750
<b>North West</b>	781853	830600	199369	1811822
<b>South East</b>	43868	31372	45775	121015
<b>South South</b>	107475	107475	35522	250472
<b>South West</b>	49686	41617	18767	110070
<b>National Total</b>	1234892	1268666	447165	2950723

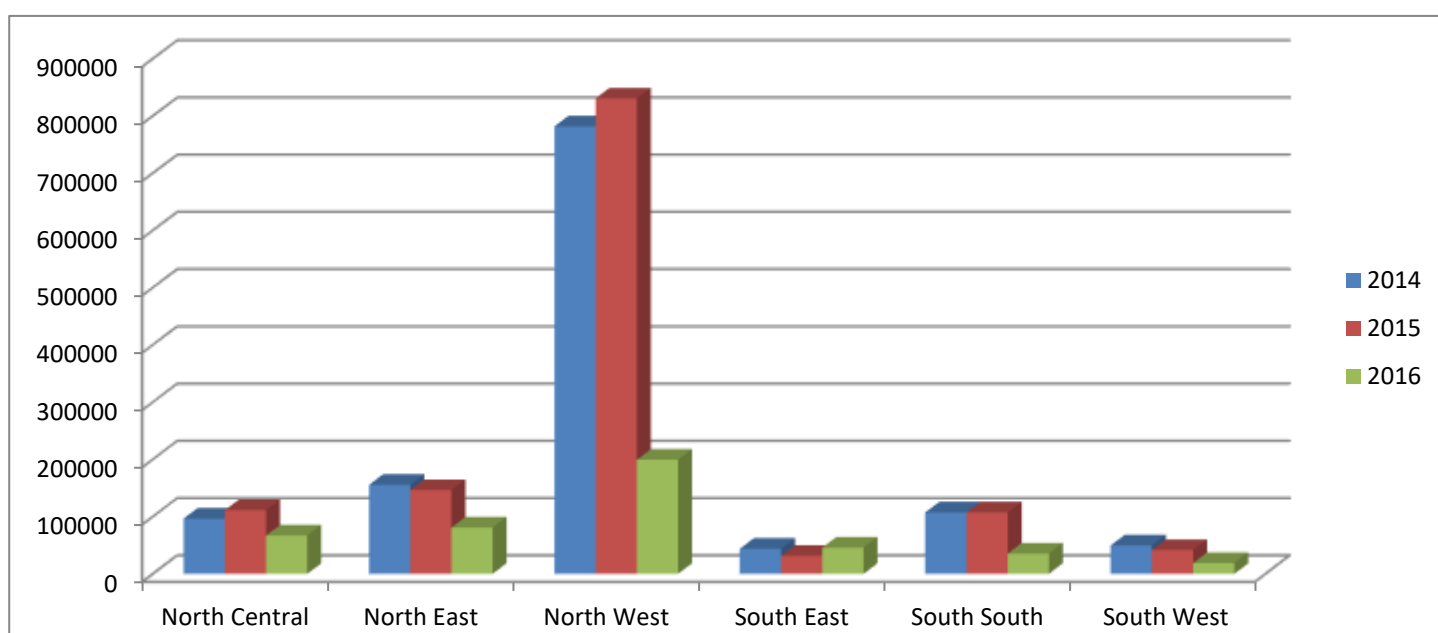


Fig.6.2 Zonal Enrolment in Basic literacy Education: 2014 -2016

## 6.5 Performance in Adult literacy

Statistics of performance in Basic literacy examinations by State; 2013/14 – 2015/16 is presented in table 6.5

Table 6.5: Performances in Basic Literacy examinations by State:(2013/14 – 2015/16) are presented in table 6.5

STATE	2014				2015				2016			
	Total Enrol	Total No Examined	Total No Passed	% Pass	Total Enrol	Total No Examined	Total No Passed	% Pass	Total Enrol	Total No Examined	Total No Passed	% Pass
Abia	5562	5562	4002	71.95	5376	5376	5226	97.21	1223	1223	1223	100
Adamawa	2730	2730	341	12.49	2730	2730	424	15.53	6454	4065	3919	96.41
Akwa Ibom	53946	53946	20089	37.24	53946	53946	49103	91.02	10108	8530	7219	84.63
Anambra	7236	7236	5982	82.67	7535	7535	6202	82.31	25618	19152	18478	96.48
Bauchi	36382	36382	21718	59.69	36382	36382	21718	59.69	71786	7533	4492	59.63
Bayelsa	2952	2952	2489	84.32	2952	2952	1969	66.7	3456	1568	1287	82.08
Benue	4606	4606	1055	22.9	25881	25881	8585	33.17	10568	NA	NA	NA
Borno	NA	NA	NA	NA	NA	NA	NA	NA	2641	1385	968	69.89
Cross River	16039	16039	13246	82.59	16039	16039	13863	86.43	19271	NA	NA	NA
Delta	13668	13668	10249	74.99	13668	13668	11339	82.96	2600	NA	NA	NA
Ebonyi	9478	9478	9478	100	9478	9478	72378	77.84	1462	50	50	100
Edo	10870	10870	6180	56.85	10870	10870	6180	56.85	3191	NA	NA	NA
Ekiti	3349	3349	2932	87.55	4272	4272	212	4.96	174	14	14	100
Enugu	NA	NA	NA	NA	NA	NA	NA	NA	3201	2654	2433	91.67
Gombe	19315	19315	11148	57.72	22832	22832	11126	48.72	9701	9006	8585	95.33
Imo	21592	21592	11879	55.02	8983	8983	22078	23.13	14271	9693	9687	99.94
Jigawa	33752	33752	8866	26.27	33752	33752	21100	62.51	22360	17951	15134	84.31
Kaduna	8514	8514	5667	66.56	8514	8514	6105	71.71	5290	4064	3495	86
Kano	39854	395842	6743	40.76	9700	403700	4762	49.09	6185	6084	5939	97.62
Katsina	101708	101708	84790	83.37	101708	101708	96552	94.93	462	NA	NA	NA
Kebbi	65815	65815	47800	72.63	74904	74904	71886	95.97	59761	50520	41489	82.12
Kogi	9163	606163	7646	83.44	9163	606163	7155	78.06	5325	2112	2110	99.91
Kwara	808	808	737	91.21	808	808	168	20.79	653	NA	NA	NA
Lagos	15091	15091	11888	78.76	15091	15091	22403	82.19	1593	1392	1286	92.39
Nasarawa	4957	4957	1642	33.12	4957	4957	1633	32.94	1700	1089	958	87.97
Niger	36622	36622	25807	70.47	36622	36622	25704	70.19	16134	13897	12793	92.06
Ogun	3255	3255	3146	96.65	3255	3255	2931	90.05	98	95	95	100
Ondo	22461	22461	21196	94.37	15160	15160	20903	71.92	16294	15079	14530	96.36
Osun	NIL	NIL	NIL	NIL	NIL	NIL	NIL	NIL	309	NA	NA	NA
Oyo	5530	5530	4008	72.48	3839	3839	3521	91.72	910	772	772	100
Plateau	20152	20152	17494	86.81	20152	20152	17452	86.6	32808	8429	7245	85.95
Rivers	10000	10000	8000	80	10000	10000	8900	89	876	791	791	100
Sokoto	13201	134201	71748	88.99	166001	166001	160342	96.59	40145	12497	9708	77.68
Taraba	91191	91191	86436	94.79	78447	78447	75256	95.93	3813	1515	1215	80.2
Yobe	5932	5932	4556	76.8	5950	5950	4958	83.33	12809	3557	3160	88.84
Zamfara	42021	42021	1811	43.1	42021	42021	38323	91.2	65214	28291	14640	51.75
FCT	20152	20152	17494	86.81	13678	13678	3535	25.84	5201	3101	2798	90.23

Source: Adult and Non-Formal Education Comm.

## 6.6 Instructors/Facilitators for Adult literacy

The number of Instructors/Facilitators for Basic literacy education by State and gender for 2014 – 2015 is presented in table 6.6

**Table 6.6 Number of Instructors/Facilitators by State and by Gender: 2014-2015**

State	2014			2015		
	M	F	M+F	M	F	M+F
Abia	186	392	578	718	556	1274
Adamawa	62	56	118	62	56	118
Akwa Ibom	NA	NA	NA	NA	NA	NA
Anambra	156	588	744	156	588	744
Bauchi	1088	657	1745	1088	657	1745
Bayelsa	91	59	150	91	59	150
Benue	8025	17856	25881	602	857	1459
Borno	NA	NA	NA	158	136	294
Cross River	53	94	147	53	94	147
Delta	718	556	1274	718	556	1274
Ebonyi	458	1000	1458	458	1000	1458
Edo	258	176	434	258	176	434
Ekiti	7	20	27	7	20	27
Enugu	NA	NA	NA	NA	NA	NA
Gombe	18	16	34	600	944	1544
Imo	600	944	1544	81	43	124
Jigawa	81	43	124	241	242	483
Kaduna	241	242	483	251	439	690
Kano	130	372	502	91	20	111
Katsina	91	20	111	1192	213	1405
Kebbi	999	116	1115	363	168	531
Kogi	363	168	531	11	5	16
Kwara	11	5	16	232	204	436
Lagos	232	204	436	293	117	410
Nasarawa	293	117	410	562	188	750
Niger	562	188	750	42	58	100
Ogun	42	58	100	125	250	375
Ondo	198	302	500	140	171	311
Osun	140	171	311	32	35	67
Oyo	32	35	67	68	82	150
Plateau	68	82	150	29	54	83
Rivers	29	54	83	9		9
Sokoto	9		9	1087	240	1327
Taraba	1094	225	1319	100	134	234
Yobe	100	134	234	3895	710	4605
Zamfara	3895	710	4605	453	452	905
FCT	68	82	150	310	176	486
<b>TOTAL</b>	<b>20,398</b>	<b>25,742</b>	<b>48,192</b>	14266	9524	25842

Source: Adult and Non-Formal Education Comm.

## CHAPTER SEVEN

### EXAMINATION STATISTICS

#### 7.0 Introduction

In Nigeria, examination bodies such as WAEC, NECO, NABTEB and JAMB are established with the mandate to conduct qualifying examinations for entry into the various levels of education and administering examinations for certification at the completion of programmes. These examination bodies include the West African Examination Council (WAEC), National Examination Council (NECO) National Business and Technical Examination Board (NABTEB) and Joint Admission and Matriculation Board (JAMB). This chapter presents the enrolment and performances of candidates in national examinations.

#### 7.1.0 West African Examination Council (WAEC)

The West African Examinations Council (WAEC) is an examination body which was established in 1951 by Anglophone West African Countries (Ghana, Nigeria, Sierra Leone, Liberia and the Gambia) to conduct different categories of examinations prominent among which are the West African Senior School Certificate Examination (WASSCE), School Certificate/General Certificate of Education (SC/GCE O' Level), and the Higher School Certificate/General Certificate of Education (HSC/GCE A' Level).

#### 7.1.1 Candidates Enrolment

Tables 7.1.1 and 7.1.2 shows the number of candidates in public and private schools that sat for the May/June WASSCE Examination 2013 – 2016 respectively, which are graphically presented in figs 7.1.1 and 7.1.2. Also Table 7.1.3 shows the number of candidates who enrolled for the November/December WASSCE examination with the graphical presentation in Fig 7.1.3.

7.1.1 Number of Candidates that sat for WASSCE May/June in Public Schools: 2013 - 2014

YEAR	M	F	M+F
2013	555,552	403,105	958,657
2014	555,254	408,262	963,516
2015	516,423	388,144	904,567
2016	477,702	368,797	846,499

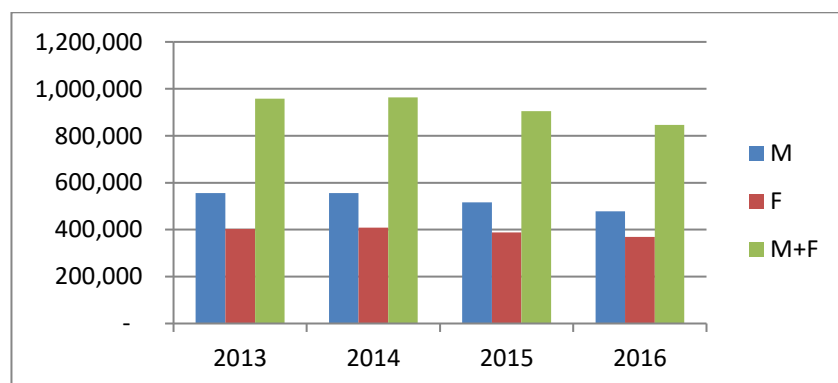
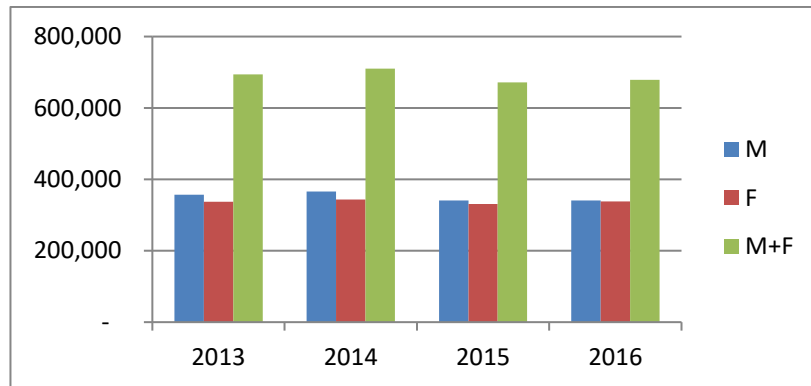


Fig 7.1.1: Number of Candidates that sat for WASSCE May/June in Public Schools: 2013 - 2014

**7.1.2 Number of Candidates that sat for WASSCE May/June in Private Schools: 2013 - 2014**

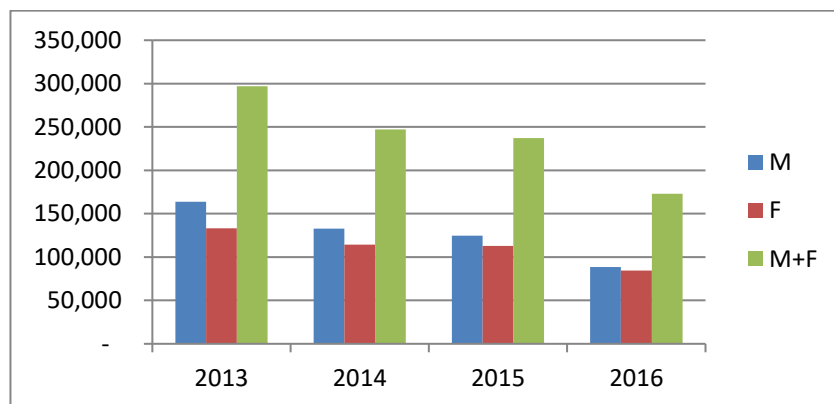
YEAR	M	F	M+F
2013	357,286	336,866	694,152
2014	366,383	343,925	710,308
2015	340,436	330,957	671,393
2016	340,600	337,788	678,388



**Fig 7.1.2: Number of Candidates that sat for WASSCE May/June in Private Schools: 2013 - 2014**

**7.1.3 Number of Candidates that sat for WASSCE November/December: 2013 - 2014**

YEAR	M	F	M+F
2013	163,698	133,209	296,907
2014	132,612	114,419	247,031
2015	124,598	112,691	237,289
2016	88,353	84,472	172,825



**Fig 7.1.3: Number of Candidates that sat for WASSCE November/December: 2013 - 2014**

## 7.1.2 Candidates' Performances in SSCE Examination

The requirement in Nigeria for admission into tertiary institutions as well as in most other establishments is obtaining credit level passes in five subjects and above, including English Language and Mathematics. Tables 7.1.2 - 7.1.12 presents the performances of candidates in public and private schools in the June/July 2014, 2015 and 2016 WASSCE examination; and external candidates in the November/December examination.

**Table 7.1.4: Candidates Performance in Public Schools by State and Gender WASSCE May/ June 2014**

State	Candidates that sat for the Examination			Candidates with 5 Credits & Above without English & Mathematics			Candidates with 5 Credits and Above including English Language			Candidates with 5 Credits and Above including Mathematics			Candidates with 5 Credits and Above including English and Mathematics		
	M	F	M+F	M	F	M+F	M	F	M+F	M	F	M+F	M	F	M+F
Abia	5,648	6,184	11,832	140	153	293	2,328	2,926	5,254	3,798	4,466	8,264	2,206	2,812	5,018
Adamawa	14,275	10,038	24,313	558	412	970	562	343	905	2,226	1,550	3,776	453	276	729
Akwa Ibom	17,595	17,424	35,019	1,022	995	2,017	2,945	3,250	6,195	5,257	5,626	10,883	2,297	2,528	4,825
Anambra	6,252	7,098	13,350	238	310	548	3,117	3,721	6,838	4,571	5,050	9,621	2,803	3,333	6,136
Bauchi	13,902	5,890	19,792	375	134	509	263	187	450	1,143	779	1,922	209	155	364
Bayelsa	9,478	8,082	17,560	394	277	671	5,284	4,566	9,850	7,313	6,433	13,746	4,846	4,190	9,036
Benue	8,175	5,389	13,564	521	384	905	2,308	1,496	3,804	4,018	2,578	6,596	1,936	1,261	3,197
Borno	8,977	6,672	15,649	558	239	797	334	335	669	1,904	2,600	4,504	241	313	554
Cross River	10,681	9,571	20,252	471	483	954	1,929	1,806	3,735	3,248	2,871	6,119	1,458	1,303	2,761
Delta	12,662	11,724	24,386	436	435	871	3,454	3,330	6,784	5,784	5,247	11,031	2,879	2,660	5,539
Ebonyi	6,170	6,532	12,702	454	468	922	1,510	1,670	3,180	2,913	3,063	5,976	1,211	1,371	2,582
Edo	16,053	14,381	30,434	729	661	1,390	7,974	7,727	15,701	11,305	10,278	21,583	7,045	6,685	13,730
Ekiti	7,326	6,684	14,010	394	391	785	2,129	2,164	4,293	2,968	3,163	6,131	1,637	1,779	3,416
Enugu	11,120	14,443	25,563	492	743	1,235	5,484	6,931	12,415	7,174	9,474	16,648	4,717	5,985	10,702
FCT	4,266	4,856	9,122	216	355	571	1,150	1,159	2,309	1,634	1,418	3,052	791	704	1,495
Gombe	10,227	5,234	15,461	349	134	483	230	171	401	695	423	1,118	172	123	295
Imo	14,230	15,351	29,581	526	633	1,159	4,623	5,510	10,133	7,417	9,168	16,585	4,063	4,862	8,925
Jigawa	13,049	3,855	16,904	758	75	833	963	339	1,302	4,047	841	4,888	819	221	1,040
Kaduna	20,161	14,562	34,723	1,160	866	2,026	3,913	3,221	7,134	7,176	6,394	13,570	3,204	2,767	5,971
Kano	33,024	17,002	50,026	1,558	905	2,463	6,458	3,658	10,116	8,363	6,458	14,821	4,599	3,150	7,749
Katsina	26,085	10,854	36,939	1,569	502	2,071	1,655	752	2,407	4,712	2,514	7,226	1,364	637	2,001
Kebbi	18,148	6,961	25,109	629	351	980	1,211	181	1,392	3,048	1,031	4,079	1,040	141	1,181
Kogi	20,279	15,206	35,485	1,352	987	2,339	4,676	3,620	8,296	11,056	8,478	19,534	3,981	3,122	7,103
Kwara	13,347	10,717	24,064	515	413	928	2,550	2,414	4,964	6,401	5,511	11,912	2,337	2,243	4,580
Lagos	22,208	23,780	45,988	493	642	1,135	4,458	5,402	9,860	5,903	6,339	12,242	3,741	4,304	8,045
Nassara	20,714	12,782	33,496	3,018	1,812	4,830	2,999	1,739	4,738	5,030	3,271	8,301	1,651	1,060	2,711
Niger	23,751	13,725	37,476	2,020	1,162	3,182	1,671	841	2,512	4,740	2,603	7,343	1,068	574	1,642
Ogun	21,224	21,086	42,310	152	181	333	1,135	1,155	2,290	1,828	1,820	3,648	936	870	1,806
Ondo	14,325	12,673	26,998	528	532	1,060	3,736	3,811	7,547	4,654	4,025	8,679	3,172	2,923	6,095
Osun	15,550	14,129	29,679	289	239	528	1,094	1,023	2,117	2,121	1,921	4,042	887	784	1,671
Oyo	27,648	26,314	53,962	487	584	1,071	2,475	2,276	4,751	4,026	3,702	7,728	2,006	1,757	3,763
Plateau	14,322	10,388	24,710	732	523	1,255	2,999	1,913	4,912	5,012	3,492	8,504	2,367	1,476	3,843
Rivers	17,706	17,090	34,796	731	694	1,425	8,219	8,458	16,677	11,818	11,519	23,337	7,260	7,439	14,699
Sokoto	17,229	6,079	23,308	882	648	1,530	1,314	468	1,782	3,248	973	4,221	923	286	1,209
Taraba	9,530	5,766	15,296	670	372	1,042	943	577	1,520	3,446	1,993	5,439	796	525	1,321
Yobe	9,595	3,231	12,826	118	76	194	62	4	66	385	332	717	36	3	39

Zamfara	20,322	6,509	26,831	903	763	1,666	852	299	1,151	3,357	1,144	4,501	620	170	790
<b>National</b>	<b>555,254</b>	<b>408,262</b>	<b>963,516</b>	<b>26,437</b>	<b>19,534</b>	<b>45,971</b>	<b>99,007</b>	<b>89,443</b>	<b>188,450</b>	<b>173,739</b>	<b>148,548</b>	<b>322,287</b>	<b>81,771</b>	<b>74,792</b>	<b>156,563</b>



**Table 7.1.5 Candidates' Performance in Private Schools by State and Gender WASSCE May/ June 2014**

State	Candidates that sat for the Examination			Candidates with 5 Credits & Above without English & Mathematics			Candidates with 5 Credits and Above including English Language			Candidates with 5 Credits and Above including Mathematics			Candidates with 5 Credits and Above including English and Mathematics		
	M	F	M+F	M	F	M+F	M	F	M+F	M	F	M+F	M	F	M+F
Abia	20,883	23,023	43,906	246	297	543	14,219	15,791	30,010	17,227	19,008	36,235	13,409	14,860	28,269
Adamawa	3,308	2,301	5,609	464	407	871	1,119	816	1,935	1,534	1,014	2,548	800	565	1,365
Akwa Ibom	11,374	12,198	23,572	369	427	796	6,815	7,717	14,532	8,452	9,381	17,833	6,004	6,763	12,767
Anambra	16,448	21,118	37,566	408	623	1,031	11,939	15,592	27,531	13,435	17,218	30,653	10,799	13,932	24,731
Bauchi	5,447	3,733	9,180	559	380	939	883	624	1,507	2,350	1,844	4,194	688	499	1,187
Bayelsa	1,031	1,131	2,162	11	10	21	672	740	1,412	834	920	1,754	653	715	1,368
Benue	21,014	16,163	37,177	1,546	1,241	2,787	6,903	5,399	12,302	11,308	8,558	19,866	5,358	4,156	9,514
Borno	10,190	5,779	15,969	390	277	667	2,653	1,690	4,343	5,883	3,738	9,621	2,390	1,528	3,918
Cross River	13,776	11,886	25,662	530	505	1,035	4,446	4,078	8,524	7,553	6,554	14,107	3,867	3,470	7,337
Delta	12,686	13,240	25,926	245	289	534	7,530	8,120	15,650	9,253	9,775	19,028	6,856	7,332	14,188
Ebonyi	6,458	5,929	12,387	304	239	543	3,667	3,334	7,001	5,104	4,708	9,812	3,349	3,045	6,394
Edo	16,931	16,612	33,543	208	207	415	11,961	12,428	24,389	14,034	14,043	28,077	11,304	11,737	23,041
Ekiti	3,857	3,997	7,854	72	92	164	1,890	2,089	3,979	2,708	2,970	5,678	1,771	1,959	3,730
Enugu	9,126	10,929	20,055	434	442	876	6,449	7,858	14,307	6,706	8,120	14,826	5,429	6,529	11,958
FCT	3,660	4,131	7,791	172	176	348	1,929	2,402	4,331	2,165	2,456	4,621	1,646	1,932	3,578
Gombe	2,013	1,701	3,714	57	52	109	490	465	955	842	798	1,640	414	382	796
Imo	7,466	8,615	16,081	225	263	488	4,447	5,258	9,705	5,939	6,959	12,898	4,086	4,819	8,905
Jigawa	423	209	632	6	7	13	86	53	139	347	179	526	85	53	138
Kaduna	37,824	27,293	65,117	1,269	908	2,177	18,397	14,024	32,421	27,844	20,906	48,750	17,014	13,016	30,030
Kano	8,963	6,734	15,697	273	168	441	5,480	4,482	9,962	6,820	5,480	12,300	4,732	3,970	8,702
Katsina	3,963	2,163	6,126	283	153	436	1,596	1,042	2,638	3,020	1,651	4,671	1,452	968	2,420
Kebbi	793	430	1,223	30	27	57	352	206	558	477	279	756	302	166	468
Kogi	3,721	3,277	6,998	128	113	241	1,789	1,533	3,322	2,771	2,513	5,284	1,629	1,418	3,047
Kwara	4,825	4,539	9,364	113	116	229	2,760	2,736	5,496	3,653	3,478	7,131	2,563	2,516	5,079
Lagos	48,731	50,477	99,208	359	392	751	30,465	33,030	63,495	34,535	36,654	71,189	28,697	30,759	59,456
Nassara	7,068	6,298	13,366	719	616	1,335	2,725	2,540	5,265	3,460	2,938	6,398	2,027	1,678	3,705
Niger	6,987	6,597	13,584	381	293	674	3,468	3,485	6,953	4,626	4,567	9,193	2,864	3,002	5,866
Ogun	13,696	13,865	27,561	178	136	314	8,856	9,354	18,210	9,641	9,872	19,513	8,180	8,543	16,723
Ondo	5,807	5,456	11,263	90	92	182	3,600	3,474	7,074	3,973	3,756	7,729	3,229	3,112	6,341
Osun	8,629	8,853	17,482	248	248	496	3,974	4,156	8,130	4,742	4,917	9,659	3,379	3,491	6,870
Oyo	11,592	11,767	23,359	372	484	856	6,535	6,688	13,223	7,213	7,114	14,327	5,525	5,466	10,991
Plateau	14,341	12,969	27,310	823	751	1,574	3,907	3,475	7,382	5,383	4,348	9,731	2,927	2,368	5,295
Rivers	13,988	14,945	28,933	243	305	548	9,178	9,982	19,160	10,732	11,579	22,311	8,388	9,044	17,432
Sokoto	696	802	1,498	12	18	30	254	326	580	431	503	934	242	292	534
Taraba	5,701	3,069	8,770	533	239	772	1,670	886	2,556	3,266	1,707	4,973	1,296	737	2,033
Yobe	1,422	895	2,317	107	79	186	485	253	738	865	500	1,365	444	231	675
Zamfara	1,517	772	2,289	5	5	10	722	432	1,154	1,349	709	2,058	711	426	1,137
Offshore	28	29	57	-	-	-	16	10	26	11	10	21	11	10	21
National	<b>366,383</b>	<b>343,925</b>	<b>710,308</b>	<b>12,412</b>	<b>11,077</b>	<b>23,489</b>	<b>194,327</b>	<b>196,568</b>	<b>390,895</b>	<b>250,486</b>	<b>241,724</b>	<b>492,210</b>	<b>174,520</b>	<b>175,489</b>	<b>350,009</b>

**Table 7.1.6: Candidates Performance by State and Gender WASSCE November/December 2014**

State	Candidates that sat for the Examination			Candidates with 5 Credits & Above without English & Mathematics			Candidates with 5 Credits and Above including English Language			Candidates with 5 Credits and Above including Mathematics			Candidates with 5 Credits and Above including English and Mathematics		
	M	F	M+F	M	F	M+F	M	F	M+F	M	F	M+F	M	F	M+F
Abia	577	508	1,085	6	1	7	60	58	118	44	31	75	35	25	60
Adamawa	537	268	805	7	-	7	51	17	68	28	3	31	20	3	23
Akwa Ibom	3,169	3,082	6,251	42	47	89	432	506	938	477	529	1,006	325	362	687
Anambra	1,487	1,494	2,981	29	27	56	218	208	426	219	173	392	155	117	272
Bauchi	438	158	596	5	1	6	60	20	80	86	27	113	48	17	65
Bayelsa	253	194	447	-	1	1	75	55	130	80	58	138	66	50	116
Benue	957	439	1,396	26	5	31	149	41	190	125	39	164	94	21	115
Borno	71	33	104	-	-	-	8	4	12	4	1	5	2	1	3
Cross River	942	724	1,666	5	5	10	131	70	201	90	41	131	83	39	122
Delta	3,402	3,032	6,434	17	19	36	752	710	1,462	698	629	1,327	602	546	1,148
Ebonyi	413	229	642	13	3	16	104	58	162	49	22	71	42	20	62
Edo	1,703	1,245	2,948	16	17	33	320	220	540	295	165	460	228	125	353
Ekiti	1,007	821	1,828	9	8	17	167	136	303	133	117	250	114	83	197
Enugu	3,616	3,499	7,115	82	90	172	1,362	1,318	2,680	1,343	1,169	2,512	1,053	923	1,976
FCT	1,956	1,686	3,642	18	13	31	196	150	346	147	103	250	115	81	196
Gombe	173	62	235	7	2	9	19	6	25	22	6	28	11	4	15
Imo	1,330	1,266	2,596	13	15	28	212	204	416	186	156	342	154	136	290
Jigawa	1,246	175	1,421	126	8	134	308	35	343	291	29	320	186	20	206
Kaduna	1,977	1,048	3,025	21	8	29	266	147	413	265	118	383	196	91	287
Kano	6,843	1,754	8,597	61	17	78	4,072	1,095	5,167	4,582	1,241	5,823	3,841	1,031	4,872
Katsina	809	296	1,105	7	1	8	107	31	138	131	39	170	87	25	112
Kebbi	1,081	417	1,498	18	11	29	247	110	357	224	107	331	168	81	249
Kogi	3,353	2,539	5,892	58	29	87	1,112	1,075	2,187	1,672	1,502	3,174	1,057	1,030	2,087
Kwara	2,769	2,405	5,174	18	11	29	762	676	1,438	704	570	1,274	643	539	1,182
Lagos	45,868	45,269	91,137	660	744	1,404	18,502	20,057	38,559	18,660	19,410	38,070	15,428	16,420	31,848
Nassara	1,466	931	2,397	51	28	79	356	252	608	329	231	560	215	158	373
Niger	3,724	2,402	6,126	162	130	292	818	556	1,374	1,289	796	2,085	651	437	1,088
Ogun	14,469	14,938	29,407	258	315	573	5,741	6,347	12,088	5,185	5,481	10,666	4,352	4,614	8,966
Ondo	1,224	1,054	2,278	15	4	19	184	112	296	136	58	194	112	52	164
Osun	3,426	2,997	6,423	16	11	27	458	333	791	348	207	555	308	191	499
Oyo	11,368	11,564	22,932	138	115	253	2,565	2,673	5,238	2,218	2,040	4,258	1,876	1,776	3,652
Plateau	1,093	657	1,750	21	13	34	255	154	409	259	152	411	180	111	291
Rivers	8,459	6,619	15,078	91	81	172	2,949	2,586	5,535	3,585	3,139	6,724	2,644	2,279	4,923
Sokoto	206	83	289	-	-	-	10	2	12	5	-	5	5	-	5
Taraba	343	215	558	1	-	1	35	8	43	28	5	33	23	5	28
Yobe	519	138	657	-	-	-	11	1	12	8	1	9	6	1	7
Zamfara	338	178	516	4	-	4	49	18	67	64	23	87	45	16	61
<b>National</b>	<b>132,612</b>	<b>114,419</b>	<b>247,031</b>	<b>2,021</b>	<b>1,780</b>	<b>3,801</b>	<b>43,123</b>	<b>40,049</b>	<b>83,172</b>	<b>44,009</b>	<b>38,418</b>	<b>82,427</b>	<b>35,170</b>	<b>31,430</b>	<b>66,600</b>

**Table 7.1.7: Candidates' Performance in Public Schools by State and Gender WASSCE May/ June 2015**

State	Candidates that sat for the Examination			Candidates with 5 Credits & Above without English & Mathematics			Candidates with 5 Credits and Above including English Language			Candidates with 5 Credits and Above including Mathematics			Candidates with 5 Credits and Above including English and Mathematics		
	M	F	M+F	M	F	M+F	M	F	M+F	M	F	M+F	M	F	M+F
Abia	5,103	5,572	10,675	116	166	282	3,287	3,832	7,119	3,008	3,350	6,358	2,562	2,918	5,480
Adamawa	8,099	6,159	14,258	170	141	311	1,369	959	2,328	1,875	1,289	3,164	1,101	746	1,847
Akwa Ibom	18,695	18,345	37,040	305	314	619	5,820	6,267	12,087	5,830	6,094	11,924	4,497	4,715	9,212
Anambra	6,318	7,368	13,686	84	172	256	4,392	5,021	9,413	4,358	4,720	9,078	3,833	4,064	7,897
Bauchi	15,089	6,045	21,134	208	82	290	1,041	525	1,566	1,665	1,041	2,706	922	476	1,398
Bayelsa	9,229	7,911	17,140	334	305	639	6,029	5,312	11,341	6,470	5,772	12,242	4,880	4,419	9,299
Benue	7,466	5,291	12,757	370	240	610	3,815	2,632	6,447	3,714	2,644	6,358	2,775	1,957	4,732
Borno	4,481	3,286	7,767	127	69	196	771	668	1,439	602	651	1,253	356	481	837
Cross River	8,243	7,368	15,611	261	264	525	2,501	2,363	4,864	2,625	2,401	5,026	1,797	1,679	3,476
Delta	14,325	13,776	28,101	296	273	569	6,002	6,261	12,263	6,605	6,709	13,314	5,053	5,166	10,219
Ebonyi	6,634	7,044	13,678	231	249	480	3,093	3,144	6,237	2,560	2,881	5,441	1,964	2,073	4,037
Edo	15,373	13,623	28,996	426	298	724	9,925	9,131	19,056	10,553	9,557	20,110	8,235	7,690	15,925
Ekiti	6,916	6,620	13,536	237	308	545	2,801	3,004	5,805	3,354	3,568	6,922	2,369	2,487	4,856
Enugu	11,147	14,060	25,207	462	691	1,153	5,685	7,159	12,844	5,121	6,186	11,307	4,293	5,132	9,425
FCT	4,622	4,971	9,593	120	126	246	2,543	2,605	5,148	1,814	1,453	3,267	1,634	1,337	2,971
Gombe	9,951	5,521	15,472	98	52	150	496	495	991	526	493	1,019	312	341	653
Imo	14,069	14,286	28,355	344	425	769	8,226	9,078	17,304	7,044	7,771	14,815	6,178	6,936	13,114
Jigawa	13,806	4,682	18,488	538	196	734	1,557	229	1,786	2,393	249	2,642	1,085	59	1,144
Kaduna	18,160	13,514	31,674	1,028	735	1,763	5,063	4,483	9,546	5,950	5,398	11,348	3,652	3,454	7,106
Kano	31,322	17,729	49,051	1,145	545	1,690	5,696	4,014	9,710	5,392	4,438	9,830	3,741	3,009	6,750
Katsina	27,872	11,729	39,601	1,357	618	1,975	3,011	1,180	4,191	3,948	1,634	5,582	2,058	636	2,694
Kebbi	19,121	7,355	26,476	1,004	613	1,617	3,441	1,262	4,703	4,094	1,478	5,572	2,043	858	2,901
Kogi	16,562	12,993	29,555	832	615	1,447	7,728	6,126	13,854	8,525	6,953	15,478	6,148	4,930	11,078
Kwara	12,254	10,710	22,964	937	724	1,661	3,980	3,968	7,948	5,552	5,367	10,919	3,194	3,204	6,398
Lagos	19,502	22,256	41,758	311	418	729	8,812	10,774	19,586	7,958	8,948	16,906	6,816	7,762	14,578
Nassara	20,375	13,003	33,378	903	533	1,436	5,659	3,604	9,263	6,161	4,038	10,199	3,729	2,457	6,186
Niger	19,762	12,006	31,768	1,044	473	1,517	2,597	1,629	4,226	3,785	2,276	6,061	1,954	1,307	3,261
Ogun	19,753	19,916	39,669	238	271	509	2,507	2,845	5,352	2,580	2,708	5,288	1,783	1,883	3,666
Ondo	8,539	8,248	16,787	357	333	690	4,087	4,325	8,412	3,580	3,530	7,110	2,920	2,877	5,797
Osun	16,439	14,482	30,921	245	204	449	1,924	1,849	3,773	1,663	1,605	3,268	1,309	1,213	2,522
Oyo	26,585	27,181	53,766	364	482	846	3,302	3,482	6,784	3,378	3,406	6,784	2,244	2,180	4,424
Plateau	11,852	8,799	20,651	618	447	1,065	3,385	2,353	5,738	3,454	2,383	5,837	2,239	1,578	3,817
Rivers	16,772	16,228	33,000	481	473	954	10,607	10,741	21,348	11,565	11,192	22,757	9,030	8,858	17,888
Sokoto	17,822	6,305	24,127	511	247	758	3,364	1,531	4,895	4,185	1,897	6,082	2,459	1,198	3,657
Taraba	7,560	4,717	12,277	413	195	608	2,487	1,593	4,080	2,446	1,553	3,999	1,797	1,172	2,969
Yobe	9,073	2,820	11,893	78	24	102	384	126	510	260	172	432	188	85	273
Zamfara	17,532	6,225	23,757	435	586	1,021	1,034	285	1,319	2,566	885	3,451	756	187	943

National	516,423	388,144	904,567	17,028	12,907	29,935	148,421	134,855	283,276	157,159	136,690	293,849	111,906	101,524	213,430
----------	---------	---------	---------	--------	--------	--------	---------	---------	---------	---------	---------	---------	---------	---------	---------

**Table 7.1.8 Candidates' Performance in Private Schools by State and Gender WASSCE May/ June 2015**

State	Candidates that sat for the Examination			Candidates with 5 Credits & Above without English & Mathematics			Candidates with 5 Credits and Above including English Language			Candidates with 5 Credits and Above including Mathematics			Candidates with 5 Credits and Above including English and Mathematics		
	M	F	M+F	M	F	M+F	M	F	M+F	M	F	M+F	M	F	M+F
Abia	19,817	21,734	41,551	217	243	460	16,919	18,865	35,784	15,770	17,453	33,223	14,724	16,344	31,068
Adamawa	2,317	1,712	4,029	81	52	133	1,040	731	1,771	1,503	1,095	2,598	903	619	1,522
Akwa Ibom	10,751	12,025	22,776	163	194	357	7,900	8,996	16,896	7,341	8,173	15,514	6,600	7,335	13,935
Anambra	14,136	17,961	32,097	226	259	485	10,828	14,095	24,923	10,890	14,216	25,106	9,485	12,372	21,857
Bauchi	4,500	3,313	7,813	219	207	426	2,078	1,547	3,625	2,453	1,879	4,332	1,737	1,317	3,054
Bayelsa	1,106	1,151	2,257	57	53	110	721	805	1,526	718	776	1,494	550	599	1,149
Benue	19,687	14,992	34,679	1,079	801	1,880	10,774	8,258	19,032	9,625	7,475	17,100	7,267	5,663	12,930
Borno	8,477	5,245	13,722	475	336	811	4,232	2,863	7,095	4,183	2,621	6,804	3,259	2,032	5,291
Cross River	11,788	10,757	22,545	271	246	517	6,387	5,899	12,286	6,070	5,714	11,784	5,171	4,790	9,961
Delta	11,282	12,167	23,449	180	195	375	7,865	8,612	16,477	7,688	8,500	16,188	6,864	7,571	14,435
Ebonyi	5,865	5,543	11,408	150	133	283	4,491	4,251	8,742	4,285	4,074	8,359	3,828	3,598	7,426
Edo	16,449	16,567	33,016	229	213	442	12,943	13,505	26,448	12,553	12,930	25,483	11,257	11,747	23,004
Ekiti	3,512	3,909	7,421	70	90	160	2,279	2,738	5,017	2,434	2,838	5,272	1,975	2,380	4,355
Enugu	8,515	9,922	18,437	185	223	408	6,329	7,606	13,935	5,502	6,423	11,925	4,946	5,794	10,740
FCT	3,687	4,299	7,986	53	81	134	2,664	3,070	5,734	1,988	2,039	4,027	1,915	1,970	3,885
Gombe	1,919	1,564	3,483	99	68	167	595	525	1,120	637	531	1,168	415	363	778
Imo	7,743	9,207	16,950	125	162	287	6,364	7,749	14,113	5,712	6,922	12,634	5,238	6,385	11,623
Jigawa	290	184	474	1	-	1	84	90	174	167	112	279	82	82	164
Kaduna	29,713	22,463	52,176	1,095	691	1,786	18,422	14,682	33,104	21,042	16,444	37,486	16,274	12,964	29,238
Kano	7,479	5,714	13,193	68	54	122	5,482	4,484	9,966	5,888	4,728	10,616	5,063	4,153	9,216
Katsina	3,029	1,809	4,838	118	58	176	1,985	1,256	3,241	2,229	1,458	3,687	1,724	1,148	2,872
Kebbi	888	468	1,356	28	39	67	521	274	795	449	229	678	409	203	612
Kogi	4,001	3,570	7,571	144	119	263	2,534	2,408	4,942	2,477	2,326	4,803	2,018	1,922	3,940
Kwara	5,219	4,982	10,201	109	94	203	3,270	3,329	6,599	3,707	3,589	7,296	2,772	2,756	5,528
Lagos	47,632	51,022	98,654	342	422	764	31,527	35,121	66,648	29,525	31,851	61,376	27,026	29,456	56,482
Nassara	6,470	6,064	12,534	120	127	247	3,728	3,554	7,282	3,884	3,610	7,494	3,154	2,962	6,116
Niger	6,521	6,152	12,673	107	76	183	3,967	3,983	7,950	3,794	3,786	7,580	3,156	3,143	6,299
Ogun	17,386	18,235	35,621	131	185	316	12,302	13,330	25,632	12,401	13,192	25,593	11,020	11,832	22,852
Ondo	5,883	5,625	11,508	94	87	181	3,763	3,724	7,487	3,642	3,640	7,282	3,064	3,020	6,084
Osun	8,628	8,750	17,378	197	200	397	4,639	4,884	9,523	3,620	3,793	7,413	3,230	3,362	6,592
Oyo	12,081	12,727	24,808	276	320	596	7,539	8,162	15,701	7,050	7,322	14,372	6,136	6,438	12,574
Plateau	11,727	10,506	22,233	488	318	806	5,594	5,041	10,635	5,145	4,426	9,571	4,144	3,580	7,724
Rivers	14,157	15,453	29,610	268	265	533	10,442	11,725	22,167	10,839	11,776	22,615	9,157	10,114	19,271
Sokoto	625	723	1,348	7	46	53	463	524	987	424	369	793	365	317	682
Taraba	3,943	2,433	6,376	189	100	289	2,126	1,228	3,354	2,097	1,307	3,404	1,623	978	2,601

Yobe	1,721	1,155	2,876	149	113	262	851	460	1,311	527	375	902	364	210	574
Zamfara	1,457	817	2,274	50	30	80	800	503	1,303	1,038	665	1,703	694	436	1,130
Offshore	35	37	72	1	3	4	4	2	6	-	-	-	-	-	-
<b>National</b>	<b>340,436</b>	<b>330,957</b>	<b>671,393</b>	<b>7,861</b>	<b>6,903</b>	<b>14,764</b>	<b>224,452</b>	<b>228,879</b>	<b>453,331</b>	<b>219,297</b>	<b>218,657</b>	<b>437,954</b>	<b>187,609</b>	<b>189,955</b>	<b>377,564</b>

**Table 7.1.9: Candidates' Performance by State and Gender WASSCE November/December 2015**

State	Candidates that sat for the Examination			Candidates with 5 Credits & Above without English & Mathematics			Candidates with 5 Credits and Above including English Language			Candidates with 5 Credits and Above including Mathematics			Candidates with 5 Credits and Above including English and Mathematics		
	M	F	M+F	M	F	M+F	M	F	M+F	M	F	M+F	M	F	M+F
Abia	19,817	21,734	41,551	217	243	460	16,919	18,865	35,784	15,770	17,453	33,223	14,724	16,344	31,068
Adamawa	2,317	1,712	4,029	81	52	133	1,040	731	1,771	1,503	1,095	2,598	903	619	1,522
Akwa Ibom	10,751	12,025	22,776	163	194	357	7,900	8,996	16,896	7,341	8,173	15,514	6,600	7,335	13,935
Anambra	14,136	17,961	32,097	226	259	485	10,828	14,095	24,923	10,890	14,216	25,106	9,485	12,372	21,857
Bauchi	4,500	3,313	7,813	219	207	426	2,078	1,547	3,625	2,453	1,879	4,332	1,737	1,317	3,054
Bayelsa	1,106	1,151	2,257	57	53	110	721	805	1,526	718	776	1,494	550	599	1,149
Benue	19,687	14,992	34,679	1,079	801	1,880	10,774	8,258	19,032	9,625	7,475	17,100	7,267	5,663	12,930
Borno	8,477	5,245	13,722	475	336	811	4,232	2,863	7,095	4,183	2,621	6,804	3,259	2,032	5,291
Cross River	11,788	10,757	22,545	271	246	517	6,387	5,899	12,286	6,070	5,714	11,784	5,171	4,790	9,961
Delta	11,282	12,167	23,449	180	195	375	7,865	8,612	16,477	7,688	8,500	16,188	6,864	7,571	14,435
Ebonyi	5,865	5,543	11,408	150	133	283	4,491	4,251	8,742	4,285	4,074	8,359	3,828	3,598	7,426
Edo	16,449	16,567	33,016	229	213	442	12,943	13,505	26,448	12,553	12,930	25,483	11,257	11,747	23,004
Ekiti	3,512	3,909	7,421	70	90	160	2,279	2,738	5,017	2,434	2,838	5,272	1,975	2,380	4,355
Enugu	8,515	9,922	18,437	185	223	408	6,329	7,606	13,935	5,502	6,423	11,925	4,946	5,794	10,740
FCT	3,687	4,299	7,986	53	81	134	2,664	3,070	5,734	1,988	2,039	4,027	1,915	1,970	3,885
Gombe	1,919	1,564	3,483	99	68	167	595	525	1,120	637	531	1,168	415	363	778
Imo	7,743	9,207	16,950	125	162	287	6,364	7,749	14,113	5,712	6,922	12,634	5,238	6,385	11,623
Jigawa	290	184	474	1	-	1	84	90	174	167	112	279	82	82	164
Kaduna	29,713	22,463	52,176	1,095	691	1,786	18,422	14,682	33,104	21,042	16,444	37,486	16,274	12,964	29,238
Kano	7,479	5,714	13,193	68	54	122	5,482	4,484	9,966	5,888	4,728	10,616	5,063	4,153	9,216
Katsina	3,029	1,809	4,838	118	58	176	1,985	1,256	3,241	2,229	1,458	3,687	1,724	1,148	2,872
Kebbi	888	468	1,356	28	39	67	521	274	795	449	229	678	409	203	612
Kogi	4,001	3,570	7,571	144	119	263	2,534	2,408	4,942	2,477	2,326	4,803	2,018	1,922	3,940
Kwara	5,219	4,982	10,201	109	94	203	3,270	3,329	6,599	3,707	3,589	7,296	2,772	2,756	5,528
Lagos	47,632	51,022	98,654	342	422	764	31,527	35,121	66,648	29,525	31,851	61,376	27,026	29,456	56,482
Nassara	6,470	6,064	12,534	120	127	247	3,728	3,554	7,282	3,884	3,610	7,494	3,154	2,962	6,116
Niger	6,521	6,152	12,673	107	76	183	3,967	3,983	7,950	3,794	3,786	7,580	3,156	3,143	6,299
Ogun	17,386	18,235	35,621	131	185	316	12,302	13,330	25,632	12,401	13,192	25,593	11,020	11,832	22,852
Ondo	5,883	5,625	11,508	94	87	181	3,763	3,724	7,487	3,642	3,640	7,282	3,064	3,020	6,084
Osun	8,628	8,750	17,378	197	200	397	4,639	4,884	9,523	3,620	3,793	7,413	3,230	3,362	6,592
Oyo	12,081	12,727	24,808	276	320	596	7,539	8,162	15,701	7,050	7,322	14,372	6,136	6,438	12,574
Plateau	11,727	10,506	22,233	488	318	806	5,594	5,041	10,635	5,145	4,426	9,571	4,144	3,580	7,724
Rivers	14,157	15,453	29,610	268	265	533	10,442	11,725	22,167	10,839	11,776	22,615	9,157	10,114	19,271
Sokoto	625	723	1,348	7	46	53	463	524	987	424	369	793	365	317	682

Taraba	3,943	2,433	6,376	189	100	289	2,126	1,228	3,354	2,097	1,307	3,404	1,623	978	2,601
Yobe	1,721	1,155	2,876	149	113	262	851	460	1,311	527	375	902	364	210	574
Zamfara	1,457	817	2,274	50	30	80	800	503	1,303	1,038	665	1,703	694	436	1,130
Offshore	35	37	72	1	3	4	4	2	6	-	-	-	-	-	-
<b>National</b>	<b>340,436</b>	<b>330,957</b>	<b>671,393</b>	<b>7,861</b>	<b>6,903</b>	<b>14,764</b>	<b>224,452</b>	<b>228,879</b>	<b>453,331</b>	<b>219,297</b>	<b>218,657</b>	<b>437,954</b>	<b>187,609</b>	<b>189,955</b>	<b>377,564</b>

**Table 7.1.10: Candidates' Performance in Public Schools by State and Gender WASSCE May/ June 2016**

State	Candidates that sat for the Examination			Candidates with 5 Credits & Above without English & Mathematics			Candidates with 5 Credits and Above including English Language			Candidates with 5 Credits and Above including Mathematics			Candidates with 5 Credits and Above including English and Mathematics		
	M	F	M+F	M	F	M+F	M	F	M+F	M	F	M+F	M	F	M+F
Abia	4,955	5,522	10,477	76	68	144	3,985	4,623	8,608	3,653	4,106	7,759	3,321	3,801	7,122
Adamawa	11,348	7,721	19,069	269	241	510	5,683	3,645	9,328	5,425	3,578	9,003	4,407	2,800	7,207
Akwa Ibom	18,870	19,337	38,207	662	718	1,380	9,215	9,906	19,121	8,746	9,579	18,325	6,873	7,422	14,295
Anambra	6,667	7,638	14,305	139	139	278	5,283	6,112	11,395	4,729	5,274	10,003	4,295	4,809	9,104
Bauchi	15,051	6,585	21,636	424	229	653	3,964	2,206	6,170	4,746	2,433	7,179	3,276	1,688	4,964
Bayelsa	8,899	8,025	16,924	69	79	148	7,351	6,808	14,159	7,356	6,604	13,960	6,584	6,018	12,602
Benue	6,397	4,403	10,800	326	252	578	4,067	2,751	6,818	4,226	2,851	7,077	3,228	2,236	5,464
Borno	619	430	1,049	24	6	30	321	260	581	191	286	477	174	229	403
Cross River	8,733	8,137	16,870	165	166	331	5,411	5,352	10,763	4,549	4,405	8,954	4,076	3,957	8,033
Delta	15,025	14,654	29,679	259	251	510	9,036	9,027	18,063	9,125	9,203	18,328	7,631	7,755	15,386
Ebonyi	6,709	7,034	13,743	478	586	1,064	3,438	3,469	6,907	3,361	3,265	6,626	2,417	2,305	4,722
Edo	14,236	13,249	27,485	272	232	504	10,870	10,459	21,329	11,435	10,636	22,071	9,552	9,091	18,643
Ekiti	5,946	5,596	11,542	148	172	320	3,580	3,694	7,274	3,674	3,689	7,363	3,018	3,073	6,091
Enugu	10,333	12,796	23,129	306	396	702	7,278	8,760	16,038	6,392	7,252	13,644	5,694	6,398	12,092
FCT	4,686	5,676	10,362	94	117	211	2,936	3,223	6,159	2,447	2,303	4,750	2,208	2,142	4,350
Gombe	9,013	5,159	14,172	255	119	374	1,218	926	2,144	1,124	1,024	2,148	801	695	1,496
Imo	12,712	12,882	25,594	208	236	444	9,917	10,611	20,528	9,475	9,969	19,444	8,556	9,108	17,664
Jigawa	16,843	5,329	22,172	1,561	490	2,051	3,786	1,136	4,922	5,532	2,192	7,724	2,799	939	3,738
Kaduna	20,498	14,760	35,258	1,069	816	1,885	9,111	7,154	16,265	10,851	8,989	19,840	7,421	6,046	13,467
Kano	20,851	13,570	34,421	1,532	1,085	2,617	6,983	5,176	12,159	7,808	6,438	14,246	4,702	3,825	8,527
Katsina	10,341	4,436	14,777	999	414	1,413	3,960	1,475	5,435	4,100	1,690	5,790	2,710	987	3,697
Kebbi	17,974	7,538	25,512	775	568	1,343	4,647	2,227	6,874	6,812	3,105	9,917	3,759	1,508	5,267
Kogi	14,982	11,677	26,659	464	356	820	8,304	6,811	15,115	9,244	7,195	16,439	6,748	5,386	12,134
Kwara	12,032	10,824	22,856	792	648	1,440	6,903	6,585	13,488	7,874	7,177	15,051	5,898	5,473	11,371
Lagos	20,708	23,383	44,091	293	367	660	13,355	15,599	28,954	11,783	13,254	25,037	10,924	12,233	23,157
Nassara	20,664	13,394	34,058	764	598	1,362	11,470	7,436	18,906	14,488	9,363	23,851	9,827	6,335	16,162
Niger	24,705	15,179	39,884	911	433	1,344	6,872	4,305	11,177	8,008	4,802	12,810	5,119	3,314	8,433
Ogun	20,436	20,457	40,893	202	259	461	5,394	5,701	11,095	4,783	4,890	9,673	4,103	4,138	8,241
Ondo	10,937	10,118	21,055	186	193	379	8,010	7,713	15,723	7,424	7,022	14,446	6,621	6,259	12,880
Osun	9,094	8,439	17,533	218	221	439	3,518	3,378	6,896	3,484	3,306	6,790	2,697	2,544	5,241
Oyo	21,354	22,040	43,394	593	693	1,286	6,152	6,145	12,297	5,618	5,741	11,359	4,134	4,103	8,237
Plateau	10,270	7,460	17,730	567	363	930	5,639	4,038	9,677	5,487	3,829	9,316	4,203	2,909	7,112

Rivers	15,268	15,419	30,687	167	164	331	12,718	13,134	25,852	12,630	12,767	25,397	11,252	11,428	22,680
Sokoto	17,620	6,420	24,040	861	331	1,192	5,679	2,159	7,838	7,103	3,619	10,722	4,710	1,875	6,585
Taraba	7,053	4,383	11,436	161	70	231	4,806	3,014	7,820	4,766	2,999	7,765	4,122	2,596	6,718
Yobe	8,084	2,680	10,764	182	131	313	1,017	256	1,273	920	356	1,276	636	152	788
Zamfara	17,789	6,447	24,236	1,789	873	2,662	2,652	1,041	3,693	3,948	1,831	5,779	1,767	610	2,377
<b>National</b>	<b>477,702</b>	<b>368,797</b>	<b>846,499</b>	<b>18,260</b>	<b>13,080</b>	<b>31,340</b>	<b>224,529</b>	<b>196,315</b>	<b>420,844</b>	<b>233,317</b>	<b>197,022</b>	<b>430,339</b>	<b>180,263</b>	<b>156,187</b>	<b>336,450</b>

**Table 7.1.11: Candidates Performance in Private Schools by State and Gender WASSCE May/ June 2016**

State	Candidates that sat for the Examination			Candidates with 5 Credits & Above without English & Mathematics			Candidates with 5 Credits and Above including English Language			Candidates with 5 Credits and Above including Mathematics			Candidates with 5 Credits and Above including English and Mathematics		
	M	F	M+F	M	F	M+F	M	F	M+F	M	F	M+F	M	F	M+F
Abia	19,258	21,525	40,783	107	115	222	17,365	19,745	37,110	17,437	19,566	37,003	16,379	18,549	34,928
Adamawa	2,805	2,050	4,855	33	41	74	2,307	1,691	3,998	2,162	1,562	3,724	1,958	1,411	3,369
Akwa Ibom	9,983	11,065	21,048	99	133	232	8,417	9,520	17,937	8,333	9,242	17,575	7,477	8,371	15,848
Anambra	11,257	14,325	25,582	118	153	271	9,725	12,680	22,405	9,198	11,720	20,918	8,494	11,059	19,553
Bauchi	4,363	3,178	7,541	135	101	236	3,195	2,379	5,574	3,408	2,518	5,926	2,762	2,079	4,841
Bayelsa	1,134	1,147	2,281	12	3	15	956	1,016	1,972	868	927	1,795	817	883	1,700
Benue	17,918	13,980	31,898	1,076	720	1,796	12,606	9,865	22,471	12,340	9,707	22,047	10,056	7,871	17,927
Borno	8,094	5,112	13,206	230	165	395	5,376	3,425	8,801	5,555	3,592	9,147	4,581	2,934	7,515
Cross River	11,415	10,577	21,992	84	76	160	9,304	8,771	18,075	8,668	8,114	16,782	8,013	7,524	15,537
Delta	10,205	10,844	21,049	86	86	172	8,682	9,372	18,054	8,673	9,209	17,882	8,138	8,685	16,823
Ebonyi	5,133	4,945	10,078	227	241	468	3,543	3,399	6,942	3,298	3,173	6,471	2,863	2,704	5,567
Edo	16,387	17,295	33,682	109	80	189	14,435	15,662	30,097	14,843	15,919	30,762	13,724	14,923	28,647
Ekiti	3,168	3,352	6,520	64	49	113	2,320	2,657	4,977	2,200	2,545	4,745	1,898	2,220	4,118
Enugu	8,673	10,439	19,112	146	186	332	7,599	9,231	16,830	6,682	7,543	14,225	6,380	7,231	13,611
FCT	3,866	4,656	8,522	29	71	100	3,083	3,618	6,701	2,760	2,960	5,720	2,631	2,839	5,470
Gombe	1,900	1,598	3,498	162	120	282	983	931	1,914	1,105	1,008	2,113	744	715	1,459
Imo	8,214	9,355	17,569	18	33	51	7,629	8,713	16,342	7,426	8,435	15,861	7,120	8,092	15,212
Jigawa	314	149	463	-	-	-	172	108	280	272	141	413	165	103	268
Kaduna	30,556	24,315	54,871	683	451	1,134	22,914	19,103	42,017	24,994	20,465	45,459	20,732	17,345	38,077
Kano	8,169	6,726	14,895	133	81	214	6,380	5,479	11,859	7,019	5,891	12,910	5,882	5,093	10,975
Katsina	3,195	2,016	5,211	70	61	131	2,693	1,735	4,428	2,672	1,695	4,367	2,454	1,570	4,024
Kebbi	714	506	1,220	33	20	53	534	343	877	620	449	1,069	517	335	852
Kogi	3,701	3,362	7,063	116	100	216	2,894	2,656	5,550	2,737	2,513	5,250	2,467	2,285	4,752
Kwara	5,788	5,546	11,334	90	65	155	5,015	4,897	9,912	4,826	4,690	9,516	4,522	4,427	8,949
Lagos	47,431	51,831	99,262	315	348	663	37,351	41,727	79,078	34,699	37,930	72,629	32,675	35,952	68,627
Nassara	7,125	6,755	13,880	168	161	329	5,729	5,553	11,282	5,634	5,259	10,893	5,023	4,720	9,743
Niger	6,665	6,265	12,930	77	69	146	5,516	5,284	10,800	5,498	5,249	10,747	5,051	4,843	9,894
Ogun	20,739	22,307	43,046	73	84	157	18,152	19,922	38,074	18,163	19,748	37,911	17,300	18,899	36,199
Ondo	6,718	6,487	13,205	61	57	118	5,670	5,595	11,265	5,744	5,585	11,329	5,292	5,144	10,436

Osun	8,969	9,476	18,445	102	103	205	6,658	7,115	13,773	6,137	6,436	12,573	5,481	5,747	11,228
Oyo	12,873	14,314	27,187	265	307	572	9,682	10,819	20,501	9,468	10,294	19,762	8,418	9,119	17,537
Plateau	11,557	10,636	22,193	312	276	588	8,736	8,116	16,852	7,365	6,821	14,186	6,565	6,099	12,664
Rivers	14,195	16,148	30,343	122	130	252	13,002	14,915	27,917	12,404	14,060	26,464	11,878	13,495	25,373
Sokoto	589	682	1,271	13	17	30	462	529	991	447	553	1,000	383	457	840
Taraba	4,087	2,570	6,657	59	40	99	3,473	2,120	5,593	3,344	2,048	5,392	3,051	1,834	4,885
Yobe	1,484	1,130	2,614	81	64	145	768	585	1,353	872	704	1,576	623	496	1,119
Zamfara	1,933	1,094	3,027	54	28	82	1,379	853	2,232	1,612	934	2,546	1,243	759	2,002
Offshore	25	30	55	1	-	1	6	10	16	7	5	12	6	3	9
<b>National</b>	<b>340,600</b>	<b>337,788</b>	<b>678,388</b>	<b>5,563</b>	<b>4,835</b>	<b>10,398</b>	<b>274,711</b>	<b>280,139</b>	<b>554,850</b>	<b>269,490</b>	<b>269,210</b>	<b>538,700</b>	<b>243,763</b>	<b>246,815</b>	<b>490,578</b>

Table 7.1.12: Candidates Performance by State and Gender WASSCE November/December 2016

State	Candidates that sat for the Examination			Candidates with 5 Credits & Above without English & Mathematics			Candidates with 5 Credits and Above including English Language			Candidates with 5 Credits and Above including Mathematics			Candidates with 5 Credits and Above including English and Mathematics		
	M	F	M+F	M	F	M+F	M	F	M+F	M	F	M+F	M	F	M+F
Abia	310	276	586	3	1	4	65	59	124	39	27	66	35	25	60
Adamawa	140	80	220	1	-	1	24	6	30	9	4	13	9	4	13
Akwa Ibom	1,039	984	2,023	26	24	50	262	248	510	146	131	277	125	113	238
Anambra	824	846	1,670	14	7	21	199	236	435	183	188	371	138	144	282
Bauchi	123	54	177	4	1	5	17	6	23	13	3	16	11	3	14
Bayelsa	128	110	238	3	1	4	49	37	86	43	27	70	38	27	65
Benue	545	290	835	1	-	1	43	26	69	25	10	35	16	10	26
Borno	42	26	68	1	-	1	3	2	5	5	1	6	3	1	4
Cross River	523	491	1,014	1	2	3	93	67	160	48	32	80	44	28	72
Delta	1,820	1,695	3,515	28	16	44	531	519	1,050	454	436	890	383	360	743
Ebonyi	186	109	295	1	1	2	30	23	53	22	10	32	17	9	26
Edo	920	739	1,659	15	9	24	261	220	481	210	151	361	173	135	308
Ekiti	374	285	659	1	4	5	92	66	158	65	56	121	53	43	96
Enugu	2,398	2,291	4,689	60	78	138	928	943	1,871	778	699	1,477	681	623	1,304
FCT	1,529	1,388	2,917	2	5	7	164	152	316	111	79	190	100	78	178
Gombe	55	13	68	2	-	2	5	1	6	2	1	3	1	1	2
Imo	658	540	1,198	14	8	22	193	156	349	129	95	224	112	82	194
Jigawa	166	41	207	4	1	5	22	5	27	31	6	37	17	4	21
Kaduna	964	572	1,536	23	10	33	233	123	356	183	69	252	147	60	207
Kano	2,023	737	2,760	52	16	68	491	252	743	422	218	640	324	177	501
Katsina	213	151	364	3	4	7	24	11	35	20	3	23	14	3	17
Kebbi	279	120	399	-	-	-	105	52	157	110	60	170	100	49	149
Kogi	2,200	1,696	3,896	10	14	24	456	411	867	489	430	919	371	319	690
Kwara	1,598	1,486	3,084	25	24	49	544	515	1,059	552	483	1,035	438	399	837
Lagos	38,795	40,113	78,908	437	406	843	19,586	21,528	41,114	19,685	20,966	40,651	16,685	18,183	34,868
Nassara	853	594	1,447	6	11	17	285	219	504	272	214	486	239	182	421
Niger	1,139	851	1,990	109	57	166	477	343	820	345	235	580	277	187	464
Ogun	13,033	13,723	26,756	191	164	355	7,396	8,122	15,518	7,087	7,506	14,593	6,218	6,726	12,944



Ondo	679	560	1,239	6	1	7	150	102	252	127	68	195	110	64	174
Osun	1,443	1,310	2,753	5	9	14	392	287	679	354	226	580	297	199	496
Oyo	6,933	7,080	14,013	225	230	455	2,447	2,600	5,047	1,815	1,602	3,417	1,533	1,377	2,910
Plateau	660	445	1,105	15	7	22	219	163	382	198	117	315	164	96	260
Rivers	5,363	4,605	9,968	58	68	126	2,652	2,636	5,288	2,548	2,496	5,044	2,172	2,174	4,346
Sokoto	136	93	229	1	3	4	11	19	30	8	12	20	7	12	19
Taraba	107	49	156	2	-	2	7	1	8	6	-	6	3	-	3
Yobe	28	5	33	-	-	-	9	-	9	7	-	7	7	-	7
Zamfara	127	24	151	4	-	4	9	3	12	18	2	20	6	-	6
<b>National</b>	<b>88,353</b>	<b>84,472</b>	<b>172,825</b>	<b>1,353</b>	<b>1,182</b>	<b>2,535</b>	<b>38,474</b>	<b>40,159</b>	<b>78,633</b>	<b>36,559</b>	<b>36,663</b>	<b>73,222</b>	<b>31,068</b>	<b>31,897</b>	<b>62,965</b>

## 7.2.0 National Examination Council (NECO)

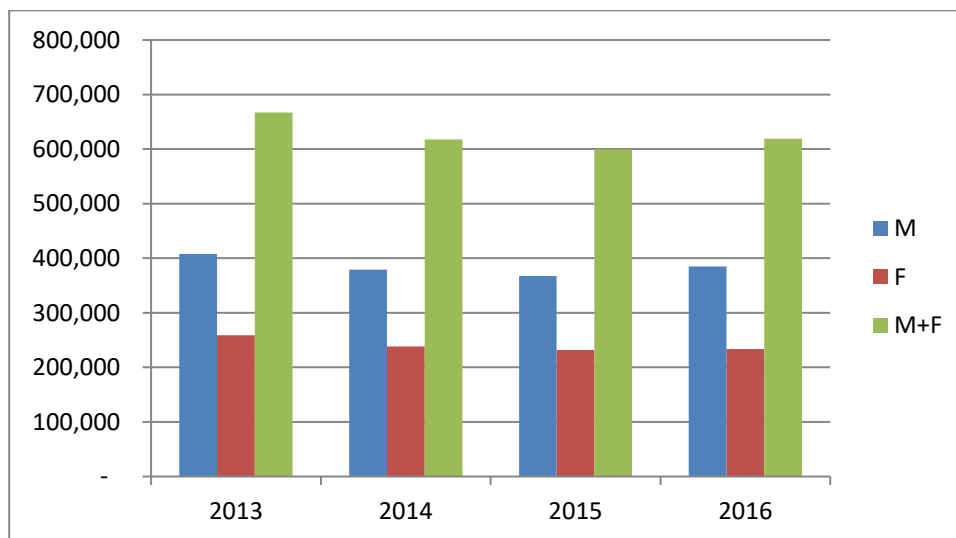
The National Examination Council (NECO) is a federal government agency established to conduct nationwide examination into federal unity schools, Junior Secondary Certificate Examination (JSCE) and Senior Secondary Certificate Examination (SSCE).

### 7.2.1 Candidates Enrolment

Table 7.2.1 shows the number of candidates that enrolled for the NECO June/July Examination in public schools between 2011/2012 – 2015/2016. Fig 7.2.1 is the graphical presentation of the enrolment for the period.

**Table 7.2.1: Number of Candidates that Sat for NECO June/July Examination in Public Schools by Gender: 2013 - 2016**

Year	M	F	M+F
2013	408,123	258,838	666,961
2014	379,402	238,594	617,996
2015	367,271	232,114	599,385
2016	385,261	233,525	618,786



**Fig 7.2.1 Number of Candidates that Sat for NECO June/July Examination in Public Schools by Gender: 2013 - 2016**

## 7.2.2 Candidates' Performances in SSCE Examination

The requirement in Nigeria for admission into tertiary institutions as well as in most other establishments is obtaining credit level passes in five subjects and above, including English Language and Mathematics. Table 7.2.2, 7.2.3 and 7.2.4 presents the performances of public schools candidates in the June/July 2014, 2015 and 2016 SSCE examination.

**Table 7.2.2: Candidates Performance in Public Schools by State and Gender SSCE June/July 2014**

State	Candidates that sat for the Examination			Candidates with 5 Credits & Above without English & Mathematics			Candidates with 5 Credits and Above including English Language			Candidates with 5 Credits and Above including Mathematics			Candidates with 5 Credits and Above including English and Mathematics		
	M	F	M+F	M	F	M+F	M	F	M+F	M	F	M+F	M	F	M+F
Abia	1,392	1,617	3,009	1,133	1,299	2,432	1,023	1,132	2,155	920	1,149	2,069	847	1,019	1,866
Adamawa	12,753	8,190	20,943	7,715	4,657	12,372	6,369	3,752	10,121	5,476	3,236	8,712	4,582	2,641	7,223
Akwa Ibom	8,674	9,953	18,627	6,233	7,171	13,404	5,272	5,864	11,136	5,190	5,871	11,061	4,421	4,858	9,279
Anambra	2,226	2,901	5,127	1,813	2,264	4,077	1,608	1,918	3,526	1,403	1,655	3,058	1,253	1,417	2,670
Bauchi	16,164	6,231	22,395	10,027	4,588	14,615	7,347	3,104	10,451	7,409	3,675	11,084	5,320	2,508	7,828
Bayelsa	6,198	5,401	11,599	5,339	4,780	10,119	4,869	4,354	9,223	4,903	4,415	9,318	4,483	4,033	8,516
Benue	12,173	8,366	20,539	9,377	6,461	15,838	7,669	5,268	12,937	7,592	5,349	12,941	6,304	4,401	10,705
Borno	13,096	8,864	21,960	7,105	5,830	12,935	5,360	3,691	9,051	5,576	5,171	10,747	4,242	3,273	7,515
Cross River	1,760	1,811	3,571	1,065	1,117	2,182	898	944	1,842	759	780	1,539	631	660	1,291
Delta	4,870	4,628	9,498	4,027	3,845	7,872	3,622	3,472	7,094	3,669	3,425	7,094	3,330	3,102	6,432
Ebonyi	2,195	1,926	4,121	1,940	1,694	3,634	1,665	1,405	3,070	1,715	1,482	3,197	1,469	1,235	2,704
Edo	8,836	8,243	17,079	7,641	7,261	14,902	6,932	6,653	13,585	7,056	6,693	13,749	6,425	6,145	12,570
Ekiti	4,184	3,881	8,065	3,191	3,153	6,344	2,903	2,842	5,745	2,829	2,772	5,601	2,577	2,504	5,081
Enugu	6,732	9,528	16,260	5,639	8,031	13,670	5,138	7,200	12,338	5,007	6,812	11,819	4,577	6,135	10,712
FCT	4,465	5,262	9,727	3,227	3,544	6,771	2,963	3,239	6,202	2,059	1,923	3,982	1,916	1,785	3,701
Gombe	8,676	4,742	13,418	5,044	3,037	8,081	4,086	2,442	6,528	3,969	2,449	6,418	3,214	1,974	5,188
Imo	6,994	8,279	15,273	5,709	6,990	12,699	5,145	6,259	11,404	4,964	5,912	10,876	4,492	5,334	9,826
Jigawa	13,850	3,753	17,603	9,107	2,344	11,451	7,832	1,635	9,467	6,384	1,842	8,226	5,547	1,292	6,839
Kaduna	16,256	11,284	27,540	11,153	7,279	18,432	9,300	5,832	15,132	9,134	5,834	14,968	7,591	4,659	12,250
Kano	30,051	10,073	40,124	21,951	8,063	30,014	17,118	5,855	22,973	17,633	6,832	24,465	14,114	5,059	19,173
Katsina	26,444	11,171	37,615	13,629	5,057	18,686	9,892	3,079	12,971	9,764	3,592	13,356	7,040	2,157	9,197
Kebbi	17,698	6,086	23,784	9,879	3,240	13,119	7,420	2,371	9,791	6,308	2,203	8,511	4,682	1,707	6,389
Kogi	10,835	7,878	18,713	9,791	7,166	16,957	8,868	6,575	15,443	8,146	5,986	14,132	7,472	5,546	13,018
Kwara	6,586	5,061	11,647	5,400	4,225	9,625	4,172	3,301	7,473	4,495	3,611	8,106	3,508	2,842	6,350
Lagos	4,085	4,178	8,263	3,331	3,289	6,620	3,139	3,081	6,220	2,948	2,735	5,683	2,783	2,592	5,375
Nassara	17,761	11,680	29,441	12,346	8,095	20,441	10,459	6,781	17,240	10,246	6,728	16,974	8,709	5,629	14,338
Niger	17,543	11,063	28,606	9,391	5,891	15,282	6,172	4,108	10,280	7,141	4,577	11,718	4,733	3,125	7,858
Ogun	2,523	2,515	5,038	1,848	1,897	3,745	1,601	1,642	3,243	1,624	1,610	3,234	1,406	1,398	2,804
Ondo	7,581	7,034	14,615	5,250	4,829	10,079	4,690	4,332	9,022	4,346	3,833	8,179	3,867	3,433	7,300
Osun	3,101	2,918	6,019	2,658	2,561	5,219	2,422	2,290	4,712	2,305	2,093	4,398	2,101	1,857	3,958
Oyo	16,274	16,160	32,434	13,461	13,384	26,845	11,917	11,696	23,613	11,768	11,812	23,580	10,453	10,343	20,796
Plateau	9,203	7,243	16,446	6,706	4,990	11,696	5,784	4,233	10,017	4,920	3,641	8,561	4,351	3,127	7,478
Rivers	1,161	1,139	2,300	1,022	999	2,021	930	903	1,833	882	854	1,736	800	773	1,573
Sokoto	17,020	5,926	22,946	8,392	3,196	11,588	6,518	2,185	8,703	6,162	2,403	8,565	4,853	1,596	6,449
Taraba	8,662	4,496	13,158	6,078	3,074	9,152	4,353	2,348	6,701	5,024	2,489	7,513	3,576	1,904	5,480
Yobe	10,898	3,221	14,119	4,386	1,790	6,176	3,410	1,225	4,635	2,869	1,509	4,378	2,264	1,066	3,330
Zamfara	20,482	5,892	26,374	12,184	3,784	15,968	8,325	2,192	10,517	8,840	2,838	11,678	5,995	1,649	7,644
<b>National</b>	<b>379,402</b>	<b>238,594</b>	<b>617,996</b>	<b>254,188</b>	<b>170,875</b>	<b>425,063</b>	<b>207,191</b>	<b>139,203</b>	<b>346,394</b>	<b>201,435</b>	<b>139,791</b>	<b>341,226</b>	<b>165,928</b>	<b>114,778</b>	<b>280,706</b>

Table 7.2.3: Analysis of Candidates' Performance in Public Schools by State and Gender SSCE June/July 2015

State	Candidates that sat for the Examination			Candidates with 5 Credits & Above without English & Mathematics			Candidates with 5 Credits and Above including English Language			Candidates with 5 Credits and Above including Mathematics			Candidates with 5 Credits and Above including English and Mathematics		
	M	F	M+F	M	F	M+F	M	F	M+F	M	F	M+F	M	F	M+F
Abia	1,069	1,489	2,558	979 38.27%	1,330	2,309	944	1,261	2,205	890	1,191	2,081	861	1,131	1,992
Adamawa	11,678	7,871	19,549	9,671	6,646	16,317	8,833	6,046	14,879	8,044	5,532	13,576	7,388	5,048	12,436
Akwa Ibom	8,417	9,507	17,924	7,291	8,208	15,499	6,293	7,036	13,329	6,095	6,774	12,869	5,301	5,865	11,166
Anambra	2,506	3,216	5,722	2,317	2,952	5,269	2,135	2,720	4,855	1,920	2,524	4,444	1,776	2,340	4,116
Bauchi	19,306	6,771	26,077	15,675	5,926	21,601	12,717	4,820	17,537	13,771	5,267	19,038	11,255	4,341	15,596
Bayelsa	6,086	5,386	11,472	5,465	4,939	10,404	5,303	4,776	10,079	5,073	4,546	9,619	4,943	4,421	9,364
Benue	10,492	7,734	18,226	9,553	7,008	16,561	8,755	6,411	15,166	8,403	6,167	14,570	7,730	5,667	13,397
Borno	8,271	5,798	14,069	7,113	5,292	12,405	6,100	4,633	10,733	5,836	4,656	10,492	5,106	4,129	9,235
Cross River	1,837	1,873	3,710	1,563	1,550	3,113	1,395	1,373	2,768	1,311	1,254	2,565	1,175	1,114	2,289
Delta	4,927	4,818	9,745	4,481	4,350	8,831	4,213	4,111	8,324	4,254	4,140	8,394	4,011	3,911	7,922
Ebonyi	2,304	2,019	4,323	2,210	1,900	4,110	2,123	1,838	3,961	1,938	1,622	3,560	1,872	1,579	3,451
Edo	7,583	6,839	14,422	7,040	6,476	13,516	6,509	6,038	12,547	6,639	6,058	12,697	6,176	5,670	11,846
Ekiti	3,957	3,751	7,708	3,632	3,503	7,135	3,424	3,339	6,763	3,349	3,281	6,630	3,172	3,144	6,316
Enugu	6,236	8,749	14,985	5,703	8,003	13,706	5,108	7,041	12,149	5,246	7,124	12,370	4,738	6,304	11,042
FCT	4,824	5,487	10,311	4,181	4,608	8,789	3,949	4,369	8,318	3,349	3,182	6,531	3,167	3,005	6,172
Gombe	7,742	4,859	12,601	6,484	4,242	10,726	5,426	3,580	9,006	5,155	3,350	8,505	4,550	3,015	7,565
Imo	6,721	7,914	14,635	6,084	7,461	13,545	5,411	6,696	12,107	5,313	6,585	11,898	4,747	5,949	10,696
Jigawa	14,463	4,476	18,939	11,619	3,760	15,379	8,459	2,514	10,973	8,933	2,339	11,272	6,695	1,705	8,400
Kaduna	15,294	9,718	25,012	12,931	8,353	21,284	10,742	6,769	17,511	11,273	7,333	18,606	9,438	6,007	15,445
Kano	36,277	12,688	48,965	28,366	11,038	39,404	22,807	9,379	32,186	22,762	8,873	31,635	18,738	7,669	26,407
Katsina	28,263	12,081	40,344	20,108	7,905	28,013	16,331	5,721	22,052	15,315	5,711	21,026	12,727	4,229	16,956
Kebbi	18,509	6,692	25,201	14,953	5,388	20,341	12,497	4,496	16,993	12,634	4,098	16,732	10,681	3,520	14,201
Kogi	9,580	6,789	16,369	9,021	6,423	15,444	8,342	5,915	14,257	8,283	5,895	14,178	7,680	5,451	13,131
Kwara	6,440	4,894	11,334	5,995	4,580	10,575	5,353	4,073	9,426	5,390	4,117	9,507	4,868	3,688	8,556
Lagos	4,732	5,222	9,954	4,478	4,908	9,386	4,368	4,803	9,171	4,120	4,350	8,470	4,026	4,269	8,295
Nassara	15,256	10,861	26,117	13,038	9,220	22,258	11,485	7,975	19,460	11,302	8,062	19,364	9,994	6,998	16,992
Niger	13,029	8,838	21,867	9,784	6,137	15,921	8,041	5,113	13,154	8,542	5,360	13,902	7,087	4,458	11,545
Ogun	2,961	3,027	5,988	2,691	2,717	5,408	2,500	2,527	5,027	2,397	2,351	4,748	2,241	2,190	4,431
Ondo	4,885	4,923	9,808	4,414	4,500	8,914	4,061	4,122	8,183	3,818	3,901	7,719	3,535	3,593	7,128
Osun	3,718	3,702	7,420	3,499	3,496	6,995	3,209	3,223	6,432	3,244	3,160	6,404	3,004	2,931	5,935
Oyo	16,449	16,658	33,107	15,345	15,550	30,895	14,447	14,632	29,079	14,312	14,426	28,738	13,510	13,604	27,114
Plateau	8,593	7,208	15,801	7,497	6,092	13,589	6,555	5,285	11,840	6,243	5,003	11,246	5,508	4,363	9,871
Rivers	1,066	1,118	2,184	994	1,055	2,049	984	1,038	2,022	921	915	1,836	913	899	1,812
Sokoto	19,236	6,352	25,588	14,482	5,350	19,832	12,291	4,205	16,496	12,468	4,456	16,924	10,687	3,594	14,281
Taraba	7,495	3,987	11,482	6,453	3,430	9,883	5,741	2,998	8,739	5,608	3,039	8,647	5,006	2,678	7,684
Yobe	10,152	3,192	13,344	6,163	1,988	8,151	4,733	1,192	5,925	4,273	958	5,231	3,375	636	4,011
Zamfara	16,917	5,607	22,524	11,878	4,201	16,079	8,564	2,695	11,259	8,594	2,498	11,092	6,293	1,596	7,889
<b>National</b>	<b>367,271</b>	<b>232,114</b>	<b>599,385</b>	<b>303,151</b>	<b>200,485</b>	<b>503,636</b>	<b>260,148</b>	<b>174,763</b>	<b>434,911</b>	<b>257,018</b>	<b>170,098</b>	<b>427,116</b>	<b>223,974</b>	<b>150,711</b>	<b>374,685</b>

**Table 7.2.4: Analysis of Candidates' Performance in Public Schools by State and Gender SSCE June/July 2016**

State	Candidates that sat for the Examination			Candidates with 5 Credits & Above without English & Mathematics			Candidates with 5 Credits and Above including English Language			Candidates with 5 Credits and Above including Mathematics			Candidates with 5 Credits and Above including English and Mathematics		
	M	F	M+F	M	F	M+F	M	F	M+F	M	F	M+F	M	F	M+F
Abia	1,255	1,498	2,753	1,202	1,442	2,644	1,130	1,376	2,506	1,126	1,273	2,399	1,059	1,215	2,274
Adamawa	20,427	12,167	32,594	17,216	10,247	27,463	14,092	8,219	22,311	14,332	8,378	22,710	11,836	6,803	18,639
Akwa Ibom	7,728	9,075	16,803	6,824	8,184	15,008	6,328	7,702	14,030	5,898	7,125	13,023	5,503	6,719	12,222
Anambra	2,476	3,605	6,081	2,265	3,296	5,561	2,132	3,100	5,232	2,017	2,842	4,859	1,899	2,673	4,572
Bauchi	22,827	7,547	30,374	18,679	6,556	25,235	15,015	5,401	20,416	14,466	5,457	19,923	11,860	4,549	16,409
Bayelsa	2,031	1,873	3,904	1,879	1,758	3,637	1,824	1,727	3,551	1,794	1,693	3,487	1,744	1,666	3,410
Benue	9,520	6,643	16,163	8,967	6,240	15,207	8,419	5,905	14,324	7,959	5,481	13,440	7,511	5,198	12,709
Borno	3,387	2,223	5,610	2,999	2,042	5,041	2,396	1,604	4,000	2,805	1,913	4,718	2,256	1,534	3,790
Cross River	2,245	1,990	4,235	2,001	1,794	3,795	1,922	1,737	3,659	1,662	1,549	3,211	1,600	1,505	3,105
Delta	3,840	4,199	8,039	3,522	3,934	7,456	3,398	3,782	7,180	3,236	3,636	6,872	3,126	3,501	6,627
Ebonyi	2,288	2,087	4,375	2,195	1,953	4,148	2,105	1,872	3,977	1,941	1,672	3,613	1,863	1,606	3,469
Edo	6,330	5,978	12,308	6,047	5,771	11,818	5,891	5,667	11,558	5,689	5,392	11,081	5,544	5,296	10,840
Ekiti	2,520	2,167	4,687	2,409	2,093	4,502	2,298	2,006	4,304	2,304	1,974	4,278	2,197	1,890	4,087
Enugu	6,012	8,013	14,025	5,528	7,420	12,948	4,908	6,639	11,547	4,678	6,324	11,002	4,173	5,674	9,847
FCT	4,974	6,159	11,133	4,228	5,026	9,254	3,947	4,742	8,689	3,348	3,315	6,663	3,135	3,119	6,254
Gombe	10,647	5,600	16,247	7,799	4,600	12,399	6,154	3,676	9,830	5,122	3,175	8,297	4,112	2,629	6,741
Imo	5,812	6,669	12,481	5,480	6,413	11,893	5,095	6,224	11,319	4,797	5,882	10,679	4,641	5,720	10,361
Jigawa	17,202	5,140	22,342	13,786	4,432	18,218	10,547	3,545	14,092	9,919	3,143	13,062	7,853	2,469	10,322
Kaduna	18,896	10,958	29,854	15,994	9,561	25,555	13,468	8,307	21,775	13,889	8,580	22,469	11,787	7,502	19,289
Kano	42,063	17,095	59,158	34,014	15,386	49,400	27,345	12,914	40,259	24,341	12,163	36,504	20,644	10,557	31,201
Katsina	29,764	12,878	42,642	20,907	9,089	29,996	16,491	6,986	23,477	15,038	6,788	21,826	12,385	5,389	17,774
Kebbi	17,292	6,596	23,888	13,557	5,422	18,979	10,888	4,336	15,224	10,532	4,453	14,985	8,743	3,547	12,290
Kogi	10,210	6,603	16,813	9,848	6,361	16,209	9,366	6,075	15,441	9,315	6,009	15,324	8,862	5,728	14,590
Kwara	5,986	4,740	10,726	5,695	4,548	10,243	5,235	4,246	9,481	5,151	4,055	9,206	4,720	3,778	8,498
Lagos	5,792	6,349	12,141	5,473	6,035	11,508	5,201	5,816	11,017	5,165	5,575	10,740	4,917	5,375	10,292
Nassara	14,294	9,003	23,297	13,551	8,555	22,106	12,556	7,911	20,467	12,275	7,696	19,971	11,403	7,118	18,521
Niger	16,742	10,671	27,413	12,561	7,407	19,968	10,548	6,172	16,720	10,402	6,307	16,709	8,749	5,249	13,998
Ogun	3,139	3,034	6,173	2,928	2,870	5,798	2,803	2,762	5,565	2,736	2,629	5,365	2,624	2,533	5,157
Ondo	6,627	6,070	12,697	6,060	5,674	11,734	5,642	5,358	11,000	5,624	5,281	10,905	5,252	5,006	10,258
Osun	4,658	4,471	9,129	4,350	4,212	8,562	4,116	4,033	8,149	4,116	3,971	8,087	3,899	3,813	7,712
Oyo	14,802	14,257	29,059	13,703	13,402	27,105	13,123	12,858	25,981	12,914	12,580	25,494	12,414	12,105	24,519
Plateau	9,443	7,026	16,469	8,577	6,370	14,947	7,685	5,685	13,370	7,363	5,396	12,759	6,641	4,834	11,475
Rivers	1,356	1,580	2,936	1,251	1,477	2,728	1,227	1,445	2,672	1,146	1,340	2,486	1,127	1,317	2,444
Sokoto	16,910	6,120	23,030	12,397	5,001	17,398	10,698	4,318	15,016	8,954	3,784	12,738	7,824	3,370	11,194
Taraba	8,982	4,436	13,418	7,953	3,893	11,846	7,232	3,509	10,741	6,510	3,201	9,711	5,966	2,918	8,884
Yobe	9,082	2,978	12,060	5,888	2,354	8,242	4,553	1,816	6,369	4,072	1,861	5,933	3,376	1,441	4,817
Zamfara	17,702	6,027	23,729	12,707	5,187	17,894	9,494	3,966	13,460	9,371	4,084	13,455	7,259	3,230	10,489
<b>National</b>	<b>385,261</b>	<b>233,525</b>	<b>618,786</b>	<b>320,440</b>	<b>206,005</b>	<b>526,445</b>	<b>275,272</b>	<b>183,437</b>	<b>458,709</b>	<b>262,007</b>	<b>175,977</b>	<b>437,984</b>	<b>230,504</b>	<b>158,576</b>	<b>389,080</b>

### 7.3.0 Joint Admission and Matriculation Board (JAMB)

The Joint Admission and Matriculation Board (JAMB) was initially set up to streamline the admission process into all Universities (Federal, State and Private) in Nigeria. Overtime, its mandate was extended to cover admissions into all three types of tertiary institutions (Universities, Polytechnics and Colleges of Education). JAMB carries out its mandate through the conduct of the Unified Tertiary Matriculation Examination (UTME) as well as through the Direct Entry route.

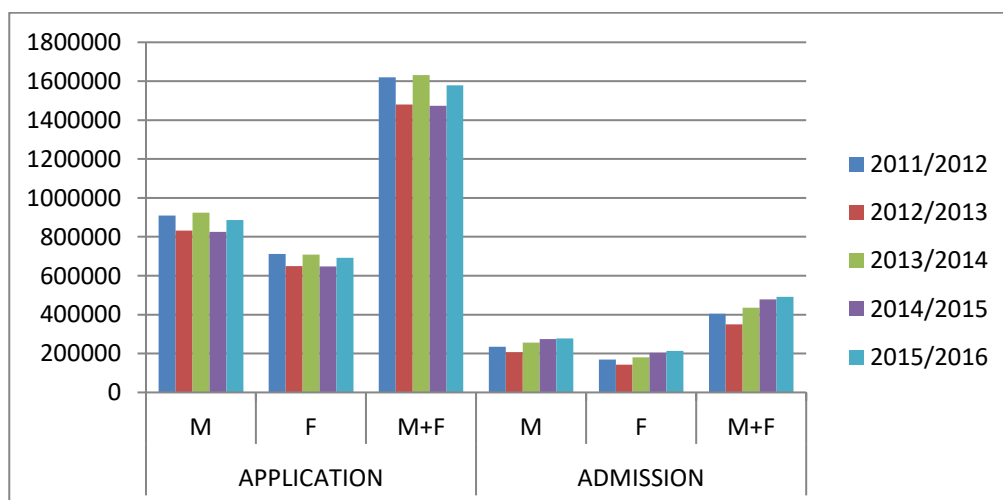
The Board places suitably qualified candidates in tertiary institutions after taking into consideration the carrying capacity of each institution, the guidelines approved by each institution and the preference indicated by the candidates for tertiary institutions and courses.

#### 7.3.1 Application and Admission

Tables 7.3.1 shows the trend of application and admission for the period 2011/12 – 2015/16 by year and gender as well as the rate of female participation. Fig 7.3.1 depicts the graphical distribution of the data for the period. Tables 7.3.2, 7.3.3 and 7.3.4 present the distribution of application and admission into Universities by State and gender for the academic years 2013/14, 2014/15 and 2015/16 together with the percentage of admission by States and proportion of female admission.

**Table 7.3.1: UTME Application and Admission by Year and Gender (2011/2012-2015/2016)**

Year	Application				Admission			
	M	F	M+F	% F	M	F	M+F	% F
2011/2012	908870	711353	1620223	43.90	234950	169051	404001	41.84
2012/2013	832195	648763	1480958	43.81	206746	142777	349523	40.85
2013/2014	923573	708414	1631987	43.41	255483	180206	435689	41.36
2014/2015	825738	647909	1473647	43.97	274372	203170	477542	42.54
2015/2016	886949	692387	1579336	43.84	277894	213848	491742	43.49



**Fig 7.3.1: UTME Application and Admission by Year and Gender (2011/2012-2015/2016)**

**Table 7.3.2: UTME 2014 Application and Admission by State and Gender**

State	Application			Admission			% Admitted	
	M	F	M+F	M	F	m+f	F (F/m+f)	M+F (m+f/National)
Abia	29274	30785	60059	6634	6582	13216	49.8	3.0
Adamawa	10897	6713	17610	3947	1909	5856	32.6	1.3
Akwa Ibom	33592	34192	67784	7142	6900	14042	49.1	3.2
Anambra	38839	45681	84520	10638	12074	22712	53.2	5.2
Bauchi	12190	4088	16278	4541	1147	5688	20.2	1.3
Bayelsa	12717	10422	23139	3665	2770	6435	43.0	1.5
Benue	41648	24698	66346	12463	6452	18915	34.1	4.3
Borno	11345	5861	17206	5315	2553	7868	32.4	1.8
Cross River	20595	15931	36526	5751	4270	10021	42.6	2.3
Delta	46104	41904	88008	10987	9344	20331	46.0	4.7
Ebonyi	20467	16045	36512	5148	3603	8751	41.2	2.0
Edo	39398	34173	73571	10235	7821	18056	43.3	4.1
Ekiti	20350	16873	37223	6138	4874	11012	44.3	2.5
Enugu	37751	39768	77519	9383	9762	19145	51.0	4.4
FCT	3067	1452	4519	805	404	1209	33.4	0.3
Gombe	13066	6190	19256	4066	1592	5658	28.1	1.3
Imo	56468	63538	120006	11989	12588	24577	51.2	5.6
Jigawa	11131	2373	13504	5060	940	6000	15.7	1.4
Kaduna	34870	20610	55480	9100	4987	14087	35.4	3.2
Kano	35467	12184	47651	11460	3869	15329	25.2	3.5
Katsina	20618	5221	25839	7405	2069	9474	21.8	2.2
Kebbi	8989	2278	11267	2271	592	2863	20.7	0.7
Kogi	40294	29090	69384	11255	7482	18737	39.9	4.3
Kwara	33847	25401	59248	9017	6662	15679	42.5	3.6
Lagos	13083	10992	24075	4307	3536	7843	45.1	1.8
Nasarawa	21706	10169	31875	5324	2243	7567	29.6	1.7
Niger	14223	6006	20229	4402	1846	6248	29.5	1.4
Ogun	36065	34047	70112	11670	11122	22792	48.8	5.2
Ondo	32529	26856	59385	9025	7728	16753	46.1	3.8
Osun	44420	36637	81057	12882	11202	24084	46.5	5.5
Oyo	43503	37380	80883	11060	9343	20403	45.8	4.7
Plateau	21799	14806	36605	6033	3645	9678	37.7	2.2
Rivers	26806	23897	50703	6042	5304	11346	46.7	2.6
Sokoto	7355	1624	8979	1704	358	2062	17.4	0.5

Taraba	14462	6539	21001	3790	1319	5109	25.8	1.2
Yobe	6910	2345	9255	3709	991	4700	21.1	1.1
Zamfara	7728	1645	9373	1120	323	1443	22.4	0.3
<b>National</b>	<b>923573</b>	<b>708414</b>	<b>1631987</b>	<b>255483</b>	<b>180206</b>	<b>435689</b>	<b>41.4</b>	<b>100.0</b>

**Table 7.3.3: UTME 2015 Application and Admission by State and Gender**

State	Application			Admission			% Admitted	
	M	F	M+F	M	F	m+f	F (F/m+f)	M+F (m+f/National)
Abia	25093	26476	51569	3932	4198	8130	51.64	1.7
Adamawa	9689	5923	15612	4098	2275	6373	35.70	1.3
Akwa Ibom	30712	31626	62338	5138	5032	10170	49.48	2.1
Anambra	35605	41959	77564	6978	8470	15448	54.83	3.2
Bauchi	14442	5019	19461	4818	1572	6390	24.60	1.3
Bayelsa	11547	9655	21202	2185	1722	3907	44.07	0.8
Benue	36769	23370	60139	9880	6085	15965	38.11	3.3
Borno	9959	5738	15697	3312	2144	5456	39.30	1.1
Cross River	16519	13229	29748	3803	3144	6947	45.26	1.5
Delta	40605	38159	78764	13363	12650	26013	48.63	5.4
Ebonyi	18338	14434	32772	6934	5822	12756	45.64	2.7
Edo	34453	31600	66053	10027	9423	19450	48.45	4.1
Ekiti	18378	15904	34282	7003	6238	13241	47.11	2.8
Enugu	33299	36038	69337	9740	10555	20295	52.01	4.2
Fct	2714	1373	4087	1155	559	1714	32.61	0.4
Gombe	13313	6416	19729	5605	2686	8291	32.40	1.7
Imo	49076	55141	104217	13190	15325	28515	53.74	6.0
Jigawa	10167	2496	12663	5162	1185	6347	18.67	1.3
Kaduna	33606	20618	54224	12076	7470	19546	38.22	4.1
Kano	35325	13254	48579	16041	5835	21876	26.67	4.6
Katsina	18443	5078	23521	9095	2522	11617	21.71	2.4
Kebbi	6932	2013	8945	4252	1369	5621	24.36	1.2
Kogi	32806	24859	57665	11182	8647	19829	43.61	4.2
Kwara	30642	23915	54557	8680	7026	15706	44.73	3.3
Lagos	12864	11123	23987	4215	3802	8017	47.42	1.7
Nasarawa	20486	10111	30597	6410	3447	9857	34.97	2.1
Niger	12499	5729	18228	5535	2478	8013	30.92	1.7
Ogun	32114	30517	62631	11439	11036	22475	49.10	4.7
Ondo	29505	24439	53944	9944	8685	18629	46.62	3.9
Osun	39095	33473	72568	13475	11632	25107	46.33	5.3
Oyo	38371	33791	72162	13082	11030	24112	45.74	5.0
Plateau	20127	14340	34467	8735	6528	15263	42.77	3.2
Rivers	21607	19715	41322	7414	6745	14159	47.64	3.0
Sokoto	8229	1777	10006	2331	680	3011	22.58	0.6
Taraba	10774	4897	15671	5282	2400	7682	31.24	1.6



Yobe	7470	2574	10044	7215	2182	9397	23.22	2.0
Zamfara	4165	1130	5295	1646	571	2217	25.76	0.5
<b>National</b>	<b>8E+05</b>	<b>647909</b>	<b>1473647</b>	<b>274372</b>	<b>203170</b>	<b>477542</b>	<b>42.5</b>	<b>100.0</b>

**Table 7.3.4: UTME 2016 Application and Admission by State and Gender**

State	Application			Admission			% Admitted	
	M	F	M+F	M	F	m+f	F (F/m+f)	M+F (m+f/National)
Abia	24976	26618	51594	7239	7876	15115	52.11	3.1
Adamawa	13264	7766	21030	6769	3695	10464	35.31	2.1
Akwa Ibom	29856	29904	59760	8307	8063	16370	49.25	3.3
Anambra	35404	41508	76912	10143	12103	22246	54.41	4.5
Bauchi	17940	6030	23970	6897	2348	9245	25.40	1.9
Bayelsa	10568	9357	19925	3203	2609	5812	44.89	1.2
Benue	37915	24237	62152	11662	7680	19342	39.71	3.9
Borno	12336	7028	19364	5633	3263	8896	36.68	1.8
Cross River	16112	13259	29371	5534	4571	10105	45.24	2.1
Delta	40307	40031	80338	10528	10582	21110	50.13	4.3
Ebonyi	17296	14498	31794	5435	4738	10173	46.57	2.1
Edo	33316	31268	64584	9691	9164	18855	48.60	3.8
Ekiti	19988	17716	37704	6266	5701	11967	47.64	2.4
Enugu	31745	35101	66846	8834	10504	19338	54.32	3.9
Fct	3249	1831	5080	966	562	1528	36.78	0.3
Gombe	16450	7855	24305	6903	3273	10176	32.16	2.1
Imo	48293	54587	102880	12926	14906	27832	53.56	5.7
Jigawa	11680	2694	14374	4204	1005	5209	19.29	1.1
Kaduna	40242	24649	64891	11805	7294	19099	38.19	3.9
Kano	41737	16039	57776	14352	5640	19992	28.21	4.1
Katsina	21455	5736	27191	8211	2279	10490	21.73	2.1
Kebbi	9514	2762	12276	3713	940	4653	20.20	0.9
Kogi	35086	26309	61395	10134	7960	18094	43.99	3.7
Kwara	32299	26191	58490	8455	6918	15373	45.00	3.1
Lagos	14143	12688	26831	4547	4349	8896	48.89	1.8
Nasarawa	23938	11989	35927	6388	3435	9823	34.97	2.0
Niger	15248	6626	21874	5416	2326	7742	30.04	1.6
Ogun	36145	35676	71821	12025	12713	24738	51.39	5.0
Ondo	32800	28430	61230	8686	7933	16619	47.73	3.4
Osun	43840	38470	82310	13467	12217	25684	47.57	5.2
Oyo	42266	38762	81028	12270	12366	24636	50.19	5.0
Plateau	21164	14910	36074	5271	3645	8916	40.88	1.8
Rivers	22289	20192	42481	6807	5910	12717	46.47	2.6
Sokoto	11042	2404	13446	3124	688	3812	18.05	0.8
Taraba	14058	6232	20290	5214	2368	7582	31.23	1.5
Yobe	8988	3034	12022	5088	1679	6767	24.81	1.4

Zamfara	5743	1509	7252	1781	545	2326	23.43	0.5
<b>National</b>	<b>886949</b>	<b>692387</b>	<b>1579336</b>	<b>277894</b>	<b>213848</b>	<b>491742</b>	<b>43.5</b>	<b>100.0</b>

### 7.3.2 Application and Admission into Faculties

Tables 7.3.5, 7.3.7 and 7.3.9 presents the application to faculties for Degree programmes by States for the 2013/2014, 2014/2015 and 2015/2016 academic sessions. It would appear that Agriculture is not popular with females in Zamfara, Sokoto, Kaduna, Jigawa and FCT as less than 10 candidates applied for this programme from these States. This observation pervades the application format in the years under consideration.

Similarly, Tables 7.3.6, 7.3.8, 7.3.10 and 7.3.13 presents the application to faculties for National Diploma (ND) and Nigeria Certificate in Education (NCE) by States and gender to programmes in Polytechnics and Colleges of Education. The data confirms the preferential application to Universities rather than the Polytechnics and Colleges of Education.

Table 7.3.17 presents the summary of application and admission into Faculties over the period 2013/2014, 2014/2015 and 2015/2016. It shows that the number of applicants had grown across the Faculties during the period. For instance, in the Faculties of Arts and Humanities, applications had grown from 20,000 to 90,000 within the period under consideration. In Engineering, applications had grown about 6 times within the same period. However, the number of candidates admitted has not reflected the pattern of growth of applications. Indeed, the pattern has remained consistent. This is graphically depicted in Figure 7.3.2.

**Table 7.3.5: 2014 UTME Applications by State, Faculty and Gender (DEGREE)**

State	Administration		Agriculture		Arts/Humanities		Education		Engr/Tech		Law		Medicine		Sciences		Soc Sciences	
	M	F	M	F	M	F	M	F	M	F	M	F	M	F	M	F	M	F
Abia	2573	3883	3081	4423	1358	2678	588	1553	8809	1029	1595	2040	3355	6964	3850	3844	3900	4131
Adamawa	633	525	160	68	539	352	194	165	2451	690	315	345	902	895	2611	1459	1795	1130
Akwa Ibom	2556	4215	381	542	1781	3109	1693	3665	10240	1368	1824	1989	3645	6943	3094	3567	6597	6735
Anambra	5175	8365	572	1006	2112	3673	1142	3320	9974	1613	2545	3175	5658	11153	4859	4683	6637	8332
Bauchi	842	230	208	25	681	225	671	284	2665	404	480	238	1483	783	2622	1210	1777	472
Bayelsa	338	521	131	58	1335	1732	608	608	2613	239	846	948	1488	2268	1205	494	4130	3535
Benue	5429	4369	809	613	3000	1955	1414	1341	5462	417	2146	1572	3677	2901	6505	3166	12552	7883
Borno	1618	655	81	19	352	360	250	172	2356	223	304	313	2162	2022	1367	611	1340	442
Cross River	2021	2225	240	183	1271	1475	1289	1534	4232	409	1065	1012	2628	3693	2629	1355	4812	3580
Delta	4081	5245	396	314	1855	3153	1664	2775	12944	1504	2712	3695	6246	11196	5394	2967	10561	10743
Ebonyi	1871	2554	405	439	2129	2158	446	689	3295	259	1719	1036	3534	3916	2717	1575	3772	2829
Edo	1375	1596	279	199	1774	3076	710	1156	9940	945	1963	2726	5551	9553	4402	2603	12978	11956
Ekiti	1580	1723	425	371	1188	1395	696	946	4515	488	1137	1240	2713	4383	3393	2560	4459	3540
Enugu	3730	6970	542	1294	1934	3227	864	3082	9775	887	2019	2073	7146	10597	4958	4377	6564	6829
FCT	332	240	33	6	127	131	71	41	493	31	127	107	211	195	424	151	947	368
Gombe	133	93	110	22	1879	1100	370	222	1182	101	269	233	1270	749	3574	1576	3052	1278
Imo	7955	11496	1569	2363	2541	4202	2212	5669	16860	2418	2875	3973	6982	16202	7154	6571	8074	10283
Jigawa	232	38	230	7	2655	527	599	196	1222	27	187	72	1264	452	2987	801	1241	175
Kaduna	2315	1415	307	89	1723	1200	521	365	4882	389	742	899	3384	4422	6512	3492	9784	5616
Kano	1353	324	583	40	4281	1498	2219	1206	3858	112	765	409	4656	3455	6672	2545	8480	1955
Katsina	412	101	208	29	2453	504	1830	549	1413	30	311	134	1653	983	6307	1965	4815	746
Kebbi	477	151	141	15	401	125	113	30	459	14	224	140	1824	841	3341	574	1635	309
Kogi	1921	1843	611	523	3363	2573	592	696	5675	638	1641	1728	3644	4518	7723	5087	14539	10868
Kwara	1282	1131	333	332	1545	1291	892	793	6372	660	1672	1548	3060	5450	4810	3492	12863	9880
Lagos	1557	1502	198	184	589	773	577	659	2515	377	595	824	1101	2067	1712	944	4056	3514
Nasarawa	2870	1814	222	107	1988	876	931	532	1345	89	863	542	1391	1139	4785	2088	6054	2104
Niger	723	302	243	95	648	549	351	137	2032	168	330	260	1222	1148	3860	1797	4322	1364
Ogun	3149	3395	1129	1208	1686	2177	1812	2880	7112	833	1384	1912	3046	6472	4592	3428	10355	10037
Ondo	3417	3684	507	438	2244	2856	1748	2481	6248	701	1887	1804	3848	5997	5728	3901	6636	4694
Osun	3715	3675	1200	1018	2103	2446	1711	2388	11441	1311	2079	2140	5103	10250	6431	4889	8962	7165
Oyo	3346	3453	1489	1294	2201	2394	1604	2177	10787	1377	1843	1898	4089	9543	5567	4480	11571	9854
Plateau	908	763	103	59	2405	2411	2061	1794	1895	161	1093	985	3160	2725	2850	1243	6114	3625
Rivers	3973	6370	195	211	903	1574	1788	2722	8751	993	2326	2703	2707	4346	2699	2578	2944	2051
Sokoto	478	65	62	1	581	143	142	40	324	8	270	91	1969	786	2013	266	1481	152
Taraba	1319	737	388	138	1961	725	265	113	1233	166	447	328	1153	691	2716	991	3623	1607
Yobe	266	58	44	3	321	174	321	123	735	62	156	106	981	520	1279	473	1141	297
Zamfara	428	55	35	0	318	108	165	57	400	9	99	53	1357	577	3393	568	1288	193
<b>National</b>	<b>76383</b>	<b>85781</b>	<b>17650</b>	<b>17736</b>	<b>60225</b>	<b>58925</b>	<b>35124</b>	<b>47160</b>	<b>186505</b>	<b>21150</b>	<b>42855</b>	<b>45291</b>	<b>109263</b>	<b>160795</b>	<b>146735</b>	<b>88371</b>	<b>215851</b>	<b>160272</b>

Table 7.3.6: 2014 UTME Applications by State, Faculty and Gender (ND & NCE)

State	Engineering(ND)			Social Sciences(ND)			Sciences(ND)			Agriculture(ND)			Health(ND)			Arts(COE)			Science(COE)		
	M	F	M+F	M	F	M+F	M	F	M+F	M	F	M+F	M	F	M+F	M	F	M+F	M	F	M+F
Abia	504	168	672	219	368	587	93	51	144	46	52	98	43	118	161	101	328	429	93	126	219
Adamawa	197	100	297	301	147	448	121	22	143	127	35	162	85	44	129	436	320	756	349	193	542
Akwa Ibom	819	232	1051	305	424	729	102	62	164	30	21	51	65	186	251	246	621	867	222	285	507
Anambra	1184	308	1492	352	567	919	142	147	289	83	114	197	55	163	218	269	1355	1624	214	489	703
Bauchi	90	35	125	285	58	343	81	12	93	135	57	192	35	14	49	383	122	505	466	125	591
Bayelsa	498	68	566	40	39	79	75	19	94	20	9	29	6	10	16	290	355	645	113	68	181
Benue	1221	134	1355	518	376	894	181	61	242	97	84	181	183	121	304	1840	1192	3032	972	418	1390
Borno	147	32	179	277	128	405	51	5	56	195	28	223	13	16	29	625	463	1088	955	558	1513
Cross River	375	54	429	163	165	328	82	24	106	18	18	36	52	89	141	653	782	1435	447	197	644
Delta	1209	237	1446	557	655	1212	353	169	522	90	69	159	75	129	204	410	699	1109	457	324	781
Ebonyi	480	120	600	206	238	444	108	48	156	17	32	49	58	70	128	312	484	796	165	155	320
Edo	1286	188	1474	477	537	1014	223	112	335	54	42	96	68	114	182	96	202	298	114	96	210
Ekiti	682	222	904	311	329	640	125	63	188	86	67	153	88	161	249	127	261	388	107	121	228
Enugu	743	275	1018	426	802	1228	184	149	333	77	129	206	129	248	377	258	1413	1671	275	702	977
FCT	43	6	49	36	16	52	14	4	18	6	0	6	1	3	4	227	159	386	77	17	94
Gombe	165	25	190	145	66	211	51	5	56	79	36	115	64	17	81	532	409	941	599	185	784
Imo	984	268	1252	470	732	1202	258	130	388	158	196	354	96	195	291	344	1110	1454	282	480	762
Jigawa	39	20	59	209	24	233	136	23	159	40	4	44	43	24	67	854	239	1093	1256	175	1431
Kaduna	449	119	568	441	268	709	156	42	198	150	82	232	88	112	200	1638	1219	2857	1769	754	2523
Kano	404	31	435	378	133	511	123	15	138	103	24	127	62	47	109	1118	458	1576	861	190	1051
Katsina	101	13	114	187	52	239	121	18	139	80	55	135	45	28	73	1691	384	2075	1659	574	2233
Kebbi	38	20	58	212	57	269	88	8	96	63	16	79	39	20	59	107	35	142	195	28	223
Kogi	1102	230	1332	626	557	1183	260	126	386	67	105	172	109	168	277	1048	1144	2192	1071	751	1822
Kwara	917	153	1070	537	509	1046	179	69	248	84	55	139	67	121	188	1021	1168	2189	401	490	891
Lagos	605	129	734	382	404	786	111	33	144	45	47	92	37	85	122	119	241	360	103	82	185
Nasarawa	196	31	227	79	49	128	42	9	51	71	46	117	13	11	24	1319	697	2016	890	273	1163
Niger	250	48	298	378	161	539	125	21	146	175	55	230	119	103	222	206	120	326	194	117	311
Ogun	1500	352	1852	917	1036	1953	264	155	419	149	150	299	129	297	426	583	1264	1847	388	518	906
Ondo	773	258	1031	495	577	1072	177	92	269	192	190	382	128	255	383	465	808	1273	285	305	590
Osun	961	429	1390	983	888	1871	380	211	591	234	180	414	188	403	591	649	1140	1789	699	706	1405
Oyo	861	337	1198	810	845	1655	238	132	370	417	266	683	107	245	352	603	1040	1643	385	421	806
Plateau	334	70	404	220	193	413	98	42	140	193	104	297	36	21	57	1313	1094	2407	900	454	1354
Rivers	312	129	441	223	268	491	129	41	170	17	19	36	30	62	92	35	80	115	52	38	90
Sokoto	22	3	25	100	18	118	22	2	24	10	2	12	13	4	17	13	3	16	25	6	31
Taraba	260	59	319	155	64	219	104	18	122	75	29	104	61	26	87	364	116	480	256	77	333
Yobe	72	17	89	74	20	94	15	3	18	13	5	18	8	3	11	404	219	623	721	211	932
Zamfara	26	20	46	158	24	182	71	8	79	26	2	28	22	10	32	24	28	52	57	50	107
<b>National</b>	<b>19849</b>	<b>4940</b>	<b>24789</b>	<b>12652</b>	<b>11794</b>	<b>24446</b>	<b>5083</b>	<b>2151</b>	<b>7234</b>	<b>3522</b>	<b>2425</b>	<b>5947</b>	<b>2460</b>	<b>3743</b>	<b>6203</b>	<b>20723</b>	<b>21772</b>	<b>42495</b>	<b>18074</b>	<b>10759</b>	<b>28833</b>

Table 7.3.7: 2015 UTME Applications by State, Faculty and Gender (DEGREE)

State	Administration (Business & Public)		Agriculture		Arts/Humanities		Education		Eng/Tech/Env.Design		Law/Legal Studies		Medicine		Sciences		Social Sciences	
	M	F	M	F	M	F	M	F	M	F	M	F	M	F	M	F	M	F
	Abia	1512	2179	2613	3431	797	1328	459	1229	7941	1495	1474	2014	3159	6534	3355	3559	3588
Adamawa	542	444	124	81	123	165	219	216	2754	723	361	416	1127	1055	1972	1227	2259	1392
Akwa Ibom	1644	2605	363	467	1537	3235	1463	3276	10781	3190	1571	1998	3233	6415	2927	3279	5039	5078
Anambra	4058	6062	581	1015	1670	2614	988	3018	9832	2083	2411	3074	5178	10717	4650	4849	6064	8241
Bauchi	837	227	169	23	456	125	692	323	2277	374	592	296	2001	972	2395	1156	2006	493
Bayelsa	193	185	97	60	860	1282	407	479	3167	866	863	1063	1399	2330	957	453	3555	2902
Benue	3478	2739	616	580	1488	1194	926	888	6890	1943	2045	1624	3581	3051	6391	3765	10915	7254
Borno	896	484	75	23	110	131	271	206	2055	211	287	305	2634	2477	1160	583	1629	698
Cross River	1120	1056	207	134	753	1082	832	971	3663	615	869	983	2292	3452	2399	1273	3989	3345
Delta	3382	4361	328	254	1191	1710	1339	2083	13259	3210	2475	3725	6075	11142	4726	2910	7543	8313
Ebonyi	845	1280	348	359	615	631	358	553	3387	719	1563	989	3303	3789	2600	1560	4810	4098
Edo	3410	3652	225	196	1041	1425	439	881	9968	2073	1855	2765	5196	9404	4120	2761	7903	8133
Ekiti	1662	1786	314	327	921	1088	603	826	4442	714	1116	1264	2590	4230	2923	2544	3534	2896
Enugu	2577	4561	513	1235	1277	1703	692	2581	9214	1888	1940	2033	6352	9889	4653	4849	5902	6987
FCT	276	168	31	12	65	54	59	49	439	32	130	135	218	249	374	152	931	419
Gombe	933	504	125	20	570	740	269	186	1082	95	354	244	2109	1166	3359	1627	3586	1217
Imo	3845	5732	1328	2078	2062	2941	1617	4168	15778	3698	2390	3511	6449	14903	6690	6496	8612	11244
Jigawa	290	48	128	5	1004	434	374	138	904	25	142	74	1393	573	3071	793	2330	327
Kaduna	3321	2054	315	92	877	866	366	288	4943	411	835	899	3594	5083	6678	3654	9003	5311
Kano	2533	565	559	38	2376	1172	2023	1234	4136	159	755	512	5444	4665	7040	2752	9571	1901
Katsina	1221	209	128	16	1010	286	1033	422	1610	64	317	148	1877	1152	6178	2025	3857	559
Kebbi	356	110	98	7	157	80	64	23	364	13	163	119	1378	762	2953	584	1244	274
Kogi	2863	2696	527	524	1032	1139	385	476	5623	915	1421	1714	3387	4473	6374	4595	10695	7783
Kwara	3696	3164	338	355	1212	908	774	802	6037	723	1729	1580	3087	5539	4029	3300	8463	6628
Lagos	1937	2024	142	153	541	613	470	663	2898	559	632	835	1123	2201	1663	1018	3259	2905
Nasarawa	1558	1103	224	112	757	470	1144	655	1306	98	956	690	1248	1163	4537	2228	7792	2981
Niger	1415	638	185	84	203	112	287	119	1862	158	339	301	1112	1155	3527	1772	3067	1234
Ogun	3548	3900	840	849	1272	1489	1524	2455	7117	1374	1431	1939	2956	6321	4042	2951	7744	7703
Ondo	2998	3248	433	386	1175	1153	1578	2146	6171	1165	1832	1873	3864	5741	5199	3738	5961	4717
Osun	3531	3838	928	755	1748	1901	1478	2104	10083	1377	1962	2223	4709	9533	5470	4313	6693	5620
Oyo	3678	3968	1210	991	1849	1990	1413	1960	9937	1428	1896	1969	3905	8920	4929	4257	8494	7422
Plateau	567	557	142	77	820	715	1330	1329	2508	347	1143	1085	3017	3176	2726	1342	6993	4986
Rivers	965	1507	184	217	659	1158	1416	2138	8596	2750	1879	2302	2333	4082	2111	1909	2965	3270
Sokoto	294	48	57	1	488	100	156	28	313	6	301	103	2489	985	2344	306	1739	191
Taraba	876	487	325	153	296	209	208	134	1252	158	425	315	1227	687	2092	851	3489	1501
Yobe	324	125	37	6	162	146	348	128	819	43	203	119	1374	676	1405	497	1132	247
Zamfara	238	55	14	0	129	60	60	27	285	14	101	52	762	408	1729	374	749	129
<b>National</b>	<b>67419</b>	<b>68369</b>	<b>14871</b>	<b>15116</b>	<b>33303</b>	<b>36449</b>	<b>28064</b>	<b>39202</b>	<b>183693</b>	<b>35716</b>	<b>40758</b>	<b>45291</b>	<b>107175</b>	<b>159070</b>	<b>133748</b>	<b>86302</b>	<b>187105</b>	<b>142890</b>

Table 7.3.8: 2015 UTME Applications by State, Faculty and Gender (ND & NCE)

State	Engineering (ND)			Social Science (ND)			Sciences (ND)			Agriculture (ND)			Health Science (ND)			Arts (NCE)			Sciences (NCE)		
	M	F	M+F	M	F	M+F	M	F	M+F	M	F	M+F	M	F	M+F	M	F	M+F	M	F	M+F
Abia	101	21	122	56	110	166	13	16	29	0	5	5	19	45	64	4	13	17	2	6	8
Adamawa	19	8	27	33	22	55	6	2	8	19	6	25	3	8	11	76	122	198	52	36	88
Akwa Ibom	1060	141	1201	655	960	1615	207	111	318	4	8	12	148	540	688	49	239	288	31	84	115
Anambra	81	23	104	60	141	201	12	13	25	2	13	15	6	43	49	11	44	55	1	9	10
Bauchi	80	7	87	153	68	221	28	3	31	33	11	44	30	14	44	1608	635	2243	1085	292	1377
Bayelsa	19	1	20	8	9	17	3	3	6	0		0	2	5	7	13	13	26	4	4	8
Benue	100	12	112	152	123	275	21	10	31	12	10	22	17	36	53	101	117	218	36	24	60
Borno	162	20	182	100	53	153	29	8	37	259	53	312	48	79	127	125	247	372	119	160	279
Cross River	93	7	100	88	97	185	21	11	32	6	3	9	58	71	129	95	104	199	34	25	59
Delta	98	20	118	73	94	167	31	13	44	1	10	11	12	42	54	52	223	275	20	49	69
Ebonyi	198	33	231	196	221	417	24	22	46	7	17	24	46	90	136	28	58	86	10	15	25
Edo	92	27	119	133	180	313	32	12	44	7	4	11	19	49	68	10	34	44	3	4	7
Ekiti	101	17	118	100	121	221	33	17	50	8	8	16	23	50	73	6	10	16	2	6	8
Enugu	82	20	102	43	119	162	12	17	29	4	10	14	19	52	71	11	74	85	8	20	28
FCT	22	0	22	11	7	18	1	0	1	6	1	7	2	3	5	121	80	201	28	12	40
Gombe	64	8	72	57	32	89	11	0	11	45	13	58	39	12	51	384	427	811	326	125	451
Imo	132	28	160	109	195	304	26	24	50	5	11	16	17	54	71	10	45	55	6	13	19
Jigawa	64	7	71	53	12	65	47	19	66	90	2	92	57	17	74	155	15	170	65	7	72
Kaduna	412	43	455	685	330	1015	118	35	153	93	25	118	311	307	618	1315	848	2163	740	372	1112
Kano	50	5	55	67	10	77	25	6	31	54	4	58	69	25	94	504	176	680	119	30	149
Katsina	101	1	102	136	21	157	57	9	66	76	9	85	34	18	52	556	94	650	252	45	297
Kebbi	13	0	13	10	3	13	2	3	5	109	24	133	9	5	14	2	6	8	10	0	10
Kogi	113	19	132	189	205	394	28	22	50	11	13	24	19	59	78	100	181	281	39	45	84
Kwara	391	66	457	652	510	1162	126	77	203	12	25	37	52	187	239	32	38	70	12	13	25
Lagos	63	11	74	96	87	183	21	6	27	6	3	9	9	31	40	3	11	14	1	3	4
Nasarawa	66	7	73	89	32	121	9	4	13	30	19	49	15	17	32	532	423	955	223	109	332
Niger	61	7	68	60	17	77	27	5	32	231	55	286	28	22	50	64	33	97	31	17	48
Ogun	573	98	671	728	855	1583	126	56	182	37	90	127	126	344	470	38	79	117	12	14	26
Ondo	97	22	119	118	128	246	34	22	56	5	10	15	26	65	91	13	21	34	1	4	5
Osun	1072	143	1215	830	739	1569	266	161	427	32	83	115	229	588	817	50	64	114	14	31	45
Oyo	348	65	413	475	441	916	89	52	141	34	50	84	64	204	268	34	62	96	16	12	28
Plateau	155	27	182	121	111	232	18	8	26	149	167	316	46	65	111	316	300	616	76	48	124
Rivers	257	43	300	152	196	348	40	15	55	1	4	5	41	103	144	5	16	21	3	5	8
Sokoto	10	0	10	13	3	16	7	0	7	7	0	7	4	4	8	3	2	5	4	0	4
Taraba	60	20	80	36	19	55	23	5	28	245	211	456	29	13	42	134	102	236	57	32	89
Yobe	45	2	47	30	14	44	9	1	10	29	3	32	34	14	48	502	322	824	1017	231	1248
Zamfara	7	0	7	16	1	17	4	0	4	56	0	56	2	2	4	9	5	14	4	3	7
<b>National</b>	<b>6462</b>	<b>979</b>	<b>7441</b>	<b>6583</b>	<b>6286</b>	<b>12869</b>	<b>1586</b>	<b>788</b>	<b>2374</b>	<b>1725</b>	<b>980</b>	<b>2705</b>	<b>1712</b>	<b>3283</b>	<b>4995</b>	<b>7071</b>	<b>5283</b>	<b>12354</b>	<b>4463</b>	<b>1905</b>	<b>6368</b>

**Table 7.3.9: 2016 UTME Applications by State, Faculty and Gender (DEGREE)**

State	Administration (Business & Public)		Agriculture		Arts/Humanities		Education		Eng/Tech/Env.Design		Law/Legal Studies		Medicine		Sciences		Social Sciences	
	M	F	M	F	M	F	M	F	M	F	M	F	M	F	M	F	M	F
Abia	1459	2167	1110	1409	1001	1844	550	1289	7688	841	1301	1950	3397	7163	3344	3408	4958	6397
Adamawa	891	565	192	86	146	172	410	362	3313	981	503	467	1641	1601	2709	1502	3139	1669
Akwa Ibom	2198	3247	347	431	1788	3195	1523	3357	9473	1217	1515	1945	3507	7268	2863	2860	5220	5343
Anambra	3640	5524	444	731	2036	3176	989	3129	9622	1459	2203	2918	5677	11882	4502	4361	6140	8147
Bauchi	1015	299	279	31	539	182	1488	620	2531	409	799	307	3301	1505	3083	1434	2968	687
Bayelsa	235	244	108	55	901	1323	365	431	2541	265	778	1054	1492	2605	780	389	3335	2959
Benue	4996	4156	668	603	1699	1386	974	1026	5824	472	1931	1592	4338	3971	6652	3803	10552	6984
Borno	898	522	110	42	130	121	306	223	2287	211	357	368	3464	3348	1372	575	2111	832
Cross River	885	962	192	152	818	1256	654	824	3126	309	852	994	2819	4159	2399	1090	4116	3300
Delta	3208	4733	352	285	1727	3143	1421	2287	12346	1492	2350	3546	6425	12716	4439	2824	7816	8670
Ebonyi	1135	1536	247	243	753	898	344	554	3347	297	1327	920	3497	4241	2126	1522	4125	3949
Edo	1241	1533	264	192	1675	2989	559	1035	9217	1073	1558	2458	5388	10385	3845	2252	9304	9068
Ekiti	1981	2077	384	381	1391	1762	516	839	4782	572	1142	1287	2718	4765	3060	3040	3686	2755
Enugu	2582	4527	363	923	1371	1955	693	2443	8155	836	1891	2094	6855	11092	4045	4182	5652	6827
FCT	308	232	40	18	83	85	85	85	558	34	108	161	256	341	407	219	1244	539
Gombe	352	188	197	20	688	787	574	336	1306	116	521	316	3015	1905	3599	1771	5310	1834
Imo	5005	7154	842	1283	2214	3499	1743	4517	14627	1845	2590	3693	6939	16328	6463	5784	7567	10146
Jigawa	259	35	188	7	1080	341	779	290	984	23	188	69	1456	578	3765	1035	2776	279
Kaduna	2449	1333	427	148	1025	1093	637	433	6184	448	967	980	4456	6478	8142	4791	12361	7015
Kano	2083	457	886	59	2312	1176	3039	1995	4947	130	790	492	6442	5430	8490	3801	12222	2332
Katsina	1317	214	172	25	1058	305	1379	517	1935	51	319	156	2142	1354	7153	2336	4822	618
Kebbi	391	144	123	8	225	80	95	32	635	12	257	145	2309	1373	3698	638	1740	317
Kogi	1856	1720	649	568	1292	1392	565	669	6248	708	1361	1603	3723	5258	6556	4866	12431	9156
Kwara	4228	3690	388	475	1494	1339	840	954	6614	742	1760	1610	3558	6714	4010	3275	8369	6734
Lagos	2247	2343	198	192	729	829	482	703	2971	424	701	872	1313	2866	1682	1027	3633	3301
Nasarawa	1594	1063	313	115	881	550	1506	872	1720	96	1144	757	1663	1510	5076	2789	8992	3468
Niger	1576	697	237	109	305	152	516	182	2259	172	397	337	1439	1474	4182	1988	4152	1439
Ogun	4213	4966	1039	986	1756	2113	1592	2605	7682	900	1547	2135	3568	8284	4238	3198	8774	9129
Ondo	3786	4146	449	451	2464	3077	1459	2187	6576	793	1900	1925	4447	7373	5507	4269	5926	3980
Osun	4209	4625	1055	957	2595	3002	1399	2242	11085	1178	2085	2325	5767	11483	5777	4838	7184	6099
Oyo	4466	4731	1374	1137	2565	2895	1464	2273	10748	1265	1987	2052	4614	11324	5015	4463	9128	7975
Plateau	1055	1076	162	68	970	838	1343	1219	2796	270	1072	1044	3401	3785	2724	1343	7238	4978
Rivers	1586	2318	202	225	782	1314	1185	1789	7641	867	1770	2317	2828	5276	2134	1566	3700	4270
Sokoto	396	51	79	1	709	151	238	53	467	5	420	152	3501	1420	2971	355	2250	215
Taraba	1340	775	415	212	441	326	306	142	1699	210	607	395	1881	1095	2739	1237	4442	1743
Yobe	347	139	124	12	176	118	487	144	907	44	285	130	1698	829	1867	675	1481	325
Zamfara	257	50	22	0	221	57	119	61	409	14	108	54	1125	610	2457	543	973	112
<b>National</b>	<b>71684</b>	<b>74239</b>	<b>14641</b>	<b>12640</b>	<b>42040</b>	<b>48921</b>	<b>32624</b>	<b>42719</b>	<b>185250</b>	<b>20781</b>	<b>41391</b>	<b>45620</b>	<b>126060</b>	<b>189789</b>	<b>143871</b>	<b>90049</b>	<b>209837</b>	<b>153591</b>

Table 7.3.10: 2016 UTME Applications by State, Faculty and Gender (ND & NCE)

State	Engineering(ND)			Social Science(ND)			Sciences(ND)			Arts(COE)			Sciences(COE)		
	M	F	M+F	M	F	M+F	M	F	M+F	M	F	M+F	M	F	M+F
Abia	72	9	81	75	117	192	15	2	17	4	16	20	2	6	8
Adamawa	14	1	15	36	21	57	7	1	8	188	275	463	75	63	138
Akwa Ibom	717	113	830	550	692	1242	100	51	151	38	141	179	17	44	61
Anambra	74	15	89	60	126	186	12	3	15	3	33	36	2	4	6
Bauchi	35	9	44	58	17	75	12	2	14	1064	371	1435	768	157	925
Bayelsa	10	3	13	9	17	26	7	0	7	6	10	16	1	2	3
Benue	56	14	70	128	120	248	21	7	28	57	88	145	19	15	34
Borno	284	37	321	231	149	380	51	25	76	417	408	825	318	167	485
Cross River	89	9	98	85	100	185	11	3	14	49	82	131	17	19	36
Delta	83	18	101	75	116	191	16	3	19	37	161	198	12	37	49
Ebonyi	160	36	196	198	233	431	25	20	45	11	32	43	1	17	18
Edo	102	37	139	138	201	339	19	13	32	5	27	32	1	5	6
Ekiti	106	23	129	181	182	363	33	13	46	8	16	24	0	4	4
Enugu	34	15	49	72	102	174	17	6	23	13	74	87	2	25	27
FCT	7	1	8	16	9	25	2	0	2	118	90	208	17	17	34
Gombe	32	1	33	27	27	54	5	1	6	545	445	990	279	108	387
Imo	128	31	159	136	230	366	28	19	47	8	48	56	3	10	13
Jigawa	39	4	43	32	5	37	41	17	58	58	6	64	35	5	40
Kaduna	319	24	343	639	325	964	79	28	107	1657	1147	2804	900	406	1306
Kano	41	0	41	71	14	85	21	3	24	290	122	412	103	28	131
Katsina	72	2	74	108	6	114	43	9	52	681	93	774	254	50	304
Kebbi	9	1	10	17	9	26	7	1	8	5	1	6	3	1	4
Kogi	118	22	140	183	200	383	30	19	49	59	105	164	15	23	38
Kwara	322	45	367	596	505	1101	92	56	148	26	44	70	2	8	10
Lagos	50	11	61	118	109	227	12	2	14	5	9	14	2	0	2
Nasarawa	58	5	63	46	45	91	8	3	11	722	582	1304	215	134	349
Niger	44	4	48	49	19	68	16	1	17	52	43	95	24	9	33
Ogun	612	106	718	961	1103	2064	115	56	171	36	85	121	12	10	22
Ondo	91	20	111	164	173	337	25	11	36	2	16	18	4	9	13
Osun	1132	186	1318	1251	1262	2513	266	184	450	29	70	99	6	19	25
Oyo	316	57	373	493	503	996	70	26	96	21	58	79	5	3	8
Plateau	70	9	79	89	87	176	9	3	12	190	161	351	45	29	74
Rivers	216	34	250	200	187	387	36	14	50	4	11	15	5	4	9
Sokoto	6	0	6	3	1	4	0	0	0	1	0	1	1	0	1
Taraba	36	21	57	40	19	59	9	1	10	76	45	121	27	11	38
Yobe	44	1	45	40	10	50	10	1	11	601	380	981	921	226	1147
Zamfara	15	0	15	16	0	16	14	0	14	4	5	9	3	3	6
<b>National</b>	<b>5613</b>	<b>924</b>	<b>6537</b>	<b>7191</b>	<b>7041</b>	<b>14232</b>	<b>1284</b>	<b>604</b>	<b>1888</b>	<b>7090</b>	<b>5300</b>	<b>12390</b>	<b>4116</b>	<b>1678</b>	<b>5794</b>



Table 7.3.11: 2014 UTME Admissions by State, Faculty and Gender (DEGREE)

State	Administration (Business & Public)		Agriculture		Arts/Humanities		Education		Eng/Tech/Env.Design		Law/Legal Studies		Medicine		Science(DEG)		Social Sciences (DEG)	
	M	F	M	F	M	F	M	F	M	F	M	F	M	F	M	F	M	F
Abia	395	469	689	1064	398	616	528	883	1314	184	140	155	301	469	1252	1027	518	504
Adamawa	281	136	124	43	165	74	399	194	363	106	41	24	68	61	463	213	427	197
Akwa Ibom	173	258	233	420	589	877	673	1051	1429	251	145	119	297	393	974	881	840	819
Anambra	670	884	393	590	709	1055	1072	2188	1833	367	213	239	662	849	1698	1575	1089	1184
Bauchi	169	22	122	20	213	61	638	143	694	77	95	17	193	41	634	253	308	90
Bayelsa	64	84	94	179	315	473	293	284	642	61	67	56	173	200	370	367	605	498
Benue	848	585	489	315	669	570	1012	583	750	105	128	87	244	103	1306	497	2005	1221
Borno	305	122	168	48	154	143	670	354	575	172	91	44	134	90	551	203	404	147
Cross River	371	316	149	143	242	307	764	827	863	136	86	90	299	380	704	367	483	375
Delta	393	453	282	385	622	1034	1072	1612	1647	276	197	233	524	646	1845	1214	1254	1209
Ebonyi	285	311	265	247	319	251	370	432	496	55	168	89	331	197	819	394	749	480
Edo	207	236	327	398	606	908	1334	1638	1518	214	145	201	493	526	1662	1123	1625	1286
Ekiti	230	199	302	295	395	467	657	728	837	139	135	164	192	240	1039	736	825	682
Enugu	790	868	430	562	360	438	875	1544	1734	219	193	112	598	563	1417	995	894	743
FCT	16	17	13	5	44	40	68	32	83	5	11	9	22	16	55	32	89	43
Gombe	43	17	88	11	287	140	454	185	234	34	48	17	152	62	632	218	493	165
Imo	894	899	626	1069	751	1195	1098	2045	2258	410	191	182	563	1025	2035	1668	981	984
Jigawa	44	7	117	11	432	54	762	125	254	9	27	12	103	46	528	128	216	39
Kaduna	291	138	99	48	507	351	825	540	748	135	62	59	164	131	861	540	852	449
Kano	220	36	364	155	881	298	1923	964	1361	55	155	86	425	226	1808	747	1274	404
Katsina	87	19	122	25	404	85	1136	356	380	13	25	16	139	59	824	271	404	101
Kebbi	55	18	129	29	156	41	289	120	80	5	26	15	50	28	542	114	202	38
Kogi	295	214	405	318	679	640	1124	853	1090	172	116	136	231	200	1379	766	1653	1102
Kwara	198	159	245	309	541	527	778	725	1142	184	145	119	287	277	1287	880	1188	917
Lagos	225	200	123	119	173	316	478	522	477	114	100	120	109	150	521	369	699	605
Nasarawa	355	207	81	41	302	161	584	234	185	25	79	49	70	36	519	178	539	196
Niger	98	34	125	75	282	150	681	265	332	39	50	24	61	54	678	330	648	250
Ogun	538	515	558	534	463	772	1348	1793	1269	224	190	228	358	577	1456	1207	1560	1500
Ondo	301	287	408	402	518	690	984	1318	1155	230	190	175	276	314	1742	1054	936	773
Osun	481	413	765	983	638	829	1239	1398	2005	336	169	212	455	691	1909	1422	1127	961
Oyo	321	286	776	952	577	642	1161	1290	1688	308	126	134	349	467	1598	1117	1043	861
Plateau	131	82	41	21	472	444	563	365	289	56	46	42	132	95	557	228	708	334
Rivers	479	612	208	342	267	446	1098	1524	1381	216	163	176	174	225	1083	814	391	312
Sokoto	66	6	102	25	147	32	325	85	67	4	27	5	90	27	499	114	176	22
Taraba	209	75	196	74	262	136	446	171	173	37	56	22	78	30	466	125	629	260
Yobe	88	21	99	14	214	55	696	122	329	33	41	18	154	46	433	132	348	72
Zamfara	30	5	35	6	71	25	158	45	63	2	14	5	35	14	234	53	96	26
<b>National</b>	<b>10646</b>	<b>9210</b>	<b>9792</b>	<b>10277</b>	<b>14824</b>	<b>15343</b>	<b>28575</b>	<b>27538</b>	<b>31738</b>	<b>5008</b>	<b>3901</b>	<b>3491</b>	<b>8986</b>	<b>9554</b>	<b>36380</b>	<b>22352</b>	<b>28278</b>	<b>19849</b>

Table 7.3.12: 2014 UTME Applications by State, Faculty and Gender (ND & NCE)

State	Engineering (ND)			Social Sciences (ND)			Sciences (ND)			Agriculture (ND)			Health (ND)			Arts (COE)			Science (COE)		
	M	F	M+F	M	F	M+F	M	F	M+F	M	F	M+F	M	F	M+F	M	F	M+F	M	F	M+F
Abia	504	168	672	219	368	587	93	51	144	46	52	98	43	118	161	101	328	429	93	126	219
Adamawa	197	100	297	301	147	448	121	22	143	127	35	162	85	44	129	436	320	756	349	193	542
Akwa Ibom	819	232	1051	305	424	729	102	62	164	30	21	51	65	186	251	246	621	867	222	285	507
Anambra	1184	308	1492	352	567	919	142	147	289	83	114	197	55	163	218	269	1355	1624	214	489	703
Bauchi	90	35	125	285	58	343	81	12	93	135	57	192	35	14	49	383	122	505	466	125	591
Bayelsa	498	68	566	40	39	79	75	19	94	20	9	29	6	10	16	290	355	645	113	68	181
Benue	1221	134	1355	518	376	894	181	61	242	97	84	181	183	121	304	1840	1192	3032	972	418	1390
Borno	147	32	179	277	128	405	51	5	56	195	28	223	13	16	29	625	463	1088	955	558	1513
Cross River	375	54	429	163	165	328	82	24	106	18	18	36	52	89	141	653	782	1435	447	197	644
Delta	1209	237	1446	557	655	1212	353	169	522	90	69	159	75	129	204	410	699	1109	457	324	781
Ebonyi	480	120	600	206	238	444	108	48	156	17	32	49	58	70	128	312	484	796	165	155	320
Edo	1286	188	1474	477	537	1014	223	112	335	54	42	96	68	114	182	96	202	298	114	96	210
Ekiti	682	222	904	311	329	640	125	63	188	86	67	153	88	161	249	127	261	388	107	121	228
Enugu	743	275	1018	426	802	1228	184	149	333	77	129	206	129	248	377	258	1413	1671	275	702	977
FCT	43	6	49	36	16	52	14	4	18	6	0	6	1	3	4	227	159	386	77	17	94
Gombe	165	25	190	145	66	211	51	5	56	79	36	115	64	17	81	532	409	941	599	185	784
Imo	984	268	1252	470	732	1202	258	130	388	158	196	354	96	195	291	344	1110	1454	282	480	762
Jigawa	39	20	59	209	24	233	136	23	159	40	4	44	43	24	67	854	239	1093	1256	175	1431
Kaduna	449	119	568	441	268	709	156	42	198	150	82	232	88	112	200	1638	1219	2857	1769	754	2523
Kano	404	31	435	378	133	511	123	15	138	103	24	127	62	47	109	1118	458	1576	861	190	1051
Katsina	101	13	114	187	52	239	121	18	139	80	55	135	45	28	73	1691	384	2075	1659	574	2233
Kebbi	38	20	58	212	57	269	88	8	96	63	16	79	39	20	59	107	35	142	195	28	223
Kogi	1102	230	1332	626	557	1183	260	126	386	67	105	172	109	168	277	1048	1144	2192	1071	751	1822
Kwara	917	153	1070	537	509	1046	179	69	248	84	55	139	67	121	188	1021	1168	2189	401	490	891
Lagos	605	129	734	382	404	786	111	33	144	45	47	92	37	85	122	119	241	360	103	82	185
Nasarawa	196	31	227	79	49	128	42	9	51	71	46	117	13	11	24	1319	697	2016	890	273	1163
Niger	250	48	298	378	161	539	125	21	146	175	55	230	119	103	222	206	120	326	194	117	311
Ogun	1500	352	1852	917	1036	1953	264	155	419	149	150	299	129	297	426	583	1264	1847	388	518	906
Ondo	773	258	1031	495	577	1072	177	92	269	192	190	382	128	255	383	465	808	1273	285	305	590
Osun	961	429	1390	983	888	1871	380	211	591	234	180	414	188	403	591	649	1140	1789	699	706	1405
Oyo	861	337	1198	810	845	1655	238	132	370	417	266	683	107	245	352	603	1040	1643	385	421	806
Plateau	334	70	404	220	193	413	98	42	140	193	104	297	36	21	57	1313	1094	2407	900	454	1354
Rivers	312	129	441	223	268	491	129	41	170	17	19	36	30	62	92	35	80	115	52	38	90
Sokoto	22	3	25	100	18	118	22	2	24	10	2	12	13	4	17	13	3	16	25	6	31
Taraba	260	59	319	155	64	219	104	18	122	75	29	104	61	26	87	364	116	480	256	77	333
Yobe	72	17	89	74	20	94	15	3	18	13	5	18	8	3	11	404	219	623	721	211	932
Zamfara	26	20	46	158	24	182	71	8	79	26	2	28	22	10	32	24	28	52	57	50	107
<b>National</b>	<b>19849</b>	<b>4940</b>	<b>24789</b>	<b>12652</b>	<b>11794</b>	<b>24446</b>	<b>5083</b>	<b>2151</b>	<b>7234</b>	<b>3522</b>	<b>2425</b>	<b>5947</b>	<b>2460</b>	<b>3743</b>	<b>6203</b>	<b>20723</b>	<b>21772</b>	<b>42495</b>	<b>18074</b>	<b>10759</b>	<b>28833</b>

**Table 7.3.13: 2015 UTME Admissions by State, Faculty and Gender (DEGREE)**

State	Administration (Business & Public)		Agriculture		Arts/Humanities		Education		Eng/Tech/Env.Design		Law/Legal Studies		Medicine		Sciences		Social Sciences	
	M	F	M	F	M	F	M	F	M	F	M	F	M	F	M	F	M	F
Abia	152	236	227	348	211	423	311	585	749	147	71	106	206	339	784	721	543	602
Adamawa	181	142	118	95	74	99	302	217	705	222	38	35	75	64	736	416	444	292
Akwa Ibom	133	197	246	304	394	633	415	707	995	156	65	79	234	309	670	640	555	458
Anambra	449	507	296	453	449	702	683	1512	1320	272	136	152	493	700	1198	1269	883	1057
Bauchi	93	27	139	21	143	57	278	154	359	107	35	26	98	39	566	291	258	68
Bayelsa	61	61	86	115	272	340	192	182	465	65	23	24	106	138	210	139	333	314
Benue	740	621	673	555	611	562	796	461	688	89	71	46	226	136	1626	812	1411	927
Borno	108	85	120	100	63	101	224	152	351	103	49	34	150	133	373	258	266	140
Cross River	171	169	131	119	200	282	415	404	515	79	38	55	236	256	502	365	400	376
Delta	593	675	548	528	685	1337	1665	2561	1875	355	211	275	784	1002	2629	1766	1545	1704
Ebonyi	393	403	360	382	390	395	623	933	757	101	157	96	502	359	1174	917	1219	990
Edo	188	197	404	431	650	1094	1325	2039	1324	255	140	204	597	869	1769	1287	1839	1717
Ekiti	347	364	426	478	448	624	847	1092	908	187	97	120	183	214	1160	946	781	659
Enugu	588	752	490	694	469	543	661	1669	1749	296	191	172	709	675	1580	1330	1179	1179
FCT	44	27	47	21	85	57	108	57	109	18	11	8	20	20	101	52	185	76
Gombe	89	35	127	33	379	318	750	362	265	56	60	24	152	87	758	350	919	358
Imo	789	959	697	1004	925	1340	1793	3942	2270	434	176	239	703	1014	2249	2082	1378	1490
Jigawa	34	8	146	22	419	105	611	141	176	14	17	16	74	33	630	165	331	52
Kaduna	327	155	138	99	578	476	1105	850	936	165	54	59	145	161	1239	767	1056	776
Kano	211	72	435	131	1050	440	2336	1148	1280	72	113	103	467	223	2223	1055	1270	319
Katsina	310	99	124	53	391	168	1169	470	448	63	53	28	71	54	1241	483	818	193
Kebbi	225	86	214	93	179	88	424	208	300	46	25	20	52	28	1126	412	495	191
Kogi	293	268	529	521	570	741	1106	962	1080	225	105	112	252	241	1680	1087	1851	1327
Kwara	280	230	405	538	551	511	1054	1049	1013	174	105	80	240	247	1024	882	988	746
Lagos	360	323	136	149	272	395	516	658	554	94	57	82	121	210	623	485	675	661
Nasarawa	642	321	145	84	355	264	550	310	269	41	40	43	69	50	579	315	799	367
Niger	272	133	154	104	271	176	758	462	454	82	48	37	62	50	838	489	846	401
Ogun	613	678	745	706	574	692	1612	2379	1309	216	192	227	362	630	1576	1275	1231	1213
Ondo	344	357	472	471	633	725	1223	1612	942	238	146	160	310	298	1651	1089	797	644
Osun	584	571	832	934	740	905	1419	1813	1773	389	168	186	564	827	1845	1539	1045	858
Oyo	475	440	841	855	701	756	1442	1799	1688	380	158	150	409	530	1620	1396	960	905
Plateau	287	221	135	109	417	520	1152	1063	724	131	82	69	150	140	1055	643	1145	849
Rivers	365	482	348	402	383	628	1322	1747	1454	240	156	179	252	303	1017	859	793	812
Sokoto	44	24	67	29	241	85	320	112	99	6	32	16	44	39	518	187	343	81
Taraba	435	244	384	145	271	176	583	267	384	65	55	29	92	40	713	300	937	432
Yobe	211	44	154	30	220	93	1088	247	254	30	38	31	111	53	623	202	628	110
Zamfara	41	13	23	11	90	32	176	58	62	7	16	11	34	15	287	76	152	24
<b>National</b>	<b>11472</b>	<b>10226</b>	<b>11562</b>	<b>11167</b>	<b>15354</b>	<b>16883</b>	<b>31354</b>	<b>34384</b>	<b>30603</b>	<b>5620</b>	<b>3229</b>	<b>3333</b>	<b>9355</b>	<b>10526</b>	<b>40193</b>	<b>27347</b>	<b>31298</b>	<b>23368</b>

Table 7.3.14: 2015 UTME Admissions by State, Faculty and Gender (ND & NCE)

State	Engineering (ND)			Social Science (ND)			Sciences (ND)			Agriculture (ND)			Health Science (ND)			Arts (NCE)			Sciences (NCE)		
	M	F	M+F	M	F	M+F	M	F	M+F	M	F	M+F	M	F	M+F	M	F	M+F	M	F	M+F
Abia	322	79	401	137	207	344	71	35	106	18	43	61	30	100	130	52	150	202	48	77	125
Adamawa	470	54	524	446	245	691	192	76	268	70	47	117	99	87	186	85	135	220	63	49	112
Akwa Ibom	574	130	704	291	407	698	150	55	205	19	21	40	72	211	283	184	501	685	141	224	365
Anambra	368	145	513	203	348	551	93	75	168	29	52	81	46	127	173	181	750	931	151	349	500
Bauchi	289	26	315	239	91	330	56	8	64	309	103	412	41	28	69	1060	344	1404	855	182	1037
Bayelsa	106	30	136	61	79	140	60	19	79	25	11	36	10	15	25	117	152	269	58	38	96
Benue	622	154	776	449	372	821	127	67	194	216	96	312	143	111	254	918	774	1692	563	302	865
Borno	314	23	337	150	72	222	48	8	56	57	25	82	34	54	88	491	495	986	514	361	875
Cross River	187	38	225	113	125	238	51	25	76	10	13	23	67	94	161	497	617	1114	270	127	397
Delta	1207	280	1487	686	957	1643	394	179	573	121	101	222	95	205	300	173	518	691	152	207	359
Ebonyi	507	112	619	220	288	508	125	49	174	44	57	101	73	152	225	245	426	671	145	162	307
Edo	751	227	978	461	581	1042	293	123	416	64	42	106	57	116	173	76	172	248	89	69	158
Ekiti	711	223	934	386	404	790	150	87	237	164	184	348	108	213	321	201	323	524	86	120	206
Enugu	923	219	1142	497	859	1356	158	130	288	65	109	174	134	299	433	156	958	1114	191	671	862
FCT	59	4	63	47	28	75	11	4	15	9	1	10	3	6	9	201	135	336	115	45	160
Gombe	211	20	231	126	66	192	43	9	52	145	53	198	48	17	65	635	593	1228	898	305	1203
Imo	792	210	1002	488	786	1274	218	129	347	128	189	317	134	397	531	220	687	907	230	423	653
Jigawa	299	22	321	195	31	226	185	47	232	153	10	163	108	45	153	889	287	1176	895	187	1082
Kaduna	743	104	847	753	419	1172	155	52	207	346	76	422	100	104	204	2502	1982	4484	1899	1225	3124
Kano	912	90	1002	744	178	922	181	33	214	208	20	228	184	102	286	2414	1039	3453	2013	810	2823
Katsina	711	58	769	467	86	553	200	37	237	159	72	231	107	44	151	1414	294	1708	1412	320	1732
Kebbi	557	18	575	317	94	411	123	15	138	76	8	84	75	23	98	19	23	42	45	16	61
Kogi	820	186	1006	586	626	1212	214	147	361	107	112	219	90	159	249	1026	1192	2218	873	741	1614
Kwara	839	177	1016	704	582	1286	210	113	323	102	64	166	72	189	261	788	997	1785	305	447	752
Lagos	323	84	407	196	229	425	59	33	92	23	28	51	37	83	120	140	204	344	123	84	207
Nasarawa	345	45	390	339	180	519	103	27	130	20	12	32	59	36	95	1280	914	2194	816	438	1254
Niger	598	48	646	409	132	541	178	25	203	208	70	278	97	76	173	152	105	257	190	88	278
Ogun	1128	296	1424	860	997	1857	259	134	393	149	152	301	176	408	584	372	761	1133	281	272	553
Ondo	1086	268	1354	632	686	1318	203	88	291	293	260	553	156	308	464	739	1116	1855	317	365	682
Osun	1865	415	2280	840	851	1691	467	309	776	222	192	414	178	442	620	578	940	1518	355	461	816
Oyo	1973	541	2514	1133	1096	2229	441	306	747	405	318	723	184	469	653	428	807	1235	224	282	506
Plateau	609	118	727	563	516	1079	152	78	230	196	126	322	128	185	313	1386	1397	2783	554	363	917
Rivers	579	148	727	304	358	662	137	60	197	21	18	39	45	135	180	136	250	386	102	124	226
Sokoto	168	6	174	195	34	229	101	8	109	47	2	49	78	29	107	16	16	32	18	6	24
Taraba	272	74	346	212	104	316	167	51	218	239	176	415	83	30	113	248	179	427	207	88	295
Yobe	356	44	400	245	78	323	92	13	105	20	7	27	72	34	106	1145	657	1802	1958	509	2467
Zamfara	124	11	135	122	24	146	170	16	186	14	1	15	195	88	283	33	43	76	107	141	248
<b>National</b>	<b>22720</b>	<b>4727</b>	<b>27447</b>	<b>14816</b>	<b>13216</b>	<b>28032</b>	<b>6037</b>	<b>2670</b>	<b>8707</b>	<b>4501</b>	<b>2871</b>	<b>7372</b>	<b>3418</b>	<b>5221</b>	<b>8639</b>	<b>21197</b>	<b>20933</b>	<b>42130</b>	<b>17263</b>	<b>10678</b>	<b>27941</b>

**Table 7.3.15: 2016 UTME Admissions by State, Faculty and Gender (DEGREE)**

State	Administration (Business & Public)		Agriculture		Arts/Humanities		Education		Eng/Tech/Env.Design		Law/Legal Studies		Medicine		Sciences		Social Sciences	
	M	F	M	F	M	F	M	F	M	F	M	F	M	F	M	F	M	F
Abia	334	437	456	885	388	646	453	899	1628	238	136	211	439	885	1224	1345	798	1063
Adamawa	545	305	327	268	75	86	805	555	1158	355	37	28	136	100	1654	854	821	469
Akwa Ibom	337	443	323	509	542	914	907	1411	1969	376	94	136	279	524	1194	1102	776	906
Anambra	525	762	457	679	655	959	768	1978	2301	481	193	224	693	1201	1860	2059	1189	1555
Bauchi	134	39	265	73	194	62	1037	447	947	183	59	27	257	95	852	446	390	87
Bayelsa	90	85	138	175	324	389	274	365	866	113	66	72	172	267	549	431	575	581
Benue	760	632	700	589	590	578	1533	1078	982	122	96	89	250	214	2284	1348	1608	1231
Borno	252	151	305	178	112	96	900	683	691	103	45	48	208	197	772	522	380	215
Cross River	241	220	169	184	208	325	733	887	1037	166	76	80	386	558	1014	675	611	608
Delta	384	579	351	448	594	1019	1332	2230	1700	307	124	178	510	892	2116	1637	956	1174
Ebonyi	265	304	445	695	329	350	554	591	691	103	140	82	378	354	861	624	786	710
Edo	179	215	525	646	617	941	1631	2299	1372	200	99	153	565	1009	2367	1544	1105	1216
Ekiti	269	294	447	560	358	490	681	871	953	205	87	123	165	277	1318	1177	760	685
Enugu	444	588	464	897	326	443	667	1394	1795	312	147	157	558	832	1543	1521	915	979
FCT	24	17	27	17	21	21	72	44	133	11	4	7	15	21	119	67	129	51
Gombe	78	35	185	40	288	281	910	483	322	44	52	26	155	104	1284	737	1146	409
Imo	648	950	774	1424	657	935	1378	2928	2820	536	111	211	566	1127	2306	2254	1084	1290
Jigawa	34	11	173	42	328	133	460	111	274	15	21	14	74	39	854	299	268	46
Kaduna	239	110	205	158	445	366	1229	1067	1134	255	48	36	186	248	1624	1205	1021	607
Kano	234	59	991	293	760	371	2403	1265	1153	51	103	55	423	327	2955	1387	1388	271
Katsina	234	58	143	61	331	103	1133	443	383	31	53	32	100	76	1572	607	715	145
Kebbi	58	37	273	76	111	36	372	92	264	19	31	17	103	56	1665	434	342	71
Kogi	221	215	524	578	576	708	921	831	1191	226	65	99	217	268	1858	1318	1904	1629
Kwara	377	363	485	738	530	462	922	971	1322	259	102	100	258	331	1333	1128	991	864
Lagos	330	340	157	208	222	275	739	870	585	130	83	122	86	214	688	649	583	576
Nasarawa	249	152	364	235	205	136	662	394	333	37	45	36	71	48	1232	697	1091	554
Niger	211	110	221	174	214	113	919	401	534	85	33	40	74	70	1104	570	638	290
Ogun	643	722	772	837	533	728	1753	2745	1493	282	144	236	397	812	1755	1698	1180	1265
Ondo	328	367	563	667	456	563	1158	1613	989	264	130	148	298	536	2010	1416	713	610
Osun	527	622	955	1325	710	838	1461	1922	2059	464	139	194	432	877	2242	1940	871	852
Oyo	391	462	893	1207	543	651	1399	1926	1681	467	107	140	277	588	1750	1645	706	711
Plateau	118	111	94	47	245	217	735	517	414	81	31	31	68	67	643	354	675	456
Rivers	333	545	228	313	266	377	1368	1793	1712	277	145	210	253	349	1108	907	508	599
Sokoto	61	7	98	15	358	80	393	76	85	3	52	6	195	109	1087	257	596	81
Taraba	370	209	434	196	260	179	707	357	473	67	47	26	110	56	985	402	854	398
Yobe	157	65	255	63	236	113	764	305	256	21	29	11	127	52	738	282	532	119
Zamfara	80	9	38	4	147	32	324	140	113	5	24	9	60	52	647	219	193	46
<b>National</b>	<b>10704</b>	<b>10630</b>	<b>14224</b>	<b>15504</b>	<b>13754</b>	<b>15016</b>	<b>34457</b>	<b>36982</b>	<b>37813</b>	<b>6894</b>	<b>2998</b>	<b>3414</b>	<b>9541</b>	<b>13832</b>	<b>51167</b>	<b>35757</b>	<b>29798</b>	<b>23419</b>

Table 7.3.16: 2016 UTME Admissions by State, Faculty and Gender (ND & NCE)

State	Engineering (ND)			Social Science (ND)			Sciences (ND)			Agriculture (ND)			Health (ND)			Arts (COE)			Sciences (COE)		
	M	F	M+F	M	F	M+F	M	F	M+F	M	F	M+F	M	F	M+F	M	F	M+F	M	F	M+F
Abia	632	135	767	290	474	764	149	65	214	50	118	168	40	137	177	91	233	324	131	105	236
Adamawa	306	22	328	369	190	559	80	14	94	63	27	90	88	73	161	173	224	397	132	125	257
Akwa Ibom	928	181	1109	333	479	812	173	82	255	32	38	70	91	263	354	179	479	658	150	220	370
Anambra	656	178	834	269	545	814	110	87	197	56	102	158	56	143	199	216	868	1084	139	282	421
Bauchi	294	25	319	331	102	433	128	25	153	135	70	205	83	71	154	1184	450	1634	607	146	753
Bayelsa	70	14	84	38	55	93	5	2	7	11	17	28	9	16	25	10	20	30	6	7	13
Benue	645	131	776	367	339	706	116	40	156	181	95	276	70	59	129	1121	943	2064	359	192	551
Borno	576	93	669	333	165	498	79	18	97	177	85	262	60	51	111	380	411	791	363	247	610
Cross River	212	41	253	100	134	234	68	14	82	23	28	51	33	86	119	360	405	765	263	160	423
Delta	1210	267	1477	670	1013	1683	216	135	351	59	58	117	129	265	394	120	271	391	57	109	166
Ebonyi	457	155	612	176	248	424	108	81	189	69	106	175	57	112	169	70	154	224	49	69	118
Edo	595	137	732	310	425	735	81	33	114	87	40	127	30	59	89	74	183	257	54	64	118
Ekiti	557	138	695	244	291	535	124	51	175	115	82	197	43	86	129	113	298	411	32	73	105
Enugu	869	301	1170	366	760	1126	143	122	265	61	108	169	141	449	590	221	1112	1333	174	529	703
FCT	72	11	83	31	18	49	6	1	7	3	1	4	0	4	4	223	215	438	87	56	143
Gombe	131	10	141	101	57	158	50	6	56	126	37	163	53	48	101	1040	621	1661	982	335	1317
Imo	967	335	1302	531	935	1466	212	146	358	215	311	526	107	379	486	269	767	1036	281	378	659
Jigawa	291	26	317	190	21	211	180	40	220	162	14	176	87	30	117	456	88	544	352	76	428
Kaduna	888	143	1031	685	412	1097	237	75	312	459	201	660	116	120	236	1683	1337	3020	1606	954	2560
Kano	450	60	510	427	111	538	112	14	126	209	27	236	108	88	196	1659	827	2486	977	434	1411
Katsina	485	22	507	257	34	291	149	26	175	136	56	192	69	49	118	1437	268	1705	1014	268	1282
Kebbi	192	15	207	148	33	181	65	13	78	45	15	60	20	15	35	10	5	15	14	6	20
Kogi	807	182	989	448	419	867	203	78	281	101	101	202	63	93	156	701	867	1568	334	348	682
Kwara	812	134	946	489	543	1032	171	88	259	111	107	218	45	109	154	383	548	931	124	173	297
Lagos	370	110	480	352	381	733	84	31	115	56	86	142	29	66	95	135	235	370	48	56	104
Nasarawa	292	40	332	97	64	161	60	16	76	33	19	52	22	30	52	1120	706	1826	512	271	783
Niger	514	47	561	379	174	553	166	20	186	199	68	267	76	58	134	77	73	150	57	33	90
Ogun	1146	312	1458	989	1211	2200	248	110	358	148	214	362	115	252	367	494	992	1486	215	297	512
Ondo	807	145	952	435	437	872	179	70	249	148	149	297	99	200	299	251	588	839	122	160	282
Osun	1883	387	2270	814	865	1679	453	276	729	238	249	487	115	304	419	404	833	1237	164	269	433
Oyo	1554	462	2016	962	954	1916	315	180	495	370	321	691	109	351	460	927	1833	2760	286	468	754
Plateau	215	45	260	171	132	303	68	0	68	189	141	330	60	126	186	1140	1062	2202	405	258	663
Rivers	480	82	562	221	284	505	65	37	102	30	29	59	16	47	63	32	40	72	42	21	63
Sokoto	78	0	78	56	11	67	14	24	38	13	3	16	21	5	26	6	4	10	11	7	18
Taraba	204	68	272	139	69	208	87	21	108	205	89	294	58	34	92	188	148	336	93	49	142
Yobe	326	24	350	118	34	152	94	6	100	19	12	31	86	21	107	654	370	1024	697	181	878
Zamfara	43	0	43	36	6	42	19	4	23	14	2	16	4	0	4	18	7	25	21	10	31
<b>National</b>	<b>21014</b>	<b>4478</b>	<b>25492</b>	<b>12272</b>	<b>12425</b>	<b>24697</b>	<b>4817</b>	<b>2051</b>	<b>6868</b>	<b>4348</b>	<b>3226</b>	<b>7574</b>	<b>2408</b>	<b>4299</b>	<b>6707</b>	<b>17619</b>	<b>18485</b>	<b>36104</b>	<b>10960</b>	<b>7436</b>	<b>18396</b>

Table 7.3.17: UTME Application and Admission by Year and Faculty 2013/2014 - 2015/2016 (DEGREE)

Year	Admin		Agric		Arts/Humanities		Education		Engr/Tech		Law/Legal		Medicine		Science		Soc Sciences	
	Application	Admission	Application	Admission	Application	Admission	Application	Admission	Application	Admission	Application	Admission	Application	Admission	Application	Admission	Application	Admission
2013/2014	162164	19856	35386	20069	119150	30167	82284	56113	207655	36746	88146	7392	270058	18540	235106	58732	376123	48127
2014/2015	135788	21698	29987	22729	69752	32237	67266	65738	219409	36223	86049	6562	266245	19881	220050	67540	329995	54666
2015/2016	145923	21334	27281	29728	90961	28770	75343	71439	206031	44707	87011	6412	315849	23373	233920	86924	363428	53217

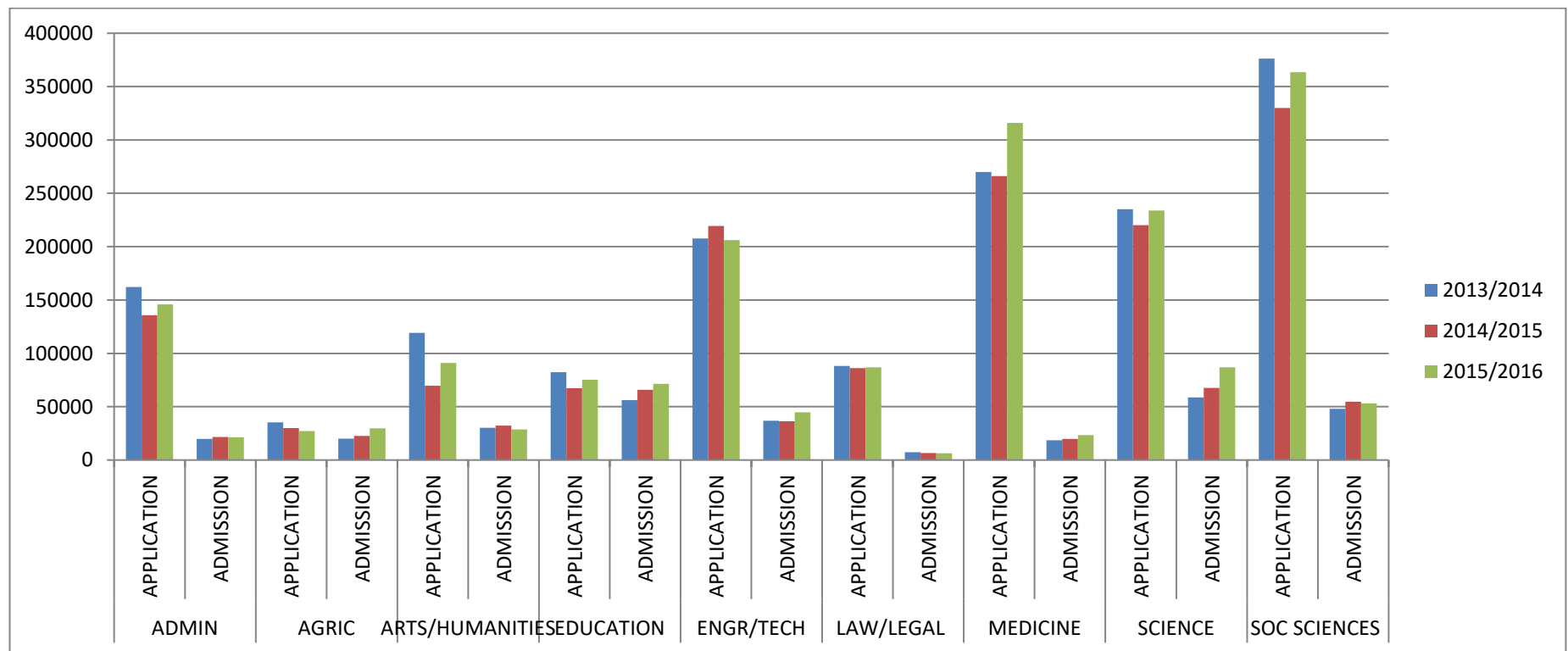
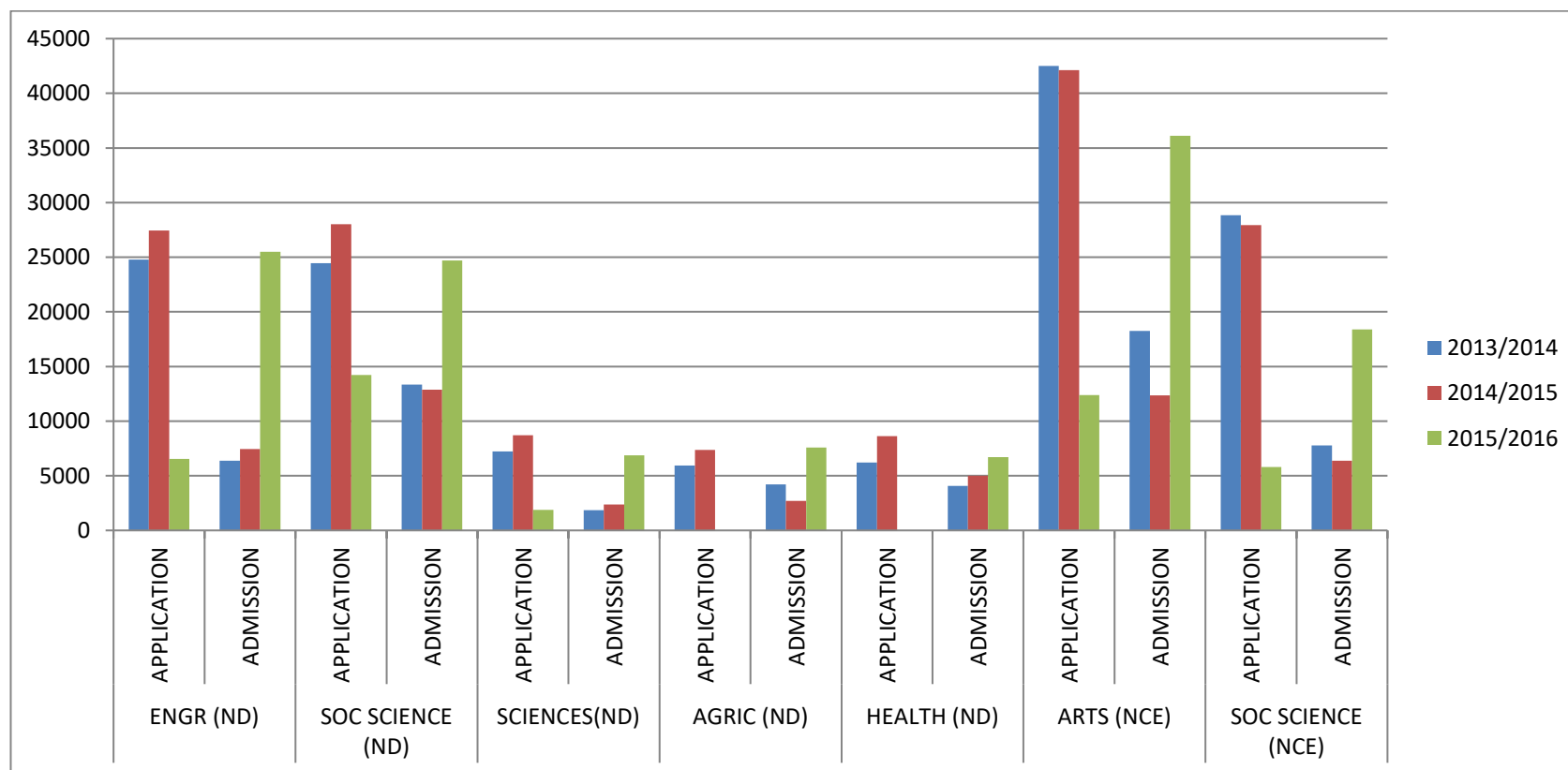


Fig 7.3.2 UTME Application and Admission 2013/2014 - 2015/2016 (DEGREE)

**Table 7.3.18: UTME Application and Admission by Year and Faculty 2013/2014 - 2015/2016 (ND &NCE)**

YEAR	ENGR (ND)		SOC SCIENCE (ND)		SCIENCES(ND)		AGRIC (ND)		HEALTH (ND)		ARTS (NCE)		SOC SCIENCE (NCE)	
	APPLICATIO N	ADMISSIO N	APPLICATIO N	ADMISSIO N	APPLICATIO N	ADMISSIO N	APPLICATIO N	ADMISSIO N	APPLICATIO N	ADMISSIO N	APPLICATIO N	ADMISSIO N	APPLICATIO N	ADMISSIO N
2013/2014	24789	6380	24446	13353	7234	1860	5947	4206	6203	4083	42495	18265	28833	7768
2014/2015	27447	7441	28032	12869	8707	2374	7372	2705	8639	4995	42130	12354	27941	6368
2015/2016	6537	25492	14232	24697	1888	6868		7574		6707	12390	36104	5794	18396



**Figure 7.3.3: UTME Application and Admission 2013/2014 - 2015/2016 (ND & NCE)**



#### 7.4.0 National Business and Technical Examinations Board (NABTEB)

The National Business and Technical Examinations Board was established in 1992 to domesticate craft level examinations which were hitherto conducted by City & Guilds of London, Pitman and Royal Society of Arts, all of the United Kingdom. The Board conducts technical and business examinations and issues valid certificates with a view to meeting the needs of candidates who wish to use them for both academic progress and employment.

NABTEB conducts the National Technical Certificate (NTC) and National Business Certificate (NBC) examinations for school candidates in May/June as well as the advanced level versions for external candidates in October/November of every year. Its certificate is accepted by the Joint Admissions and Matriculation Board as a requirement for admission into tertiary institutions namely Universities, Polytechnics and Colleges of Education in the country.

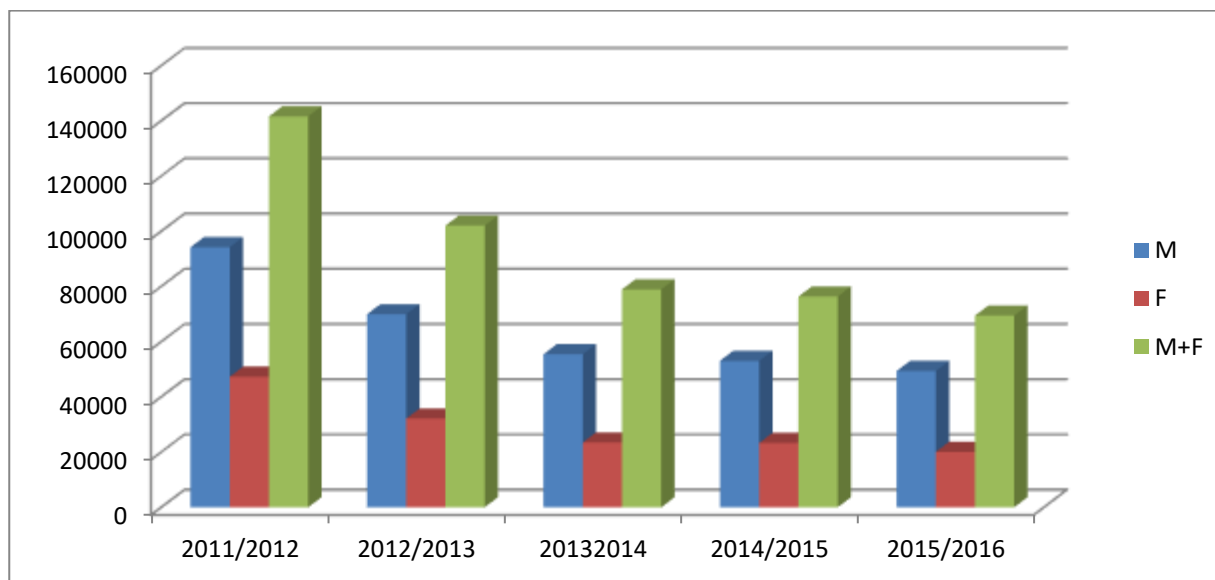
#### 7.4.1 Candidates Enrolment

Table 7.4.1 summarises the enrolment by gender into NTC/NBC examination during the period 2011/2012 – 2015/2016 and Table 7.4.2 shows candidates enrolment by State, gender and rate of female participation for the 2012/2013 – 2015/2016 academic session.

**Table 7.4.1: Total Candidates Enrolment by Year and Gender for May/June NTC/NBC Examination (2012/2013 - 2015/2016)**

	M	F	M+F	% Females
2011/2012	94259	47351	141610	33.4
2012/2013	69939	32155	102094	31.5
20132014	55473	23450	78923	29.7
2014/2015	53051	23312	76363	30.5
2015/2016	49394	20078	69472	28.9

**NOTE:** Some candidates did not indicate their gender



**Fig 7.4.1: Total Candidates Enrolment by Year and Gender for May/June NTC/NBC Examination (2012/2013 - 2015/2016)**

Table 7.4.2: Candidates Enrolment by State, Year and Gender in the May/June 2014, 2015 and 2016 NBC/NTC Examinations

State	2013/2014				2014/2015				2015/2016			
	M	F	M+F	% Female	M	F	M+F	% Female	M	F	M+F	% Female
Abia	314	238	552	43.1	301	285	586	48.6	240	230	470	48.9
Adamawa	3482	1438	4920	29.2	2225	1007	3232	31.2	2764	1265	4029	31.4
Akwa Ibom	1646	333	1979	16.8	1413	324	1737	18.7	1188	362	1550	23.4
Anambra	784	639	1423	44.9	800	470	1270	37.0	810	539	1349	40.0
Bauchi	2201	353	2554	13.8	1330	222	1552	14.3	1142	223	1365	16.3
Bayelsa	33	9	42	21.4	11	8	19	42.1	61	7	68	10.3
Benue	1448	422	1870	22.6	1616	503	2119	23.7	1770	620	2390	25.9
Borno	344	151	495	30.5	196	95	291	32.6	176	102	278	36.7
Cross River	778	504	1282	39.3	551	394	945	41.7	395	263	658	40.0
Delta	426	191	617	31.0	480	200	680	29.4	310	114	424	26.9
Ebonyi	218	153	371	41.2	204	114	318	35.8	240	96	336	28.6
Edo	738	410	1148	35.7	635	372	1007	36.9	631	354	985	35.9
Ekiti	1052	742	1794	41.4	932	537	1469	36.6	619	387	1006	38.5
Enugu	1048	511	1559	32.8	1062	558	1620	34.4	896	456	1352	33.7
Fct	1278	1018	2296	44.3	1453	1271	2724	46.7	1516	1231	2747	44.8
Gombe	2237	768	3005	25.6	2098	884	2982	29.6	1987	753	2740	27.5
Imo	1106	720	1826	39.4	878	586	1464	40.0	860	410	1270	32.3
Jigawa	629	25	654	3.8	452	10	462	2.2	1129	30	1159	2.6
Kaduna	1808	359	2167	16.6	1300	247	1547	16.0	1182	206	1388	14.8
Kano	884	103	987	10.4	865	76	941	8.1	1595	112	1707	6.6
Katsina	907	225	1132	19.9	1019	200	1219	16.4	1039	245	1284	19.1
Kebbi	1040	95	1135	8.4	985	103	1088	9.5	1038	127	1165	10.9
Kogi	1920	1132	3052	37.1	2133	1163	3296	35.3	1611	892	2503	35.6
Kwara	5461	3829	9290	41.2	5218	3917	9135	42.9	3992	2928	6920	42.3
Lagos	1620	409	2029	20.2	1629	378	2007	18.8	1648	524	2172	24.1
Nasarawa	1867	856	2723	31.4	2781	1437	4218	34.1	2351	1097	3448	31.8
Niger	6292	2270	8562	26.5	6931	2681	9612	27.9	6471	2208	8679	25.4
Ogun	983	360	1343	26.8	1221	546	1767	30.9	1115	425	1540	27.6
Ondo	1908	1300	3208	40.5	1761	1149	2910	39.5	1362	747	2109	35.4
Osun	2621	1500	4121	36.4	2223	1171	3394	34.5	1715	842	2557	32.9
Oyo	1307	550	1857	29.6	1386	510	1896	26.9	1079	366	1445	25.3
Plateau	1179	520	1699	30.6	1422	579	2001	28.9	1157	604	1761	34.3
Rivers	582	100	682	14.7	502	75	577	13.0	489	82	571	14.4
Sokoto	1766	343	2109	16.3	1480	184	1664	11.1	1129	169	1298	13.0
Taraba	1232	536	1768	30.3	1149	478	1627	29.4	1102	489	1591	30.7
Yobe	1756	295	2051	14.4	1760	435	2195	19.8	1822	424	2246	18.9
Zamfara	578	43	621	6.9	649	143	792	18.1	763	149	912	16.3
<b>National</b>	<b>55473</b>	<b>23450</b>	<b>78923</b>	<b>29.7</b>	<b>53051</b>	<b>23312</b>	<b>76363</b>	<b>30.5</b>	<b>49394</b>	<b>20078</b>	<b>69472</b>	<b>28.9</b>

## 7.4.2 Candidates Performances in NTC/NBC Examinations

Tables 7.4.3, 7.4.4 and 7.4.5 show the performance of candidates in the May/June 2014, 2015 and 2016 examinations.

**Table 7.4.3: Candidates Performance in the 2014 May/June NBC/NTC Examination by State and Gender**

State	No of Candidates that Sat for the Examination				Candidates With Five (5) Credits and Above with or Without English Language and Mathematics				Candidates with Five (5) Credits and Above Including English Language & Mathematics (Successful Candidates)				% of Successful Candidates	
	M	F	No Gender Indicated	M+F	M	F	No Gender Indicated	M+F	M	F	No Gender Indicated	M+F	M+F	F
Abia	314	238	10	562	158	141	3	302	81	94	0	175	31.14	16.73
Adamawa	3482	1438	96	5016	1400	677	29	2106	974	473	23	1470	29.31	9.43
Akwa Ibom	1646	333	21	2000	868	152	12	1032	389	80	7	476	23.80	4.00
Anambra	784	639	18	1441	560	433	9	1002	363	331	5	699	48.51	22.97
Bauchi	2201	353	33	2587	194	33	3	230	53	6	0	59	2.28	0.23
Bayelsa	33	9	2	44	20	0	1	21	3	0	0	3	6.82	0.00
Benue	1448	422	98	1968	820	236	63	1119	480	141	51	672	34.15	7.16
Borno	344	151	9	504	70	31	2	103	42	26	1	69	13.69	5.16
Cross River	778	504	39	1321	193	135	7	335	51	37	1	89	6.74	2.80
Delta	426	191	6	623	162	102	2	266	81	69	2	152	24.40	11.08
Ebonyi	218	153	4	375	134	95	3	232	66	65	2	133	35.47	17.33
Edo	738	410	26	1174	339	201	9	549	190	126	6	322	27.43	10.73
Ekiti	1052	742	28	1822	702	560	17	1279	513	455	14	982	53.90	24.97
Enugu	1048	511	13	1572	615	282	9	906	325	180	7	512	32.57	11.45
FCT	1278	1018	32	2328	745	693	12	1450	498	502	11	1011	43.43	21.56
Gombe	2237	768	58	3063	839	367	31	1237	402	189	13	604	19.72	6.17
Imo	1106	720	6	1832	658	472	1	1131	311	333	1	645	35.21	18.18
Jigawa	629	25	6	660	301	10	1	312	73	6	0	79	11.97	0.91
Kaduna	1808	359	72	2239	564	106	13	683	231	59	7	297	13.26	2.64
Kano	884	103	4	991	352	26	2	380	62	13	0	75	7.57	1.31
Katsina	907	225	29	1161	789	217	21	1027	427	182	19	628	54.09	15.68
Kebbi	1040	95	11	1146	641	50	6	697	276	37	2	315	27.49	3.23
Kogi	1920	1132	152	3204	1427	903	99	2429	977	620	68	1665	51.97	19.35
Kwara	5461	3829	194	9484	4393	3136	141	7670	3168	2271	100	5539	58.40	23.95
Lagos	1620	409	66	2095	645	174	25	844	239	62	10	311	14.84	2.96
Nasarawa	1867	856	135	2858	1097	513	69	1679	733	353	40	1126	39.40	12.35
Niger	6292	2270	659	9221	4396	1722	223	6341	2434	1021	150	3605	39.10	11.07
Ogun	983	360	31	1374	215	78	14	307	109	45	8	162	11.79	3.28
Ondo	1908	1300	84	3292	1281	951	55	2287	992	786	46	1824	55.41	23.88
Osun	2621	1500	83	4204	2039	1210	55	3304	1364	881	37	2282	54.28	20.96
Oyo	1307	550	32	1889	763	391	20	1174	414	245	12	671	35.52	12.97
Plateau	1179	520	62	1761	441	236	13	690	250	131	7	388	22.03	7.44
Rivers	582	100	16	698	255	26	10	291	98	10	8	116	16.62	1.43
Sokoto	1766	343	35	2144	1226	154	21	1401	840	123	18	981	45.76	5.74
Taraba	1232	536	39	1807	583	257	14	854	452	201	7	660	36.52	11.12
Yobe	1756	295	35	2086	478	77	8	563	242	41	4	287	13.76	1.97
Zamfara	578	43	33	654	167	4	8	179	39	3	3	45	6.88	0.46
<b>National</b>	<b>55473</b>	<b>23450</b>	<b>2277</b>	<b>81200</b>	<b>30530</b>	<b>14851</b>	<b>1031</b>	<b>46412</b>	<b>18242</b>	<b>10197</b>	<b>690</b>	<b>29129</b>	<b>35.87</b>	<b>12.56</b>

Table 7.4.4: Candidates Performance in the 2015 May/June NBC/NTC Examination by State and Gender

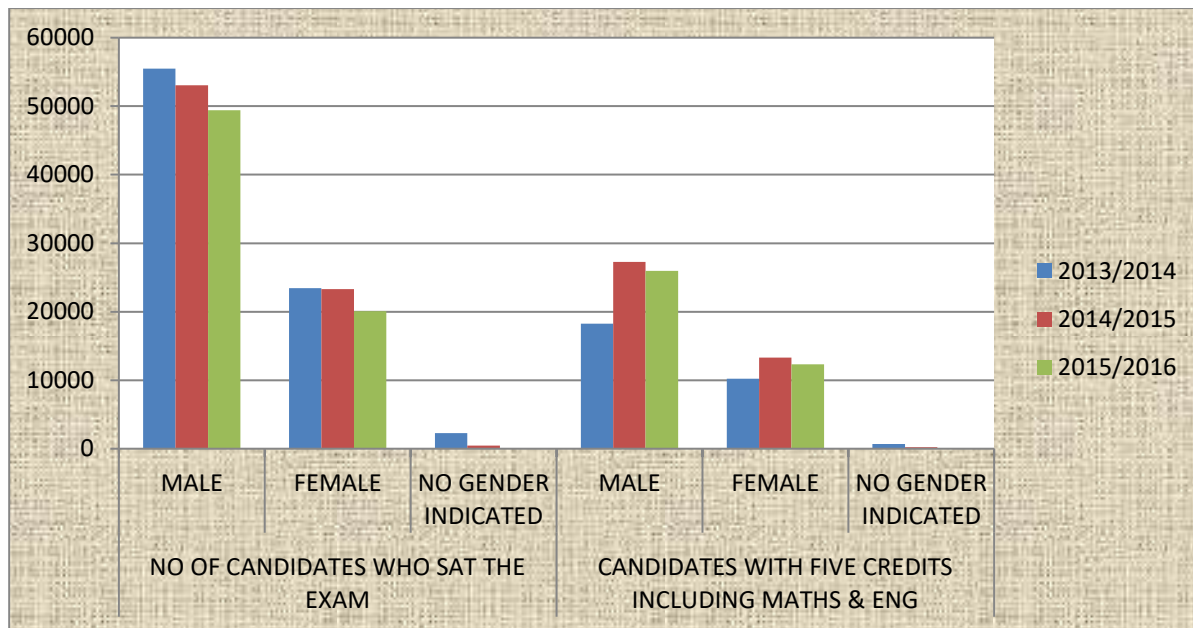
State	No of Candidates that Sat for the Examination				Candidates with Five (5) Credits and Above with or Without English Language & Mathematics				Candidates with Five (5) Credits and Above Including English Language & Mathematics (Successful Candidates)				% of Successful Candidates	
	M	F	No Gender Indicated	M+F	M	F	No Gender Indicated	M+F	M	F	No Gender Indicated	M+F	M+F	F
Abia	301	285	0	586	209	213	0	422	145	155	0	300	51.19	26.45
Adamawa	2225	1007	18	3250	1251	642	14	1907	955	489	12	1456	44.80	15.05
Akwa Ibom	1413	324	0	1737	1000	166	0	1166	737	122	0	859	49.45	7.02
Anambra	800	470	55	1325	578	332	44	954	358	240	31	629	47.47	18.11
Bauchi	1330	222	9	1561	355	49	3	407	243	34	3	280	17.94	2.18
Bayelsa	11	8	0	19	11	3	0	14	4	2	0	6	31.58	10.53
Benue	1616	503	16	2135	1249	392	9	1650	925	292	7	1224	57.33	13.68
Borno	196	95	0	291	60	31	0	91	43	29	0	72	24.74	9.97
Cross River	551	394	0	945	222	153	0	375	131	90	0	221	23.39	9.52
Delta	480	200	0	680	195	81	0	276	115	46	0	161	23.68	6.76
Ebonyi	204	114	2	320	150	79	1	230	117	66	0	183	57.19	20.63
Edo	635	372	28	1035	412	279	15	706	321	221	9	551	53.24	21.35
Ekiti	932	537	7	1476	713	426	0	1139	587	338	0	925	62.67	22.90
Enugu	1062	558	4	1624	625	320	2	947	412	228	1	641	39.47	14.04
FCT	1453	1271	20	2744	1053	989	12	2054	876	774	10	1660	60.50	28.21
Gombe	2098	884	13	2995	868	486	3	1357	602	381	1	984	32.85	12.72
Imo	878	586	27	1491	674	451	20	1145	517	339	14	870	58.35	22.74
Jigawa	452	10	0	462	354	6	0	360	227	6	0	233	50.43	1.30
Kaduna	1300	247	3	1550	489	74	1	564	194	44	0	238	15.35	2.84
Kano	865	76	0	941	596	66	0	662	338	43	0	381	40.49	4.57
Katsina	1019	200	1	1220	881	188	1	1070	647	168	1	816	66.89	13.77
Kebbi	985	103	0	1088	699	86	0	785	541	65	0	606	55.70	5.97
Kogi	2133	1163	15	3311	1651	904	10	2565	1357	736	10	2103	63.52	22.23
Kwara	5218	3917	53	9188	4539	3397	40	7976	3756	2726	30	6512	70.88	29.67
Lagos	1629	378	5	2012	1129	232	2	1363	653	159	1	813	40.41	7.90
Nasarawa	2781	1437	18	4236	1804	967	4	2775	1406	757	2	2165	51.11	17.87
Niger	6931	2681	55	9667	5235	2189	41	7465	4279	1793	32	6104	63.14	18.55
Ogun	1221	546	16	1783	450	332	12	794	334	245	11	590	33.09	13.74
Ondo	1761	1149	16	2926	1400	972	11	2383	1139	816	9	1964	67.12	27.89
Osun	2223	1171	29	3423	1828	1039	20	2887	1506	850	15	2371	69.27	24.83
Oyo	1386	510	3	1899	926	376	1	1303	664	282	1	947	49.87	14.85
Plateau	1422	579	1	2002	775	287	1	1063	550	220	1	771	38.51	10.99
Rivers	502	75	4	581	321	38	3	362	239	29	3	271	46.64	4.99
Sokoto	1480	184	15	1679	1121	115	11	1247	944	98	11	1053	62.72	5.84
Taraba	1149	478	20	1647	725	343	10	1078	532	242	7	781	47.42	14.69
Yobe	1760	435	0	2195	700	162	0	862	482	87	0	569	25.92	3.96
Zamfara	649	143	5	797	471	118	3	592	386	105	3	494	61.98	13.17
<b>National</b>	<b>53051</b>	<b>23312</b>	<b>458</b>	<b>76821</b>	<b>35719</b>	<b>16983</b>	<b>294</b>	<b>52996</b>	<b>27262</b>	<b>13317</b>	<b>225</b>	<b>40804</b>	<b>53.12</b>	<b>17.34</b>

**Table 7.4.5: Candidates Performance in the 2016 May/June NBC/NTC Examination by State and Gender**

State	No Of Candidates That Sat For The Examination			Candidates with Five (5) Credits and Above with or Without English Language & Mathematics			Candidates With Five (5) Credits And Above Including English Language & Mathematics (Successful Candidates)			% of Successful Candidates	
	M	F	M+F	M	F	M+F	M	F	M+F	M+F	F
Abia	240	230	470	203	195	398	109	152	261	55.5	32.3
Adamawa	2764	1265	4029	2181	1028	3209	1508	731	2239	55.6	18.1
Akwa Ibom	1188	362	1550	937	246	1183	536	123	659	42.5	7.9
Anambra	810	539	1349	693	455	1148	527	377	904	67.0	27.9
Bauchi	1142	223	1365	537	116	653	211	23	234	17.1	1.7
Bayelsa	61	7	68	44	5	49	21	1	22	32.4	1.5
Benue	1770	620	2390	1366	519	1885	855	331	1186	49.6	13.8
Borno	176	102	278	109	68	177	81	48	129	46.4	17.3
Cross River	395	263	658	306	227	533	175	136	311	47.3	20.7
Delta	310	114	424	168	67	235	97	55	152	35.8	13.0
Ebonyi	240	96	336	166	83	249	118	58	176	52.4	17.3
Edo	631	354	985	521	296	817	372	223	595	60.4	22.6
Ekiti	619	387	1006	515	331	846	357	241	598	59.4	24.0
Enugu	896	456	1352	702	377	1079	457	272	729	53.9	20.1
FCT	1516	1231	2747	1219	1038	2257	880	786	1666	60.6	28.6
Gombe	1987	753	2740	1037	503	1540	746	347	1093	39.9	12.7
Imo	860	410	1270	725	357	1082	528	263	791	62.3	20.7
Jigawa	1129	30	1159	697	26	723	392	11	403	34.8	0.9
Kaduna	1182	206	1388	682	114	796	304	63	367	26.4	4.5
Kano	1595	112	1707	904	95	999	416	32	448	26.2	1.9
Katsina	1039	245	1284	973	234	1207	765	193	958	74.6	15.0
Kebbi	1038	127	1165	866	104	970	635	82	717	61.5	7.0
Kogi	1611	892	2503	1420	792	2212	1093	629	1722	68.8	25.1
Kwara	3992	2928	6920	3682	2715	6397	3045	2247	5292	76.5	32.5
Lagos	1648	524	2172	1392	437	1829	941	289	1230	56.6	13.3
Nasarawa	2351	1097	3448	1944	943	2887	1221	620	1841	53.4	18.0
Niger	6471	2208	8679	5170	1963	7133	3657	1522	5179	59.7	17.5
Ogun	1115	425	1540	564	241	805	383	167	550	35.7	10.8
Ondo	1362	747	2109	1188	647	1835	913	521	1434	68.0	24.7
Osun	1715	842	2557	1444	752	2196	1095	610	1705	66.7	23.9
Oyo	1079	366	1445	727	300	1027	458	237	695	48.1	16.4
Plateau	1157	604	1761	750	469	1219	517	323	840	47.7	18.3
Rivers	489	82	571	330	48	378	190	29	219	38.4	5.1
Sokoto	1129	169	1298	959	140	1099	712	38	750	57.8	2.9
Taraba	1102	489	1591	837	389	1226	481	236	717	45.1	14.8
Yobe	1822	424	2246	1158	334	1492	751	224	975	43.4	10.0
Zamfara	763	149	912	599	116	715	416	77	493	54.1	8.4
<b>National</b>	<b>49394</b>	<b>20078</b>	<b>69472</b>	<b>37715</b>	<b>16770</b>	<b>54485</b>	<b>25963</b>	<b>12317</b>	<b>38280</b>	<b>55.1</b>	<b>17.7</b>

**Table 7.4.6: Candidates with 5 Credits and Above Including English and Mathematics in NBC/NTC Examination: 2014-2016**

YEAR	No of Candidates who Sat for the Examination			Candidates with Five Credits Including Mathematics & English			
	M	F	No Gender Indicated	M	F	No Gender Indicated	M+F
2013/2014	55473	23450	2277	18242	10197	690	29129
2014/2015	53051	23312	458	27262	13317	225	40804
2015/2016	49394	20078		25963	12317		38280



**Fig 7.3.2: Candidates with 5 Credits and Above Including English and Mathematics in NBC/NTC Examination: 2014-2016**

**Table 7.4.7: Enrolment by Trade and Certified Craftsmen in 2014 May/June NBC/NTC Examination**

<b>Trade</b>	<b>Trade Names</b>	<b>Enrolment</b>	<b>Certified Craftsmen</b>
010	Agric Equip. & Implement Mech. Work	218	42
020	Motor Vehicle Mechanics	3079	1028
030	Auto-Electrical Work	40	5
040	Elect. Inst. & Maint. Practice	7981	2782
050	Fabrication & Welding	2246	552
060	Mechanical Engr. Craft Practice	1644	486
070	Radio, Tv & Electronics Work	982	307
080	Refrigeration & A/C Practice	259	72
090	Vehicle Body Building	20	5
100	Light Vehicle Body Repair Work	1	0
110	Instrument Mechanics Work	35	8
120	Appliance Maintenance And Repairs	1	0
130	Foundry Craft	6	0
150	Marine Engineering Craft Practice	6	1
170	Computer Craft Study	1386	443
180	Animal Husbandary	515	139
200	Fisheries	62	18
210	Brick-Laying, Block-Laying & Concreting	4457	1591
220	Carpentry & Joinery	2027	370
230	Furniture Making	716	177
240	Machine Wood Working	1	1
250	Painting & Decorating	317	70
260	Plumbing & Pipe Fitting	398	90
270	Draughtmanship	69	4
310	Cosmetology	1	0
320	Men's Garment Making	64	6
330	Ladies Garment Making	262	77
340	Catering Craft Practice	1121	392
350	Leather Trades	15	12
360	Printing Craft	66	12
370	Textile Trades	25	24
380	Graphics Arts	88	25
390	Ceramics	49	13
400	Photographic Praticce	12	1
410	Secretarial Studies	291	15
420	Book Keeping	51144	10529
430	Salesmanship	668	105
440	Tourism	1	0
450	General Education	927	0
	<b>TOTAL</b>	<b>81200</b>	<b>19402</b>

**Table 7.4.8: Enrolment by Trade and Certified Craftsmen in 2015 May/June NBC/NTC Examination**

Trade	Trade Names	Enrolment	Certified Craftsmen
01O	Agric. Equipment & Implement Mech. Works	215	85
02O	Motor Vehicle Mechanics Works	2646	1329
03O	Automobile Electrical Works	21	6
04O	Electrical Install. & Maintenance Works	7242	3711
05O	Fabrication & Welding	1761	743
06O	Mechanical Engineering Craft Practice	1283	612
07O	Electronics Works	1015	569
08O	Refrigeration And Air-Conditioning Works	280	109
09O	Vehicle Body Building	21	11
11O	Instrument Mechanics Works	59	35
13O	Foundry Craft Practice	19	7
15O	Marine Engineering Craft	8	3
17O	Computer Craft Studies	1320	628
18O	Animal Husbandry	219	89
20O	Fisheries	108	63
21O	Blocklaying/Bricklaying And Concreting	3893	1985
22O	Carpentry And Joinery	1584	664
23O	Furniture Making	608	257
24O	Machine Wood Working	79	49
25O	Painting & Decorating	319	133
26O	Plumbing & Pipe-Fitting	420	116
27O	Draughtmanship Craft Practice	76	27
31O	Cosmetology	16	0
32O	Men's Garment Making	38	3
33O	Ladies Garment Making	347	142
34O	Catering Craft Practice	1210	403
35O	Leather Trades	9	4
36O	Printing Craft Practice	51	15
37O	Textile Trades	7	7
38O	Graphic Arts	46	26
39O	Ceramics	47	23
44O	Tourism	10	1
41O	Secretarial Duties	194	7
42O	Book-Keeping	18662	7071
43O	Salesmanship	196	67
45O	General Education	32792	0
	<b>TOTAL</b>	<b>76821</b>	<b>19000</b>



**Table 7.4.9: Enrolment by Trade and Certified Craftsmen in 2016 May/June NBC/NTC Examination**

010	Agric. Equipment & Implement Mech. Works	198	76
020	Motor Vehicle Mechanics Works	2500	1224
030	Automobile Electrical Works	7	2
040	Electrical Install. & Maintenance Works	7062	3686
050	Fabrication & Welding	1644	763
060	Mechanical Engineering Craft Practice	1247	655
070	Electronics Works	1022	593
080	Refrigeration & Air-Conditioning Works	322	158
090	Vehicle Body Building	24	15
110	Instrument Mechanics Works	61	39
130	Foundry Craft Practice	15	9
150	Marine Engineering Craft	15	8
170	Computer Craft Studies	1355	618
180	Animal Husbandry	282	115
200	Fisheries	71	42
210	Blocklaying/Bricklaying And Concreting	3913	2057
220	Carpentry And Joinery	1586	622
230	Furniture Making	688	332
240	Machine Wood Working	65	39
250	Painting & Decorating	295	132
260	Plumbing & Pipe-Fitting	403	179
270	Draughtmanship Craft Practice	58	21
310	Cosmetology	19	5
320	Men's Garment Making	46	17
330	Ladies Garment Making	357	200
340	Catering Craft Practice	1050	552
350	Leather Trades	26	15
360	Printing Craft Practice	60	20
370	Textile Trades	11	11
380	Graphic Arts	41	24
390	Ceramics	24	15
440	Tourism	10	4
410	Secretarial Duties	132	2
420	Book-Keeping	13625	8629
430	Salesmanship	532	225
450	General Education	30706	0
	<b>TOTAL</b>	<b>69472</b>	<b>21104</b>

### **7.5.0 TEACHERS REGISTRATION COUNCIL OF NIGERIA (TRCN)**

The Teachers Registration Council of Nigeria (TRCN) was established by Act 31 of 1993 with the mandate to promote excellence in education through effective registration and licensing of teachers. TRCN promotes professionalism through accreditation, monitoring and supervision of teacher training programmes, mandatory continuing professional development and maintenance of discipline among teachers at all levels of the education system. By its Act, the Council is charged with the following responsibilities:

- Determining what standards of knowledge and skills are to be attained by persons seeking to become registered as teachers and raising those standards from time to time as circumstances may permit;
- Securing and maintaining a register of teachers and the publication from time to time of the lists of those persons; and
- Classifying from time to time members of the teaching profession according to their level of training and qualification.

#### **7.5.1 Registered Teachers**

Table 7.5.1 shows the registered teachers by state, sector and gender from 2014-2016; while tables 7.5.2-7.5.4 indicate registered teachers by state, qualification and gender for primary, secondary and tertiary levels.

**Table 7.5.1: Registered Members by State, Sector and Gender 2014**

State	Primary			Secondary			Tertiary			Administrative Positions		
	M	F	M+F	M	F	M+F	M	F	M+F	M	F	M+F
Abia	4705	21286	25991	3307	5304	8611	124	106	230	20	35	55
Adamawa	12581	7227	19808	3615	2499	6114	413	188	601	110	28	138
Akwa Ibom	9516	18391	27907	5141	4780	9921	193	146	339	225	435	660
Anambra	2998	20236	23234	3095	7031	10126	261	383	644	88	520	608
Bauchi	9496	3488	12984	2605	1847	4452	207	247	454	200	156	356
Bayelsa	5839	7213	13052	3291	2812	6103	106	111	217	318	520	838
Benue	20915	12581	33496	6349	3093	9442	344	150	494	728	963	1691
Borno	6049	6926	12975	2824	3025	5849	614	321	935	334	183	517
Cross River	7668	11256	18924	3266	2921	6187	170	115	285	84	85	169
Delta	7766	20231	27997	6531	10618	17149	468	286	754	656	1467	2123
Ebonyi	7042	7668	14710	3117	3107	6224	180	132	312	628	84	712
Edo	5756	16362	22118	3923	4603	8526	206	183	389	774	1043	1817
Ekiti	5154	12265	17419	5067	5998	11065	226	132	358	166	131	297
Enugu	7644	16132	23776	3546	5124	8670	293	261	554	1556	4728	6284
Gombe	7245	4718	11963	3216	2176	5392	261	152	413	148	131	279
Imo	21562	18269	39831	4904	6552	11456	242	255	497	263	675	938
Jigawa	6076	1572	7648	1741	1375	3116	190	85	275	105	19	124
Kaduna	10773	14746	25519	6274	5209	11483	741	436	1177	711	675	1386
Kano	10346	3947	14293	5251	2876	8127	538	305	843	1159	428	1587
Katsina	11067	4445	15512	3588	2121	5709	378	150	528	281	54	335
Kebbi	4813	3178	7991	3000	2102	5102	318	119	437	111	428	539
Kogi	21368	11614	32982	3357	2748	6105	247	127	374	2974	5485	8459
Kwara	10038	17256	27294	5012	5011	10023	529	242	771	1648	91	1739
Lagos	6557	23932	30489	8556	15866	24422	581	403	984	1398	5485	6883
Nasarawa	7775	4750	12525	5313	2983	8296	191	122	313	1646	293	1939
Niger	10239	7993	18232	5980	3980	9960	444	203	647	1398	2184	3582
Ogun	6658	17519	24177	5815	8155	13970	367	260	627	263	374	637
Ondo	6752	15683	22435	7919	5754	13673	298	165	463	308	547	855
Osun	7965	15371	23336	5013	4291	9304	388	174	562	704	587	1291
Oyo	10808	32305	43113	7573	9177	16750	558	274	832	666	911	1577
Plateau	10945	9061	20006	4483	3707	8190	386	245	631	115	100	215
Rivers	8162	11742	19904	5588	5793	11381	339	255	594	1343	2348	3691
Sokoto	4767	2886	7653	2963	2568	5531	221	127	348	253	124	377
Taraba	7920	3859	11779	2974	1939	4913	250	120	370	82	50	132
Yobe	3788	2737	6525	2740	1977	4717	479	272	751	114	20	134
Zamfara	6821	2411	9232	2587	2260	4847	320	116	436	365	50	415
FCT	6839	12574	19413	5273	6562	11835	249	207	456	3823	6891	10714

<b>National</b>	<b>322,413</b>	<b>423,830</b>	<b>746243</b>	<b>164,797</b>	<b>167,944</b>	<b>332741</b>	<b>12,317</b>	<b>7,585</b>	<b>19902</b>	<b>25,765</b>	<b>38,328</b>	<b>64093</b>
-----------------	----------------	----------------	---------------	----------------	----------------	---------------	---------------	--------------	--------------	---------------	---------------	--------------

**Table 7.5.2: Registered Members by State, Qualification and Gender [PRIMARY] 2013/2014**

STATE	NCE			B.ED			M.ED			PhD		
	M	F	M+F	M	F	M+F	M	F	M+F	M	F	M+F
Abia	3983	17984	21967	684	3181	3865	38	120	158	0	1	1
Adamawa	11939	6863	18802	622	336	958	20	28	48	0	0	0
Akwa Ibom	8960	17587	26547	538	784	1322	17	18	35	1	2	3
Anambra	2570	16482	19052	410	3624	4034	18	122	140	0	8	8
Bauchi	9163	3421	12584	326	67	393	7	0	7	0	0	0
Bayelsa	5044	6754	11798	784	448	1232	11	11	22	0	0	0
Benue	18838	11713	30551	2025	840	2865	50	28	78	2	0	2
Borno	5579	6633	12212	470	280	750	0	13	13	0	0	0
Cross River	7081	10340	17421	568	896	1464	19	20	39	0	0	0
Delta	6794	18170	24964	952	2016	2968	20	44	64	0	1	1
Ebonyi	6572	7102	13674	448	560	1008	22	6	28	0	0	0
Edo	5291	15333	20624	448	1008	1456	17	21	38	0	0	0
Ekiti	4748	11909	16657	392	347	739	11	6	17	3	3	6
Enugu	5975	13245	19220	1624	2793	4417	45	92	137	0	2	2
FCT	5942	10276	16218	840	2231	3071	55	66	121	2	1	3
Gombe	6903	4611	11514	336	106	442	6	1	7	0	0	0
Imo	20568	14430	34998	952	3773	4725	39	66	105	3	0	3
Jigawa	5825	1564	7389	246	8	254	5	0	5	0	0	0
Kaduna	10194	13862	24056	560	861	1421	16	21	37	3	2	5
Kano	9303	3571	12874	1005	336	1341	38	40	78	0	0	0
Katsina	10608	4365	14973	448	78	526	11	1	12	0	1	1
Kebbi	4471	3120	7591	336	56	392	6	2	8	0	0	0
Kogi	20265	11023	31288	1064	582	1646	38	9	47	1	0	1
Kwara	8099	16045	24144	1855	1149	3004	83	59	142	1	3	4
Lagos	5295	20044	25339	1120	3661	4781	141	225	366	1	2	3
Nasarawa	7265	4579	11844	504	168	672	6	3	9	0	0	0
Niger	9556	7596	17152	672	392	1064	11	5	16	0	0	0
Ogun	6027	16685	22712	582	784	1366	49	50	99	0	0	0
Ondo	6002	15222	21224	728	448	1176	22	12	34	0	1	1
Osun	6976	14626	21602	952	728	1680	37	16	53	0	1	1
Oyo	9840	31045	40885	896	1210	2106	71	50	121	1	0	1
Plateau	10212	7850	18062	694	1142	1836	38	68	106	1	1	2
Rivers	5674	9140	14814	2415	2527	4942	73	75	148	0	0	0
Sokoto	4506	2768	7274	252	112	364	9	6	15	0	0	0
Taraba	7540	3758	11298	358	101	459	22	0	22	0	0	0
Yobe	3423	2715	6138	358	22	380	7	0	7	0	0	0
Zamfara	6539	2305	8844	280	104	384	2	0	2	0	2	2
<b>National</b>	<b>293,570</b>	<b>384,736</b>	<b>678306</b>	<b>27,744</b>	<b>37,759</b>	<b>65503</b>	<b>1,080</b>	<b>1,304</b>	<b>2384</b>	<b>19</b>	<b>31</b>	<b>50</b>

**Table 7.5.3: Registered Members by State, Qualification and Gender [SECONDARY] 2013/2014**

State	NCE			B.ED			M.ED			PhD		
	M	F	M+F	M	F	M+F	M	F	M+F	M	F	M+F
Abia	887	1674	2561	1836	2984	4820	581	644	1225	3	2	5
Adamawa	1946	1290	3236	1194	748	1942	475	460	935	0	1	1
Akwa Ibom	1458	1463	2921	3096	2778	5874	581	538	1119	6	1	7
Anambra	766	2045	2811	1772	4240	6012	556	727	1283	1	19	20
Bauchi	1280	795	2075	858	600	1458	467	451	918	0	1	1
Bayelsa	1198	1096	2294	1597	1233	2830	496	477	973	0	6	6
Benue	3101	1446	4547	2614	1123	3737	632	524	1156	2	0	2
Borno	1497	1286	2783	858	1279	2137	469	460	929	0	0	0
Cross River	1130	987	2117	1623	1387	3010	510	543	1053	3	4	7
Delta	2258	4602	6860	3646	5321	8967	626	691	1317	1	4	5
Ebonyi	1502	1605	3107	1121	1018	2139	492	483	975	2	1	3
Edo	1160	1614	2774	2204	2376	4580	559	613	1172	0	0	0
Ekiti	2141	3755	5896	2418	1771	4189	506	470	976	2	2	4
Enugu	992	2094	3086	1984	2460	4444	568	566	1134	2	4	6
FCT	1819	2277	4096	2873	3634	6507	577	648	1225	4	3	7
Gombe	1664	968	2632	1072	748	1820	476	460	936	4	0	4
Imo	1332	1772	3104	2890	4053	6943	671	716	1387	11	11	22
Jigawa	651	466	1117	641	459	1100	449	449	898	0	1	1
Kaduna	3490	2577	6067	2271	2108	4379	511	523	1034	2	1	3
Kano	3014	1398	4412	1763	1019	2782	472	458	930	2	1	3
Katsina	1928	1015	2943	1201	657	1858	459	449	908	0	0	0
Kebbi	1193	822	2015	1348	815	2163	457	465	922	2	0	2
Kogi	1733	1539	3272	1156	747	1903	467	461	928	1	1	2
Kwara	2053	2331	4384	2396	2165	4561	559	514	1073	4	1	5
Lagos	3034	6344	9378	4642	8094	12736	877	1420	2297	3	8	11
Nasarawa	3463	1689	5152	1361	829	2190	489	465	954	0	0	0
Niger	3348	2377	5725	2093	1121	3214	538	482	1020	1	0	1
Ogun	2243	4220	6463	2895	3297	6192	673	638	1311	4	0	4
Ondo	3939	2468	6407	3378	2761	6139	600	523	1123	2	2	4
Osun	1407	1740	3147	3070	2068	5138	536	480	1016	0	3	3
Oyo	2712	4123	6835	4147	4365	8512	706	682	1388	8	7	15
Plateau	2335	1686	4021	1561	1350	2911	586	669	1255	1	2	3
Rivers	1464	1478	2942	3481	3664	7145	641	642	1283	2	9	11
Sokoto	1322	1156	2478	1145	924	2069	495	488	983	1	0	1
Taraba	1322	809	2131	1174	679	1853	477	451	928	1	0	1
Yobe	1597	969	2566	691	560	1251	452	448	900	0	0	0
Zamfara	1308	1248	2556	745	544	1289	498	456	954	36	12	48
<b>National</b>	<b>69,687</b>	<b>71,224</b>	<b>140911</b>	<b>74,815</b>	<b>75,979</b>	<b>150794</b>	<b>20,184</b>	<b>20,634</b>	<b>40818</b>	<b>111</b>	<b>107</b>	<b>218</b>

**Table 7.5.4: Registered Members by State, Qualification and Gender [TERTIARY] 2013/2014**

State	NCE			B.ED			M.ED			PhD		
	M	F	M+F	M	F	M+F	M	F	M+F	M	F	M+F
Abia	29	30	59	46	38	84	43	31	74	6	7	13
Adamawa	37	29	66	212	91	303	148	66	214	16	2	18
Akwa Ibom	27	28	55	90	78	168	65	38	103	11	2	13
Anambra	30	100	130	76	128	204	115	109	224	40	46	86
Bauchi	53	30	83	56	178	234	83	37	120	15	2	17
Bayelsa	26	27	53	31	28	59	36	46	82	13	10	23
Benue	66	39	105	132	54	186	127	46	173	19	11	30
Borno	82	66	148	355	179	534	153	68	221	24	8	32
Cross River	27	27	54	65	46	111	63	27	90	15	15	30
Delta	26	28	54	144	96	240	225	130	355	73	32	105
Ebonyi	29	29	58	63	44	107	64	46	110	24	13	37
Edo	27	37	64	68	60	128	83	66	149	28	20	48
Ekiti	26	29	55	78	54	132	88	41	129	34	8	42
Enugu	30	37	67	115	95	210	100	86	186	48	43	91
FCT	29	32	61	127	109	236	72	56	128	21	10	31
Gombe	34	30	64	148	71	219	78	41	119	1	10	11
Imo	28	30	58	52	75	127	119	111	230	43	39	82
Jigawa	35	29	64	90	29	119	64	27	91	1	0	1
Kaduna	44	39	83	375	234	609	259	143	402	63	20	83
Kano	40	30	70	316	177	493	156	94	250	26	4	30
Katsina	50	40	90	228	69	297	96	41	137	4	0	4
Kebbi	36	27	63	187	56	243	93	36	129	2	0	2
Kogi	30	28	58	125	59	184	77	36	113	15	4	19
Kwara	41	29	70	209	101	310	207	88	295	72	24	96
Lagos	34	36	70	170	146	316	317	171	488	60	50	110
Nasarawa	44	38	82	77	44	121	63	40	103	7	0	7
Niger	38	34	72	231	106	337	158	59	217	17	4	21
Ogun	35	53	88	91	81	172	199	104	303	42	22	64
Ondo	27	28	55	83	65	148	149	66	215	39	6	45
Osun	34	31	65	158	81	239	166	60	226	30	2	32
Oyo	32	40	72	148	90	238	321	120	441	57	24	81
Plateau	35	30	65	184	85	269	146	122	268	21	8	29
Rivers	36	58	94	113	88	201	132	77	209	58	32	90
Sokoto	32	29	61	90	59	149	81	38	119	18	1	19
Taraba	36	30	66	137	54	191	76	36	112	1	0	1
Yobe	224	180	404	180	58	238	73	34	107	2	0	2
Zamfara	45	27	72	192	57	249	77	32	109	6	0	6
<b>National</b>	<b>1,532</b>	<b>1,467</b>	<b>2999</b>	<b>5,242</b>	<b>3,163</b>	<b>8405</b>	<b>4,571</b>	<b>2,473</b>	<b>7044</b>	<b>972</b>	<b>482</b>	<b>1454</b>

## CHAPTER EIGHT

### FUNDING OF EDUCATION

#### 8.0 Introduction

Funding of education has always been a joint responsibility. Funds are sourced from Federal, State, Local government, community, parents, faith based organizations, proprietors of institutions, the private sector and other stakeholders. While it is relatively easy to get the expenditure for education from Federal, State and Local government, such information may hardly be available from other sources. The Federal government’s contribution comes from budgetary appropriation and some agencies such as UBEC and TETFund. The last column on table 8.1 gives the percentage of national budget assigned to education. Figure 8.1 shows the chart representation of the capital and recurrent budget of the ministry within the period 2014 to 2016.

**Table 8.1: Federal Ministry of Education Recurrent and Capital Budget 2014-2016**

YEAR	NATIONAL BUDGET	RECURRENT	CAPITAL	TOTAL	% of NATIONAL BUDGET
2014	4,642,960,000,000	443,922,095,037	49,536,035,231	493,458,130,268	10.63
2015	4,493,363,957,158	392,363,784,654	90,820,000,000	483,183,784,654	10.75
2016	6,060,677,358,227	367,734,727,222	112,543,487,466	480,278,214,688	7.92

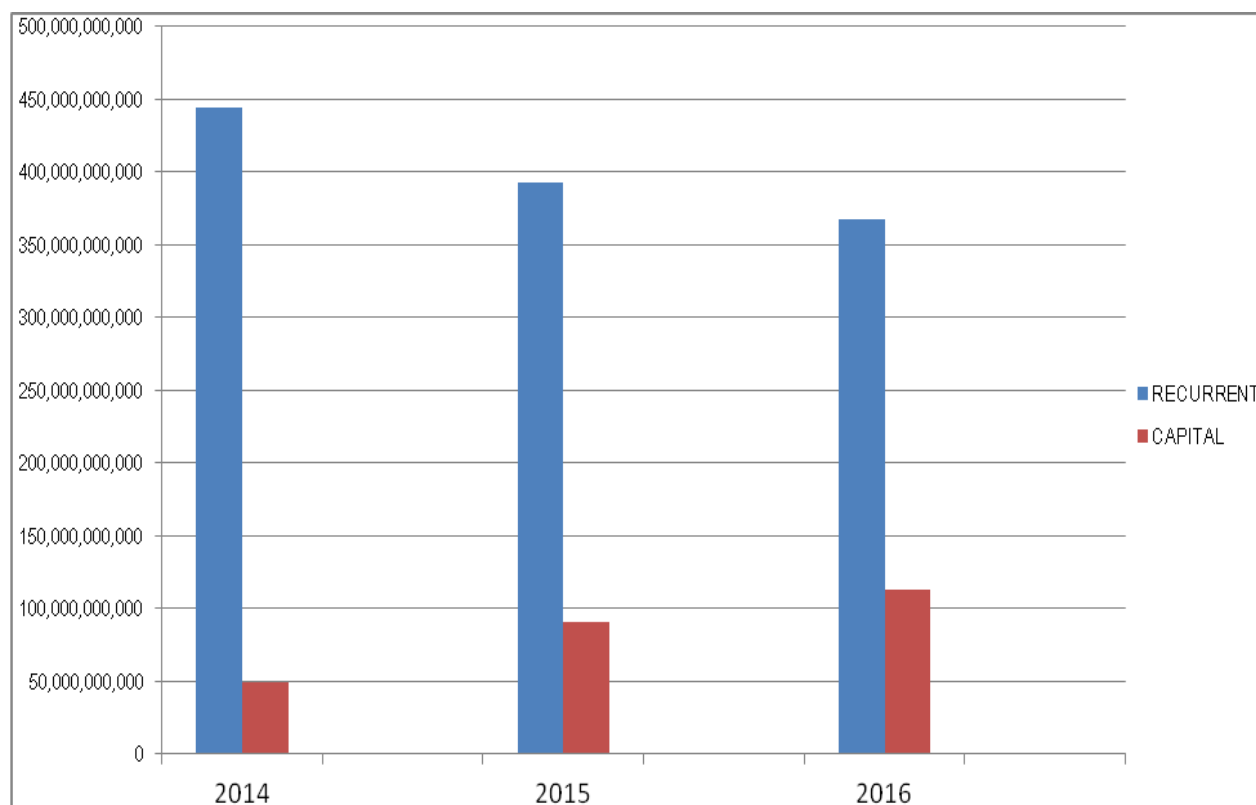


Fig 8.1. Federal Ministry of Education Recurrent and Capital Budget, 2014-2016

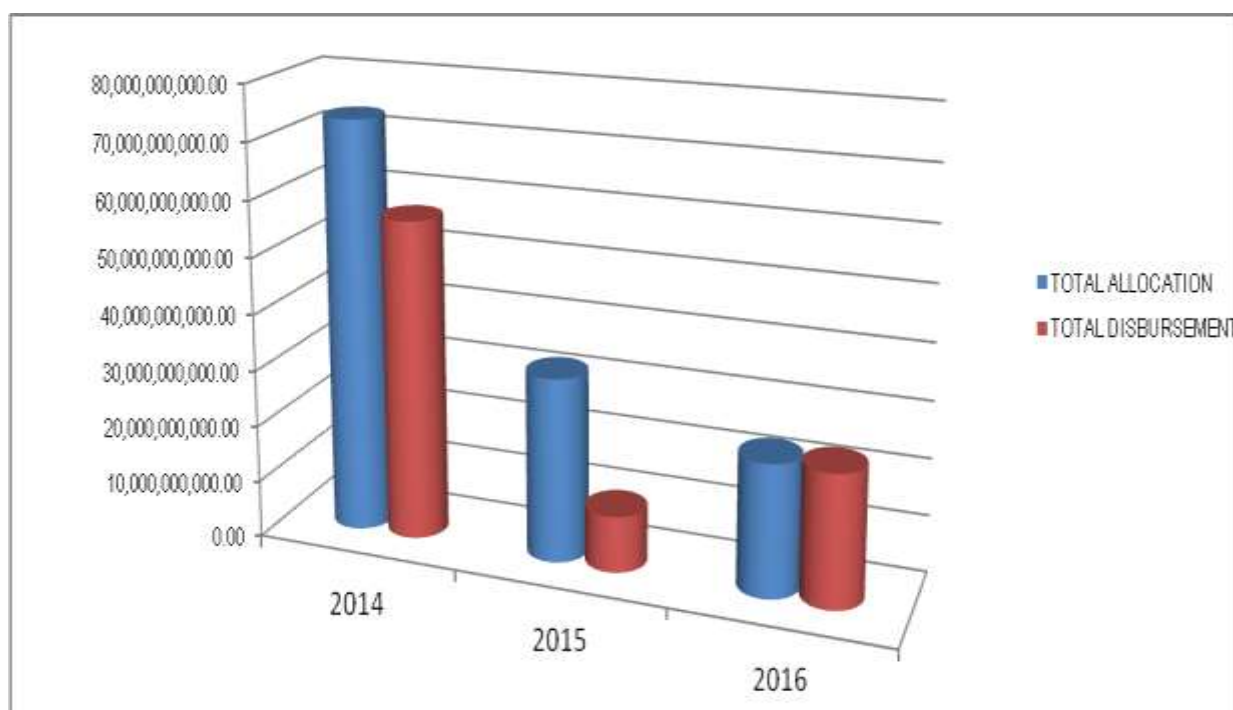
## 8.1 Universal Basic Education Fund

The Federal Government’s contribution to basic education comes from 2 per cent FGN Consolidated Revenue Fund managed by Universal Basic Education Commission (UBEC). This fund is allocated to states on annual basis according to a formula which UBEC determines from time to time. Table 8.3 shows the allocation for the period 2014 -2016. States are expected to collect these funds on provision of counterpart funds to run their basic education programme. In the year 2014, four States apparently did not meet the requirements to collect their allocation while twenty five States failed to collect in 2015. Figure 8.2 shows the national summary of allocation and disbursement of the matching grants to States.

**Table 8.2: National Summary of Total Allocation and Disbursement of Matching Grants by UBEC to States (2014-2016)**

YEAR	TOTAL ALLOCATION	TOTAL DISBURSEMENT
2014	73,374,500,000.20	56,722,519,855.24
2015	32,440,000,000.12	9,885,754,538.06
2016	23,199,000,000.00	23,199,000,000.00

Source: UBEC



**Fig 8.2. National Summary of Total Allocation and Disbursement of Matching Grants by UBEC to States, 2014-2016**



**Table.8.3: Total Allocation and Disbursement of Matching Grants by UBEC to States, 2014-2016**

STATE	2014		2015		2016	
	ALLOCATION	DISBURSEMENT	ALLOCATION	DISBURSEMENT	ALLOCATION	DISBURSEMENT
ABIA	1,983,094,594.60	-	876,756,756.76	-	627,000,000	
ADAMAWA	1,983,094,594.60	1,983,094,594.60	876,756,756.76	-	627,000,000	
AKWA IBOM	1,983,094,594.60	1,983,094,594.60	876,756,756.76	-	627,000,000	
ANAMBRA	1,983,094,594.60	1,983,094,594.60	876,756,756.76	876,756,756.76	627,000,000	
BAUCHI	1,983,094,594.60	1,983,094,594.60	876,756,756.76	876,756,756.76	627,000,000	
BAYELSA	1,983,094,594.60	1,030,797,297.30	876,756,756.76	-	627,000,000	
BENUE	1,983,094,594.60	1,983,094,594.60	876,756,756.76	876,756,756.76	627,000,000	
BORNO	1,983,094,594.60	1,983,094,594.60	876,756,756.76	-	627,000,000	1,042,027,027.02
C/ RIVER	1,983,094,594.60	1,983,094,594.60	876,756,756.76	876,756,756.76	627,000,000	
DELTA	1,983,094,594.60	1,983,094,594.60	876,756,756.76	-	627,000,000	
EBONYI	1,983,094,594.60	1,963,144,942.56	876,756,756.76	876,756,756.76	627,000,000	
EDO	1,983,094,594.60	1,506,945,937.96	876,756,756.76	-	627,000,000	
EKITI	1,983,094,594.60	-	876,756,756.76	-	627,000,000	
ENUGU	1,983,094,594.60	425,672,217.82	876,756,756.76	-	627,000,000	
GOMBE	1,983,094,594.60	1,983,094,594.60	876,756,756.76	876,756,756.76	627,000,000	
IMO	1,983,094,594.60	1,983,094,594.60	876,756,756.76	-	627,000,000	
JIGAWA	1,983,094,594.60	1,983,094,594.60	876,756,756.76	-	627,000,000	
KADUNA	1,983,094,594.60	1,983,094,594.60	876,756,756.76	-	627,000,000	
KANO	1,983,094,594.60	1,983,094,594.60	876,756,756.76	876,756,756.76	627,000,000	
KATSINA	1,983,094,594.60	1,983,094,594.60	876,756,756.76	876,756,756.76	627,000,000	
KEBBI	1,983,094,594.60	1,983,094,594.60	876,756,756.76	876,756,756.76	627,000,000	
KOGI	1,983,094,594.60	1,983,094,594.60	876,756,756.76	-	627,000,000	
KWARA	1,983,094,594.60	1,983,094,594.60	876,756,756.76	876,756,756.76	627,000,000	
LAGOS	1,983,094,594.60	1,983,094,594.60	876,756,756.76	-	627,000,000	
NASARAWA	1,983,094,594.60	-	876,756,756.76	-	627,000,000	607,849,100.48
NIGER	1,983,094,594.60	1,030,797,297.30	876,756,756.76	-	627,000,000	
OGUN	1,983,094,594.60	1,030,797,297.30	876,756,756.76	-	627,000,000	
ONDO	1,983,094,594.60	-	876,756,756.76	-	627,000,000	
OSUN	1,983,094,594.60	1,983,094,594.60	876,756,756.76	-	627,000,000	
OYO	1,983,094,594.60	1,030,797,297.30	876,756,756.76	-	627,000,000	
PLATEAU	1,983,094,594.60	1,983,094,594.60	876,756,756.76	-	627,000,000	
RIVERS	1,983,094,594.60	1,030,797,297.30	876,756,756.76	-	627,000,000	1,042,027,027.02
SOKOTO	1,983,094,594.60	1,983,094,594.60	876,756,756.76	876,756,756.76	627,000,000	
TARABA	1,983,094,594.60	1,983,094,594.60	876,756,756.76	-	627,000,000	
YOBE	1,983,094,594.60	1,983,094,594.60	876,756,756.76	241,430,213.70	627,000,000	
ZAMFARA	1,983,094,594.60	1,030,797,297.30	876,756,756.76	-	627,000,000	
F.C.T. ABUJA	1,983,094,594.60	1,030,797,297.30	876,756,756.76	-	627,000,000	
<b>National</b>	<b>73,374,500,000.20</b>	<b>56,722,519,855.24</b>	<b>32,440,000,000.12</b>	<b>9,885,754,538.06</b>	<b>23,199,000,000.00</b>	<b>2,691,903,154.52</b>

Source: UBEC

## 8.2 Tertiary Education Trust Fund

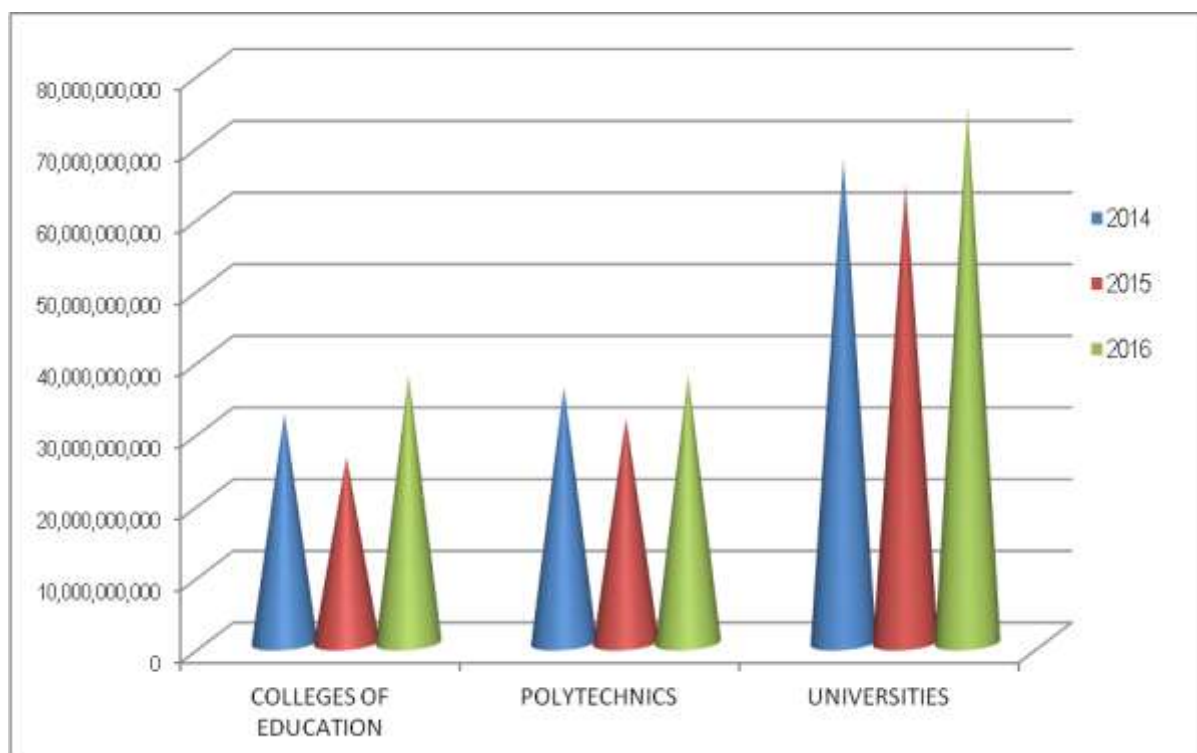
The Tertiary Education Trust Fund was established by TETFund Bill of 2011 to rehabilitate, restore and consolidate Tertiary Education and Tertiary Infrastructure through funding and effective project management. The Act imposes 2 per cent Education Tax on the assessable profit of all registered companies in Nigeria, collectible by the Federal Inland Revenue Service (FIRS). The tax so collected is administered by the Fund, and deployed to the Education sector through allocations to all segments of Tertiary Education as provided in the enabling Act.

Funds from TETFund are distributed among the Universities, Polytechnics and Colleges of Education. The allocations to institutions in the period 2014 to 2016 are presented in tables 8.4 to 8.7 while Figure 8.3 shows the graphical illustration.

**Table 8.4: Summary of TETFund Interventions in Public Tertiary Institutions, 2014-2016**

INSTITUTIONS	2014	2015	2016
COLLEGES OF EDUCATION	31,955,000,000	25,905,000,000	37,348,135,000
POLYTECHNICS	35,694,000,000	31,374,000,000	37,348,128,000
UNIVERSITIES	67,488,000,000	64,010,000,000	74,696,340,000
TOTAL	135,137,000,000	121,289,000,000	149,392,603,000

*Source: TETFund*



**Fig 8. 3. Summary of Allocation & Disbursement of TETFund Intervention in Public Tertiary Institutions, 2014-2016**

**COLLEGES OF EDUCATION**

**Table 8.5: TETFund Intervention Projects In Public Colleges Of Education, 2014- 2016**

Colleges Of Education	Total		
	2014	2015	2016
Abia State COE, Arochuku	581,000,000	471,000,000	679,057,000
Adeniran Ogunsanya COE, Ijanikin	581,000,000	471,000,000	679,057,000
Adeyemi COE, Ondo	581,000,000	471,000,000	679,057,000
Alvan Ikoku COE, Owerri	581,000,000	471,000,000	679,057,000
Anambra State COE, Nsugbe	581,000,000	471,000,000	679,057,000
COE Hong, Adamawa State	581,000,000	471,000,000	679,057,000
COE, Afaha Nsit, Akwa- Ibom	581,000,000	471,000,000	679,057,000
COE, Agbor Delta State	581,000,000	471,000,000	679,057,000
COE, Akampa, Cross River State	581,000,000	471,000,000	679,057,000
COE, Akwanga	581,000,000	471,000,000	679,057,000
COE, Ankpa, Kogi State	581,000,000	471,000,000	679,057,000
Adamu Augie COE, Argungu, Kebbi State	581,000,000	471,000,000	679,057,000
COE, Azare, Bauchi State	581,000,000	471,000,000	679,057,000
COE, Ekiadolor, Edo State	581,000,000	471,000,000	679,057,000
Umar Suleiman COE, Gashua, Yobe State	581,000,000	471,000,000	679,057,000
COE, Gindiri Plateau State	581,000,000	471,000,000	679,057,000
COE, Gumel, Jigawa State	581,000,000	471,000,000	679,057,000
COE, Ila – Orangun, Osun State	581,000,000	471,000,000	679,057,000
COE, Jalingo	581,000,000	471,000,000	679,057,000
COE, Katsina – Ala	581,000,000	471,000,000	679,057,000
Sa'adatu Rimi COE, Kumbotso, Kano	581,000,000	471,000,000	679,057,000
COE, Lafiagi, Kwara State	581,000,000	471,000,000	679,057,000
COE, Oju, Benue State	581,000,000	471,000,000	679,057,000
COE, Oro, Kwara State	581,000,000	471,000,000	679,057,000
COE, Rumuolumeni, PH	581,000,000	471,000,000	679,057,000
COE, Waka Biu, Borno State	581,000,000	471,000,000	679,057,000
COE, Warri	581,000,000	471,000,000	679,057,000
El Kanemi COE, Bama	581,000,000	471,000,000	679,057,000
FCE (Special), Oyo	581,000,000	471,000,000	679,057,000
FCE (T) Obudu, CRS	581,000,000	471,000,000	679,057,000
FCE (Technical) Akoka, Lagos	581,000,000	471,000,000	679,057,000
FCE (Technical) Asaba	581,000,000	471,000,000	679,057,000
FCE (Technical) Bichi, Kano	581,000,000	471,000,000	679,057,000
FCE (Technical) Gombe	581,000,000	471,000,000	679,057,000
FCE (Technical) Gusau	581,000,000	471,000,000	679,057,000
FCE (Technical) Omoku	581,000,000	471,000,000	679,057,000
FCE Kano	581,000,000	471,000,000	679,057,000
FCE Katsina	581,000,000	471,000,000	679,057,000
FCE Kotangora	581,000,000	471,000,000	679,057,000
FCE Okene	581,000,000	471,000,000	679,057,000
FCE Osiele, Abeokuta	581,000,000	471,000,000	679,057,000
FCE Yola	581,000,000	471,000,000	679,057,000
FCE Zaria	581,000,000	471,000,000	679,057,000

FCE, Eha –Amufu	581,000,000	471,000,000	679,057,000
FCE, Pankshin	581,000,000	471,000,000	679,057,000
FCE (T), Potiskum, Yobe State	581,000,000	471,000,000	679,057,000
FCE (T), Umunze	581,000,000	471,000,000	679,057,000
FCT COE, Zuba	581,000,000	471,000,000	679,057,000
Isa Kaita COE, Dutsin ma	581,000,000	471,000,000	679,057,000
Kaduna SCOE, Gidan Waya	581,000,000	471,000,000	679,057,000
Kashim Ibrahim COE, Maiduguri	581,000,000	471,000,000	679,057,000
Kwara State COE, Ilorin	581,000,000	471,000,000	679,057,000
LACOPEC, Naforija, Epe	581,000,000	471,000,000	679,057,000
Niger State COE, Minna	581,000,000	471,000,000	679,057,000
Nigerian Army School of Education, Ilorin	581,000,000	471,000,000	679,057,000
COE, Ikere Ekiti	581,000,000	471,000,000	679,057,000
Osun State COE, Ilesha	581,000,000	471,000,000	679,057,000
Shehu Shagari COE, Sokoto	581,000,000	471,000,000	679,057,000
Emmanuel Alayande CEO, Oyo	581,000,000	471,000,000	679,057,000
Tai Solarin COE, Ijebu – Ode	581,000,000	471,000,000	679,057,000
Zamfara State COE	581,000,000	471,000,000	679,057,000
COE, Ikwo, Ebonyi	581,000,000	471,000,000	679,057,000
Delta State Coll.of Physical Education, Mosogar	581,000,000	471,000,000	679,057,000
Enugu State College of Education (Technical)	581,000,000	471,000,000	679,057,000
COE, Igueben, Edo State	581,000,000	471,000,000	679,057,000
Isaac Jasper Boro COE Bayelsa State College of Education Okpoama	581,000,000	471,000,000	679,057,000
<b>Total</b>	<b>31,955,000,000</b>	<b>25,905,000,000</b>	<b>37,348,135,000</b>

Source: TETFund

**POLYTECHNICS**

**Table 8.6: TETFund Intervention Projects In Polytechnics, 2014-2016**

Polytechnics	Total		
	2014	2015	2016
Abdu Gusau Poly, Talata Mafara	661,000,000	581,000,000	691,632,000
Abia State Polytechnic, Aba	661,000,000	581,000,000	691,632,000
Adamawa State Polytechnic, Yola.	661,000,000	581,000,000	691,632,000
Akanu Ibiam Polytechnic, Nwana	661,000,000	581,000,000	691,632,000
Akwa Ibom Polytechnic, Ikot Osurua	661,000,000	581,000,000	691,632,000
Anambra State Polytechnic, Uli	661,000,000	581,000,000	691,632,000
Benue State Polytechnic, Ugbokolo	661,000,000	581,000,000	691,632,000
Delta State Polytechnic, Ogwashi Uku	661,000,000	581,000,000	691,632,000
Delta State Polytechnic, Otefe	661,000,000	581,000,000	691,632,000
Delta State Polytechnic, Ozoro	661,000,000	581,000,000	691,632,000
Fed. Poly, Kaura Namoda	661,000,000	581,000,000	691,632,000
Federal Polytechnic Mubi, Adamawa	661,000,000	581,000,000	691,632,000
Federal Polytechnic, Ado Ekiti	661,000,000	581,000,000	691,632,000
Federal Polytechnic, Auchi	661,000,000	581,000,000	691,632,000
Federal Polytechnic, Bauchi	661,000,000	581,000,000	691,632,000
Federal Polytechnic, Bida	661,000,000	581,000,000	691,632,000
Federal Polytechnic, Birnin Kebbi	661,000,000	581,000,000	691,632,000
Federal Polytechnic, Damaturu	661,000,000	581,000,000	691,632,000
Federal Polytechnic, Ede	661,000,000	581,000,000	691,632,000
Federal Polytechnic, Idah	661,000,000	581,000,000	691,632,000
Federal Polytechnic, Ilaro	661,000,000	581,000,000	691,632,000
Federal Polytechnic, Nassarawa	661,000,000	581,000,000	691,632,000
Federal Polytechnic, Nekede	661,000,000	581,000,000	691,632,000
Federal Polytechnic, Offa	661,000,000	581,000,000	691,632,000
Federal Polytechnic, Oko	661,000,000	581,000,000	691,632,000
Hussaini Adamu Poly, Kazaure	661,000,000	581,000,000	691,632,000
Imo State Polytechnic, Umuagwo	661,000,000	581,000,000	691,632,000
Institute of Management & Technology, Enugu.	661,000,000	581,000,000	691,632,000
Jigawa State Polytechnic, Dutse	661,000,000	581,000,000	691,632,000
Kaduna State Polytechnic, Zaria	661,000,000	581,000,000	691,632,000
Kano State Polytechnic, Kano.	661,000,000	581,000,000	691,632,000
Katsina Polytechnic, Katsina	661,000,000	581,000,000	691,632,000
Kogi State Polytechnic, Lokoja	661,000,000	581,000,000	691,632,000
Kwara State Poly, Ilorin	661,000,000	581,000,000	691,632,000
Lagos Polytechnic Isolo	661,000,000	581,000,000	691,632,000
Moshood Abiola Polytechnic, Abeokuta	661,000,000	581,000,000	691,632,000

Nasarawa State Polytechnic, Lafia	661,000,000	581,000,000	691,632,000
Niger State Polytechnic, Zungeru	661,000,000	581,000,000	691,632,000
Ondo State Polytechnic, Owo	661,000,000	581,000,000	691,632,000
Osun State College of Techno., Esa Oke	661,000,000	581,000,000	691,632,000
Osun State Polytechnic Iree	661,000,000	581,000,000	691,632,000
Plateau State Polytechnic, Barkin Ladi	661,000,000	581,000,000	691,632,000
Polytechnic of Sokoto, Farfaru	661,000,000	581,000,000	691,632,000
Ramat Polytechnic, Maiduguri	661,000,000	581,000,000	691,632,000
Rivers State Polytechnic, Bori	661,000,000	581,000,000	691,632,000
Taraba State Polytechnic, Jalingo	661,000,000	581,000,000	691,632,000
Tatari Alli Polytechnic, Bauchi	661,000,000	581,000,000	691,632,000
The Polytechnic, Kaduna	661,000,000	581,000,000	691,632,000
The Polytechnic, Calabar	661,000,000	581,000,000	691,632,000
The Polytechnic, Ibadan	661,000,000	581,000,000	691,632,000
Yaba College of Technology, Yaba.	661,000,000	581,000,000	691,632,000
Yobe State Polytechnic	661,000,000	581,000,000	691,632,000
Institute of Technology & Mgt. Usen, Edo State	661,000,000	581,000,000	691,632,000
Federal Polytechnic, Bali Taraba State	661,000,000	581,000,000	691,632,000
Federal Polytechnic, Ekowe Bayelsa State	661,000,000	581,000,000	691,632,000
<b>Total</b>	<b>35,694,000,000</b>	<b>31,374,000,000</b>	<b>37,348,128,000</b>

Source: TETFund

## UNIVERSITIES

Table 8.7 TETFund Intervention Projects In Universities, 2014 – 2016

University	Total		
	2014	2015	2016
Abia State University, Uturu	912,000,000	865,000,000	1,009,410,000
Abubakar Tafawa Balewa University, Bauchi	912,000,000	865,000,000	1,009,410,000
Adamawa State University, Mubi	912,000,000	865,000,000	1,009,410,000
Ahmadu Bello University, Zaria	912,000,000	865,000,000	1,009,410,000
Akwa Ibom State University of Tech., Uyo	912,000,000	865,000,000	1,009,410,000
Ambrose Alli University, Ekpoma	912,000,000	865,000,000	1,009,410,000
Anambra State University, Uli	912,000,000	865,000,000	1,009,410,000
Bayero University, Kano	912,000,000	865,000,000	1,009,410,000
Benue State University, Makurdi	912,000,000	865,000,000	1,009,410,000
Yobe State University, Damaturu	912,000,000	865,000,000	1,009,410,000
Cross River University of Science & Tech. Calabar	912,000,000	865,000,000	1,009,410,000
Delta State University, Abraka	912,000,000	865,000,000	1,009,410,000
Ebonyi State University, Abakaliki	912,000,000	865,000,000	1,009,410,000
Enugu State University of Science & Tech., Enugu	912,000,000	865,000,000	1,009,410,000
Fed. Univ. of Agric (Now Michael Okpara Univ. of Agric), Umudike	912,000,000	865,000,000	1,009,410,000
Federal University of Petroleum Resources, Effurun, Delta State	912,000,000	865,000,000	1,009,410,000
FUT Akure	912,000,000	865,000,000	1,009,410,000
FUT Minna	912,000,000	865,000,000	1,009,410,000
FUT Owerri	912,000,000	865,000,000	1,009,410,000
Modibbo Adama University of Tech. Yola	912,000,000	865,000,000	1,009,410,000
Gombe State University, Gombe	912,000,000	865,000,000	1,009,410,000
IBB University, Lapai, Niger State	912,000,000	865,000,000	1,009,410,000
Imo State University, Owerri	912,000,000	865,000,000	1,009,410,000
Kaduna State University	912,000,000	865,000,000	1,009,410,000
Kano State University of Tech., Wudil	912,000,000	865,000,000	1,009,410,000
Umaru Musa Yaradua University, Katsina State	912,000,000	865,000,000	1,009,410,000
Kebbi State University of Science & Technology	912,000,000	865,000,000	1,009,410,000
Kogi State University, Anyingba	912,000,000	865,000,000	1,009,410,000
Kwara State University, Malete	912,000,000	865,000,000	1,009,410,000
Lagos State University, Ojo	912,000,000	865,000,000	1,009,410,000
LAUTECH, Ogbomosho	912,000,000	865,000,000	1,009,410,000
Nasarawa State University, Keffi	912,000,000	865,000,000	1,009,410,000
Niger Delta University, Wilberforce Island.	912,000,000	865,000,000	1,009,410,000

Nigerian Defence Academy, Kaduna	912,000,000	865,000,000	1,009,410,000
Nnamdi Azikiwe University, Awka	912,000,000	865,000,000	1,009,410,000
Obafemi Awolowo University, Ile-Ife	912,000,000	865,000,000	1,009,410,000
Olabisi Onabanjo University Ago –Iwoye, Ogun State	912,000,000	865,000,000	1,009,410,000
Adekunle Ajasin University, Akungba Akoko, Ondo	912,000,000	865,000,000	1,009,410,000
Osun State University, Osogbo	912,000,000	865,000,000	1,009,410,000
Plateau State University, Boko	912,000,000	865,000,000	1,009,410,000
Rivers State Univ. of Science & Tech. Port Harcourt	912,000,000	865,000,000	1,009,410,000
Tai Solarin University of Educ. Ijebu-Ode	912,000,000	865,000,000	1,009,410,000
University of Abuja, Gwagwalada	912,000,000	865,000,000	1,009,410,000
University of Ado – Ekiti, Ado –Ekiti	912,000,000	865,000,000	1,009,410,000
University of Agric. Abeokuta	912,000,000	865,000,000	1,009,410,000
University of Agriculture, Makurdi	912,000,000	865,000,000	1,009,410,000
University of Benin, Benin City	912,000,000	865,000,000	1,009,410,000
University of Calabar, Calabar	912,000,000	865,000,000	1,009,410,000
University of Ibadan, Ibadan	912,000,000	865,000,000	1,009,410,000
University of Ilorin, Ilorin	912,000,000	865,000,000	1,009,410,000
University of Jos, Jos	912,000,000	865,000,000	1,009,410,000
University of Lagos, Akoka	912,000,000	865,000,000	1,009,410,000
University of Maiduguri, Maiduguri	912,000,000	865,000,000	1,009,410,000
University of Nigeria, Nsukka	912,000,000	865,000,000	1,009,410,000
University of Port –Harcourt, Rivers State	912,000,000	865,000,000	1,009,410,000
University of Uyo, Uyo	912,000,000	865,000,000	1,009,410,000
Usman Dan Fodio University, Sokoto	912,000,000	865,000,000	1,009,410,000
Taraba State University, Jalingo	912,000,000	865,000,000	1,009,410,000
Bauchi State University Gadau	912,000,000	865,000,000	1,009,410,000
Ignatius Ajuru University of Educ. Rumuolumeni Rivers	912,000,000	865,000,000	1,009,410,000
Federal University Dutse, Jigawa State	912,000,000	865,000,000	1,009,410,000
Federal University Wukari, Taraba State	912,000,000	865,000,000	1,009,410,000
Federal University Lafia, Nasarawa State	912,000,000	865,000,000	1,009,410,000
Federal University Kashere, Gombe	912,000,000	865,000,000	1,009,410,000
Federal University Oye, Ekiti State	912,000,000	865,000,000	1,009,410,000
Federal University Dutsin-Ma, Katsina	912,000,000	865,000,000	1,009,410,000
Federal University Lokoja, Kogi State	912,000,000	865,000,000	1,009,410,000
Federal University Otuoke, Bayelsa State	912,000,000	865,000,000	1,009,410,000
Federal University Ndufu-Alike, Ebonyi	912,000,000	865,000,000	1,009,410,000
Federal University, Gashua, Yobe State	912,000,000	865,000,000	1,009,410,000
Federal University Birnin-Kebbi, Kebbi	912,000,000	865,000,000	1,009,410,000
Federal University, Gusau, Zamfara State	912,000,000	865,000,000	1,009,410,000
<b>Total</b>	<b>67,488,000,000</b>	<b>64,010,000,000</b>	<b>74,696,340,000</b>

Source: TETFund



### 8.3 Scholarship Awards

Federal Government has provides functional education by assisting Nigerian students financially to enroll in programmes in tertiary institutions considered very relevant to achieving national development. The awards cover undergraduate and postgraduate programmes in Nigerian Universities and abroad as well as in Nigerian Polytechnics and Colleges of education. The undergraduate awards are to students with distinction in core O' Level subjects as well as those with 4.0 Cumulative Grade Point Average in first or second year of study.

The award to University students is between N150, 000 – N180, 000, while that of Colleges of Education and Polytechnics is N100, 000. The foreign scholarship comes from the Commonwealth countries having Bi-lateral Education Agreement with Nigeria, and takes care of sundry allowonces-

Table 8.8 and 8.9 present various scholarship awards

Table 8.8: National Summary of Nigerian Scholarship Awards by Institutions and Year

Year	2012		2013		2014		2015		2016	
	No Of Awards	Cost in Naira	No Of Awards	Cost in Naira	No Of Awards	Cost in Naira	No Of Awards	Cost in Naira	No Of Awards	Cost in Naira
Universities	303	45,450,000	321	48,150,000	-	-	1,193	178,950,000	1,194	179,100,000
Polytechnics	152	15,200,000	66	6,600,000	-	-	129	12,900,000	129	12,900,000
Colleges of Education	171	17,100,000	64	6,600,000	-	-	169	16,900,000	170	17,000,000
Post Graduate	109	19,620,000	60	10,800,000	-	-	203	36,540,000	204	36,720,000
Total	735	97,370,000	511	72,150,000	-	-	1,694	245,290,000	1,697	245,720,000

Source: Federal Scholarship Board

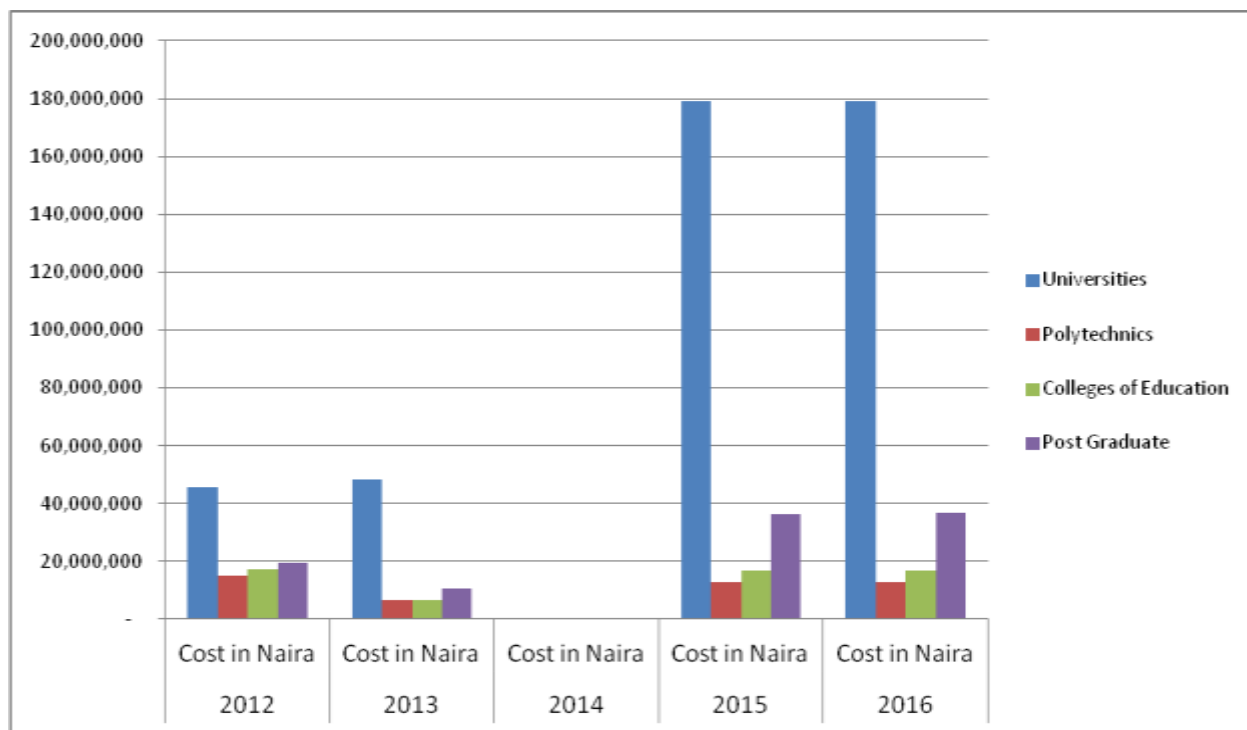


Fig. 8.4: National Summary of Nigerian Scholarship Award by Institutions

Table 8.9: National Summary of Commonwealth Scholarship and Fellowship Programme Award to Nigerians

Year	2012		2013		2014		2015		2016	
	No. Awards	Cost in Naira	No. Awards	Cost in Naira	No. Awards	Cost in Naira	No. Awards	Cost in Naira	No. Awards	Cost in Naira
U. K.	16	26,000,000.00	25	35,572,463.60	13	24,353,711.40	20	37,236,096.80	16	12,477,111.79
CANADA										
NEW ZEALAND			1	40,310.00	1	40,310.00	1	40,310.00	1	40,310.00
INDIA			5	201,550.00	1	100,775.00				
AFRICAN UNION			1	201,550.00						
Total	16	26,000,000.00	32	36,015,673.60	15	24,494,796.40	21	37,276,406.81	17	12,517,421.79

*Source: Federal Scholarship Board*

The Commonwealth scholarship and fellowship programme award to Nigerians is presented in the above table. The United Kingdom has consistently been giving scholarship to Nigerians within the period in review. New Zealand awarded scholarship to Nigerians from 2013 to 2016 while India awarded from 2013 to 2014 and African Union was only in 2013.